


Fire Safety

Gazette

100th year of Fire Prevention

October 9-15, 2022

Firefighters used to be called bucket brigades. Firefighters used to make a long line and pass buckets full of water down the line and throw it on the fire to put it out.



Fire won't wait. Plan your escape.



Products Produced in Canada with the Generous Support of:



Message for Parents and Guardians from the Fire Marshal



It's my pleasure to present you and your child our 2022 Fire Safety Gazette. This year's Fire Prevention Week theme is "Fire Won't Wait, Plan you escape". Please use this Gazette as a helpful tool to learn together with your family about fire safety. Use the stories, puzzles, and games in this Gazette to talk about fire safety in your home, and how to make sure everybody gets out safe! This year's theme is important-everyone should know how to get out of their home quickly and safely in the event of a fire.

When you hear the smoke alarm, it's time to get out! Walk through your home with your family and identify multiple exits out of each room in the house. If windows or doors are blocked, clear them so they can be easily accessed and opened to exit through. Its always recommended that you have 2 exit routes from every room in your house. Once you get out of your home-have a safe place to meet up and meet the fire department when they arrive.

Parents-practice escaping with your young ones. Make them familiar with how to open a door or window and show them where you'll meet. Teach them to close doors behind them, crawl low if it's smokey, and to never, ever go back in. Remind them not to bring anything with them-those items can be replaced!

The Office of the Fire Marshal along with our Fire Departments are dedicated to the safety of New Brunswickers. This important week is a partnership with Insurance Brokers Association of New Brunswick-our major sponsor of the Fire Chief for a Day draw. Every child who completes a ballot included with this Gazette has a chance to be drawn as New Brunswick's Fire Chief for a day in the fall of 2022.

Fire safety begins at home with working, properly installed smoke alarms. Learn the sounds of fire safety, and know what to do!

Mike Lewis

Michael Lewis,
Fire Marshal



https://www2.gnb.ca/content/gnb/en/departments/public-safety/law-enforcement-and-inspections/content/fire_marshall.html

The Fire Safety Gazette is published by the Province of New Brunswick
P.O. Box 6000, Fredericton NB E3B 5H1 | www.gnb.ca
ISBN 978-1-4605-3099-3 (printed) ISBN 978-1-4605-3100-6 (Online)
ISSN 2561-8873 (printed) ISSN 2561-8881 (Online)
13737 | 2022.09

Printed in New Brunswick | Ce document est également publié en français.

Fire Chief
For-a-Day

2021



We would like to congratulate this year's "Fire Chief for the Day" for 2021, Kassidy Munn from the Truth Learning Academy from Plaster Rock NB.

Kassidy is a student from the kindergarten class. To celebrate this occasion, she was surrounded by her classmates from kindergarten to grade 2 along with her parents and sister. Kassidy was presented with her firefighter turnout gear and a backpack filled with fire safety accessories from Fire Chief Tim Corbin of the Plaster Rock Fire Department along with Charles Kavanaugh President of the NBAFC and members of the Office of the Fire Marshal, and special guest Sparky the Fire Dog.

Kassidy and her classmates got to celebrate with a giant cake and to top things off, she got to take a drive in a big red fire truck around the village with lights and sirens.

A great day was had by all who attended.


For a chance to be chosen as chief for the day please be sure to fill out your ballot in this years Fire Safety Gazette!

**Awards... Prizes... Celebration... Sparky...
Fire Trucks... Fire Fighters... Gear... Fun!
EXCITING! You could be this year's winner!**


Enter your name in the draw for a chance to have a special day like Kassidy! Fill out the ballot on the last page.

Source of the photos on the page cover: © Centre de documentation et d'études madawaskayennes, Edmundston. Photo 025 – PC1-10 – First volunteer firefighters in Edmundston, 1923. Photo 026 – PC2-128 – The Fire Brigade was displaying diverse models of fire trucks in used over the time in Edmundston, 1940.


My name is Bip. Do you know what I sound like? Don't forget to test me at least once a month and replace me with a new smoke alarm after ten years.



My name is Volta, the best buddy of the alarm Bip, replace me with a new battery at least once a year.



I'm CarMo, the carbon monoxide alarm, learn what I sound like when there is a danger in your home.



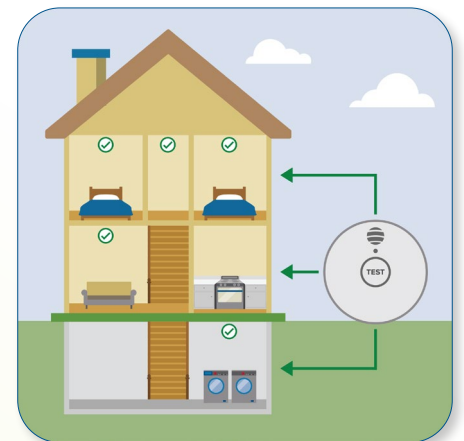
Smoke alarms at home



- Choose interconnected smoke alarms for your home, so when one sounds, they all sound.



- Install smoke alarms in every sleeping room, outside each separate sleeping area, and on every level of the home. Install alarms in the basement.
- Make sure your smoke alarms work. Your family is not safe if they can't hear the smoke alarm.
- Test smoke alarms every month and replace batteries at least once every year.
- Smoke alarms do not last forever. Replace smoke alarms every 10 years.
- When you hear a smoke alarm, you may have less than 2-minutes to get everyone outside and safe.



If the alarm sounds...

- If the smoke alarm sounds, **GET OUT AND STAY OUT**. Never go back inside for people or pets.
- If you have to escape through a smoke-filled room, **GET LOW AND GO** under the smoke to your nearest exit.

Call 9-1-1 or the fire department from outside your home.



Escape plan in case of fire



Make a home escape plan with your family. Draw a map of your home showing all doors and windows. Discuss the plan with everyone in your home.



Know at least two ways out of every room, if possible. Make sure all doors and windows leading outside open easily.



Have an outside meeting place (like a tree, light pole, mailbox) a safe distance from the house where everyone should meet.



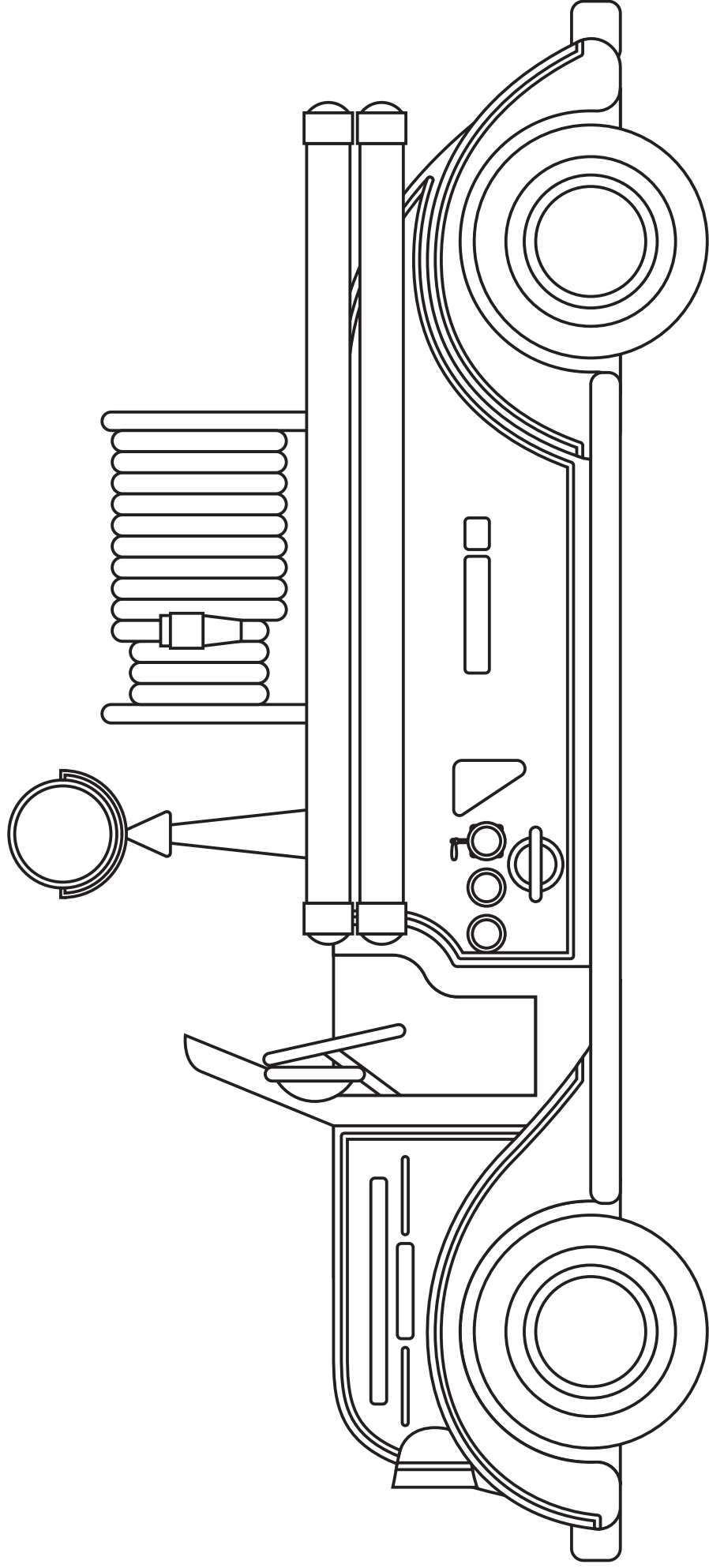
Practice your home fire drill at night and during the day with everyone in your home, twice a year.

Practice using a different way out. Close all doors behind you as you leave.

Find the two words hidden



Colouring Fun!



Games

Connect the dots

Please help me to connect with my friend Bip!!!

Start here

Question and Answer Matchup

Draw a line from the question to the correct answer.

How many smoke alarms should the be in your home?

How often should you test and replace the batteries in your smoke alarms?

Should you run, walk or crawl when escaping a fire?

What should you do if you find a lighter or matches?

What should you do if you are the first one out of a burning house?

- Wait at the place where you and your family decided on and practiced in your home fire escape plan.
- There should be a smoke alarm in every bedroom and on every level of your home.
- You should crawl low to avoid smoke and heat.
- Smoke alarm batteries should be checked once a month and replaced at least once a year.
- You should leave them alone but tell an adult about them.

Fire Chief For-a-Day

ENTRY FORM

PLEASE PRINT CLEARLY

Send in before November 3rd 2022

Student's name _____

Student's age

Grade (please circle)

K 1 2 3 4 5

Teacher _____

School _____


School's address _____

Postal code _____

Only one entry per student.


Send By Fax: 506 457-4899 / By email: fire.marshall@gnb.ca or by mail to:
New Brunswick Office of the Fire Marshal, 12 McGloin St., Gibson Place,
Fredericton, NB E3A 5T8

My escape plan




Draw your home escape plan.

On the floor plan, label each room. Locate windows, doors and stairways. Indicate your meeting place.




Home Fire Safety Checklist


Go from room to room and answer the questions below. Give yourself one point for each "yes" answer. When you're done, add up the points to find out how fire safe your home is.




Smoke Alarms / Home Fire Escape




Are there smoke alarms on every level, including the basement, and outside each sleeping area?
Yes No



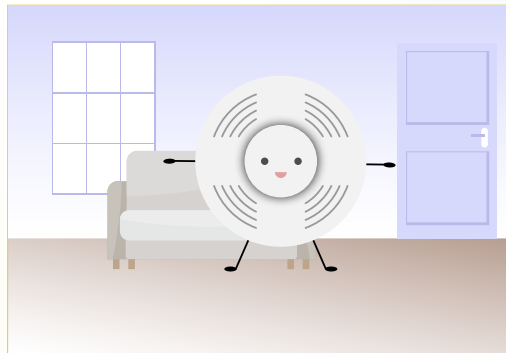
Are the batteries working in all your smoke alarms? (Have a grown-up push the test buttons to find out.)
Yes No




Do you have a carbon-monoxide detector installed if you are burning wood, propane or natural gas? Yes No




Are all the exits in your home clear of furniture, toys and clutter?
Yes No



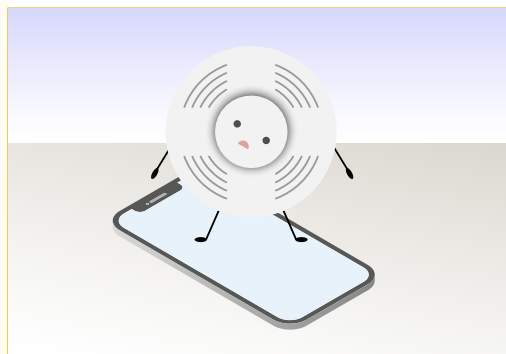
Does your family have a home fire escape plan that includes two exits, usually a door and a window, from each room?
Yes No



Has your family picked a safe place to meet outside after you exit your home?
Yes No



Have you practised your home fire drill within the last six months?
Yes No



Do you know what phone number to call in the event of a fire?
Yes No



Can your house or building number be seen from the street?
Yes No

What's your fire safety score?

- If you answered "yes" to all of the questions, congratulations! You've done your homework for fire safety.
- If you answered "yes" to 6 to 8 questions, you're going in the right direction, but you've got some work to do.
- If you answered "yes" to fewer than 6 questions, have a look around and make the changes you need so that your home is fire-safe!

