

2012 Aquaculture Sector Review

The aquaculture sector is a major economic contributor in rural coastal communities of the province. Economic impact is mainly generated through jobs created and incomes earned in primary and processing activities. The sector is considered the second largest in the country after British Columbia. The main aquaculture activity in New Brunswick is salmon farming, representing about 97% of the sector's value. Shellfish aquaculture is also a growing industry, with the main species being oysters. In recent years, the aquaculture sector in the province has undergone significant structural change, resulting in growth. In 2012, the total primary aquaculture sales were estimated at \$192 million. During the same year,

the aquaculture sector directly generated about 1,150 full time equivalent jobs in both primary production and processing activities. In addition to Atlantic salmon and American oysters, other commercial species produced in the province include rainbow and speckled trout, and blue mussels. Other species such as bay scallops and sturgeon are demonstrating commercial potential. All together, the non-salmon species account for three percent of the sector's value.

Volume and Value

Species	Volume (Tonnes)	
	2011*	2012*
Salmon	21,560	30,217
Trout	80	142
Oysters	609	1,118
Mussels	25	4
Total	22,274	31,481

Species	Value (\$ Million)	
	2011*	2012*
Salmon	140.2	185.0
Trout	0.4	1.4
Oysters	2.6	5.2
Mussels	0.0	0.01
Total	143.3	191.6

Estimation*

Industry at a Glance

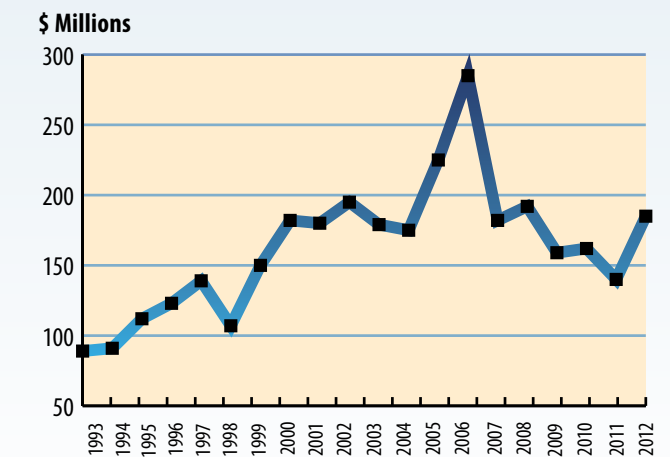
Number of salmon sites	94
Area leased to salmon sites, hectares	1,691
Freshwater Finfish sites	92
Area leased to shellfish sites, hectares	2,649
Shellfish Sites	470
Farm Gate Value*	\$191.6 million
Salmon	\$185.0 million
Shellfish and Trout	\$6.6 million
Exports	Species
Salmon	\$213.7 million
Employment (FTEs)-primary	702
Employment (FTEs)-processing	444

Estimation*

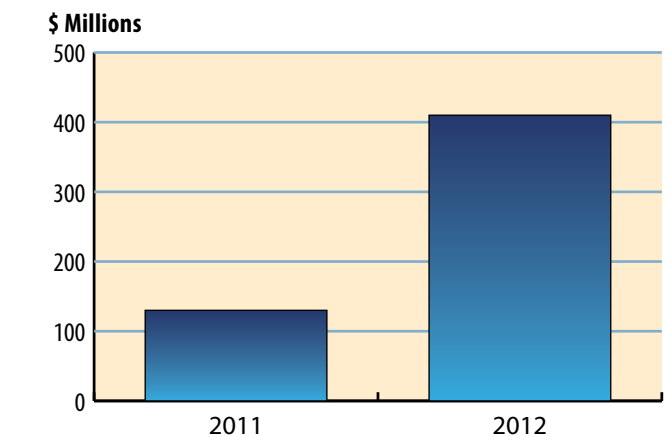
2012 Highlights

- The value of aquaculture production increased by about \$48.3 million (33.7%) from \$143.3 million in 2011 to \$191.6 million in 2012.
- Specifically, the value of salmon production increased by about \$44.7 million (31.9%) from \$140.2 million in 2011 to \$185 million in 2012. This is due to an increase in production by about 8,660 tonnes (40.2%).
- Likewise, the value of oyster production doubled from \$2.6 million in 2011 to \$5.2 million in 2012. This is mainly due to an increase in production by about 500 tonnes (84%).
- The value of NB salmon exports increased by about \$53.7 million (33.6%) from \$160 million in 2011 to \$213.7 million in 2012, mainly due to an increase in the volume exported by 14,500 tonnes (67.9%).

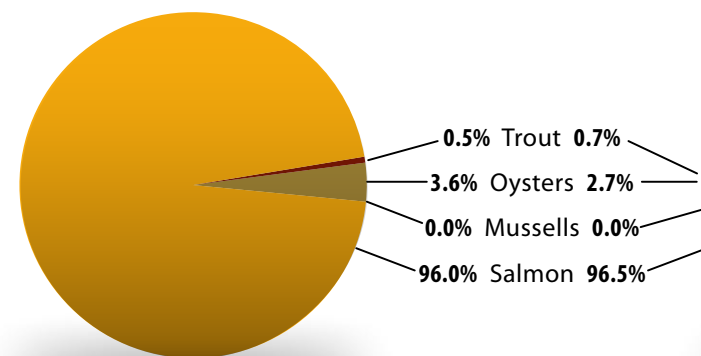
Salmon Industry Production Value



Number of Oysters in Production (Inventory)



Total Volume by Species:
31,481 tonnes



Total Value by Species:
\$191.6 Million

