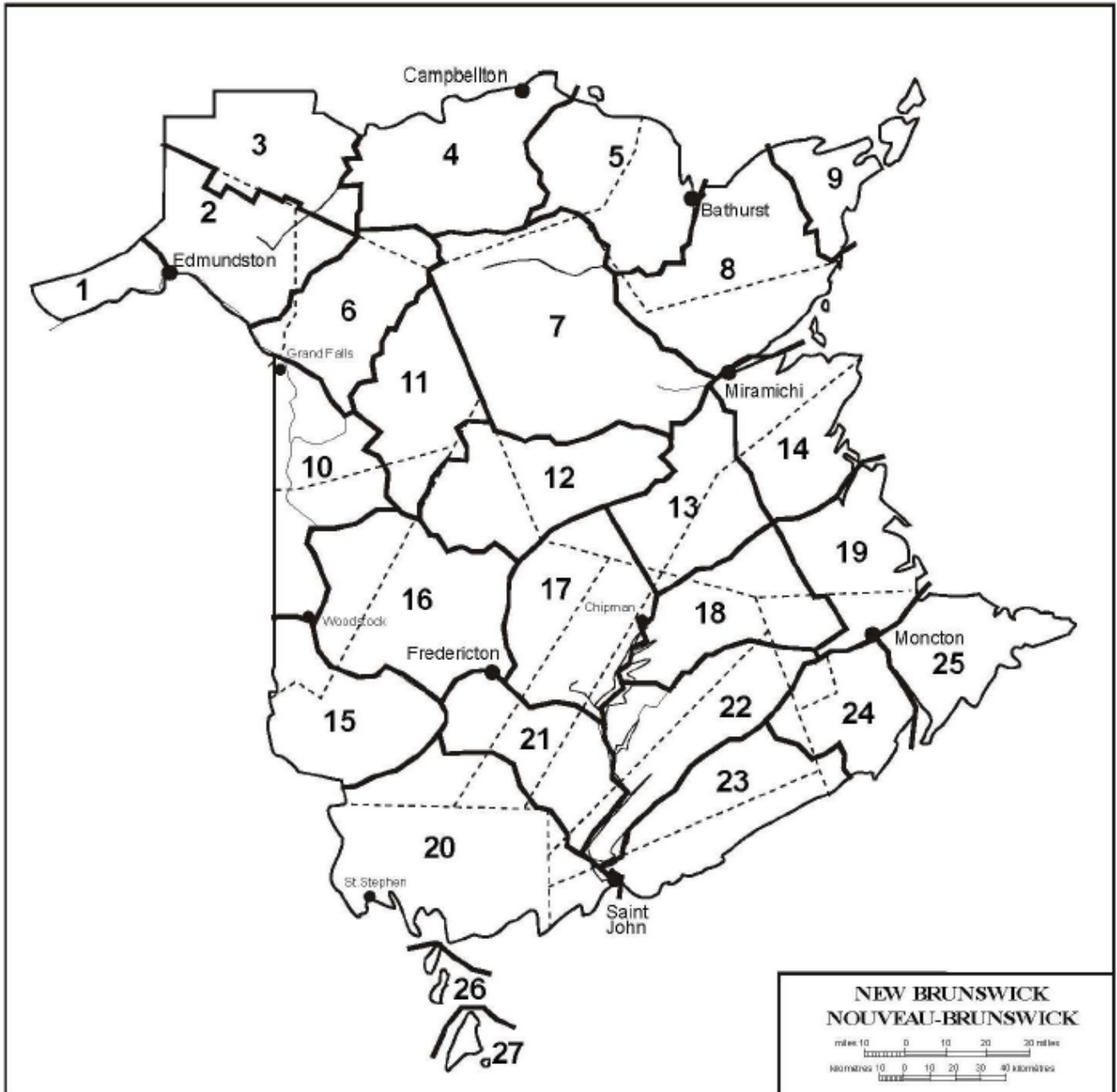


**NEW BRUNSWICK
FURBEARER
HARVEST REPORT
2016-2017**



Wildlife Management Zones Zones d'Aménagement de la Faune



© Cover Photo by: Kevin Craig

© Photo de couverture: Kevin Craig

2016-2017 New Brunswick Furbearer Harvest Summary

In 2016-2017, there was a slight decrease **(-25)** in the number of fur harvester's license sold compared to last season, for a total of **1,143 licenses** (**1,113** fur harvester licenses and **30** minor fur harvester's). In 2017, **201** individuals successfully completed the Trapper Education course, which is a 15% decrease from the 236 who completed the course in 2016.

The total number of pelts exported from New Brunswick (NB) decreased by 19% from the previous season, from 30,831 pelts for the 2015/2016 season to 24,953 pelts for the 2016/2017 season. The total estimated value of pelts exported from NB increased by 6% from \$342,300 in the 2015/2016 season to \$362,500 for the 2016/2017 season. Even though there was a significant decrease in the number of pelts exported from the Province, the increase in total estimated value was due to an increase in the overall average pelt value for all species.

Furbearers of Special Management Concern

The Department of Natural Resources has required trappers to submit the carcasses of bobcat, marten, and otter for the past several years in order to receive a wildlife storage permit and a carcass receipt which allows the trapper to export the pelt. Data collected from these carcasses include sex, weight, reproductive success and age and is used in the management of the species to ensure the populations within NB are not over harvested. The Department appreciates the effort involved in submitting the carcasses and reminds trappers to ensure they indicate on the carcass tag in which Wildlife Management Zone (WMZ) the animal was harvested.

For information on the age of the animals you submitted to the Department please call Jonathan Cormier, Furbearer Management Biologist at 506-457-6938.

New for the 2017/2018 Fur Harvesting Season

Starting for the 2017/2018 fur harvesting season, fur harvesters will be **required to submit fisher carcasses** to a local Department of Energy and Resource Development (ERD) District office. This is in addition to the current requirement to submit bobcat, otter and marten carcasses. This will allow the Department to collect valuable biological data on fisher harvested in the Province. Fisher carcasses must be submitted to a District office no later than 5 days after the close of the fisher trapping season. Fur harvesters will be issued a carcass receipt upon submission of the carcasses. Fur harvesters will be required to present the carcass receipts to licensed fur traders when delivering their pelts to pick-up locations or when applying for an export permit to export the pelts at a local ERD District office.

Agreement on International Humane Trapping Standards Update

In 1997, Canada and the European Union (EU) committed to the Agreement on International Humane Trapping Standards (AIHTS) to use only certified traps to harvest certain furbearing animals. To comply with the AIHTS, the Fur Harvesting Regulations in New Brunswick have been changing periodically since the 2007 fur harvesting season so that only certified traps are now allowed for the harvesting of beaver, fisher, marten, raccoon, and muskrat. In keeping with AIHTS, starting for the 2018/2019 season only traps certified for bobcat will be allowed for use to harvest bobcat and for the 2020/2021 season only cage traps certified for live-trapping beaver will be allowed when live-trapping beavers. For a list of certified trap models for each furbearer species included under the Agreement on International Humane Trapping Standards and legal for use in New Brunswick, please refer to the certified trap list in the

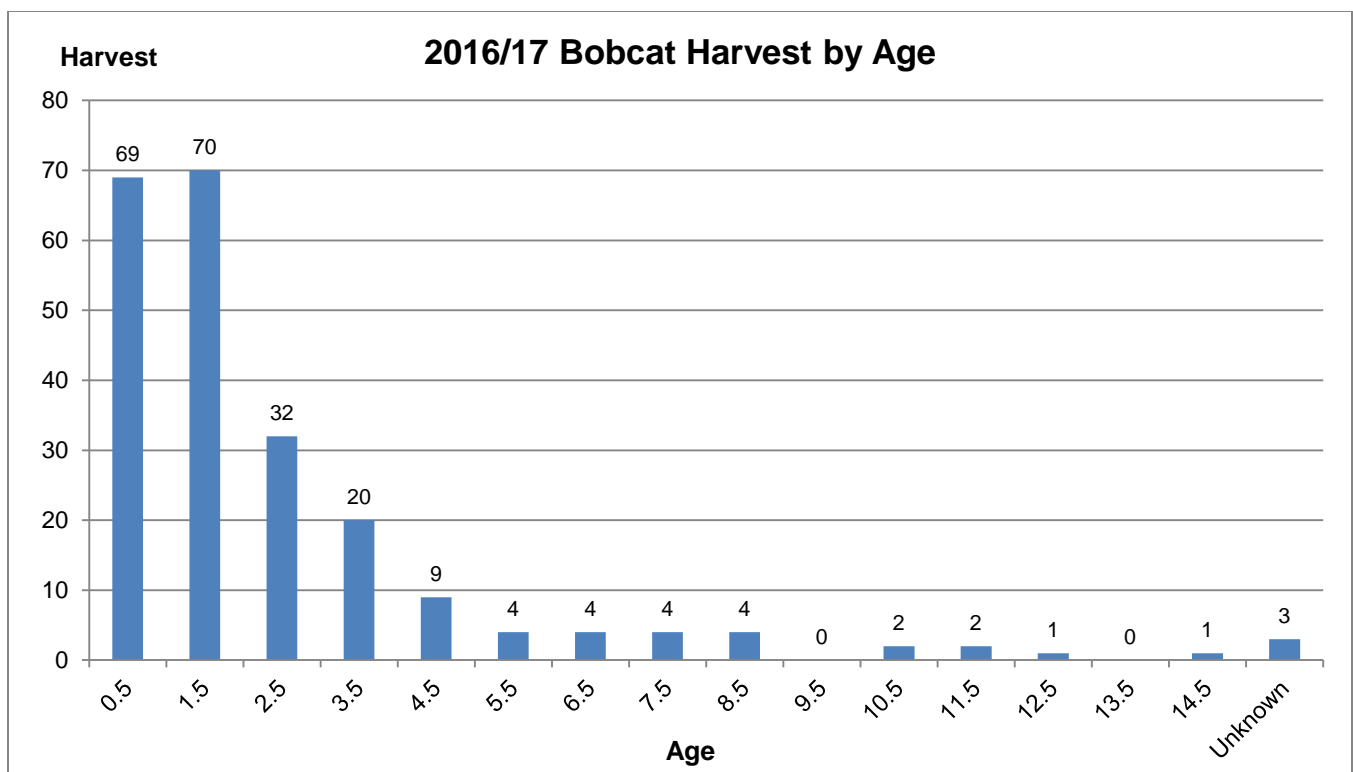
2017 New Brunswick Hunt & Trap Summery -

<http://www2.gnb.ca/content/dam/gnb/Departments/nr-rn/pdf/en/Wildlife/HuntTrap.pdf>.

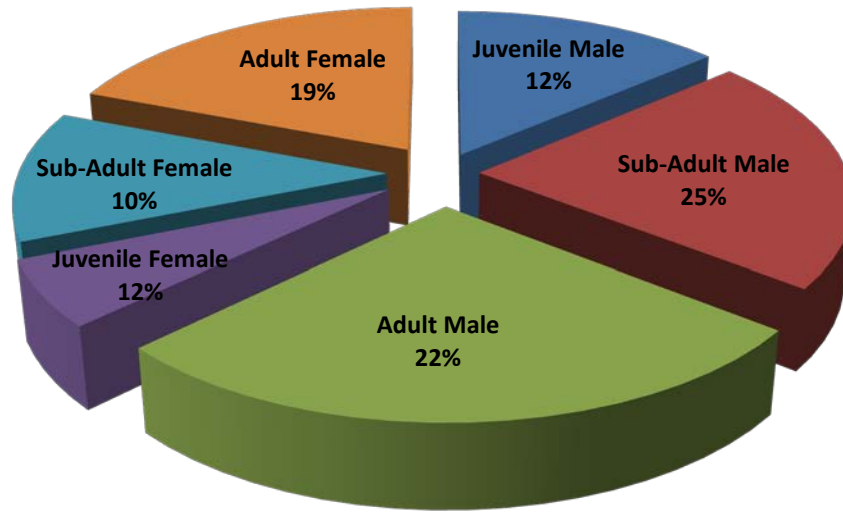
Bobcat

During the 15 week bobcat harvest season, there were 225 bobcats harvested (83 females and 142 males) with a success rate of 19%. This year's harvest is an increase of 34% (+57 bobcats) compared to last year's harvest; however it is a 74% decrease from the 865 bobcats harvested in the 2008/2009 season. The number of applicants applying for the bobcat harvest tag draw decreased by 6% from 527 applicants in 2015 to 493 applicants in 2016. 1,160 bobcat harvest tags were issued for the 2016/2017 season which was a 2% increase from the previous season (1,141). In the 2016/2017 harvest, adult female bobcats weighed an average of 17 lbs., while adult males weighed an average of 26 lbs. Harvested male and female bobcats both averaged 2.5 years of age. The heaviest bobcat harvested was a 33 lb male from WMZ 13. The oldest bobcat harvested was a 14.5 year-old female from WMZ 14. Overall 29% of females harvested and 31% of male males harvested were juveniles (less than 1 year old). Placental scaring indicated approximately 73% of females 1.5 years-old and older were pregnant the previous spring with an average litter size of 2.5 kittens per pregnant female.

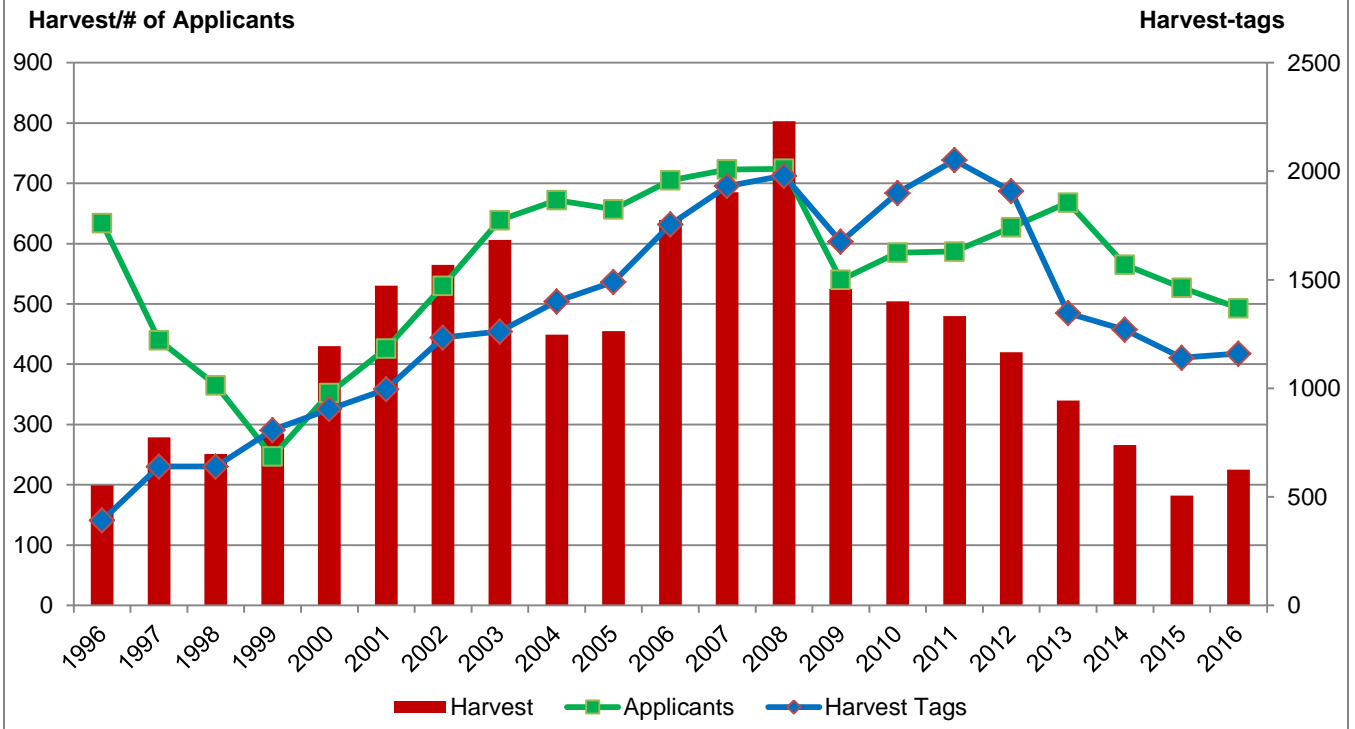
Bobcat	Weight - lbs			
	Males		Females	
	Avg	Range	Avg	Range
Juvenile	10.7	5 - 16	9.1	5 - 13
Sub-adult	22.9	17 - 30	16.6	11 - 21
Adult	25.9	16 - 36	16.8	9 - 25



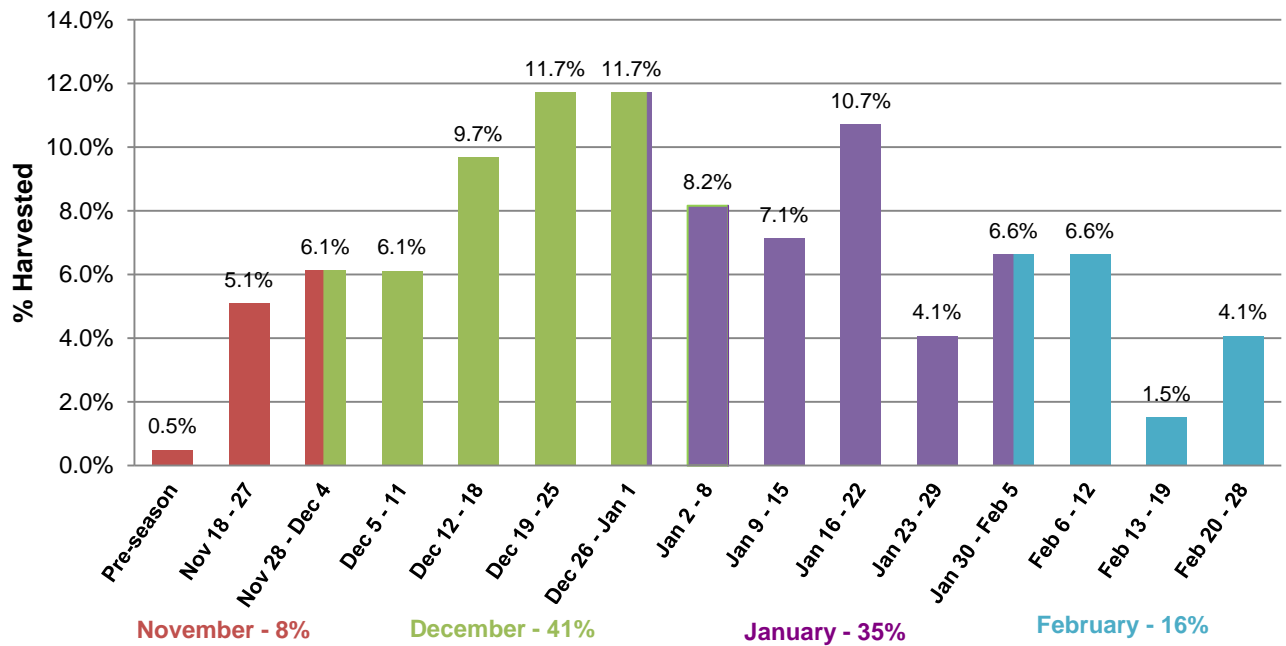
Age and Sex Struture of 2016/17 Bobcat Harvest



Bobcat Harvest, # of applicants to the bobcat harvest-tag draw and the # of bobcat harvest-tags issued from 1996 to 2016



Weekly Bobcat Harvest (%) for the 2016/2017 Season

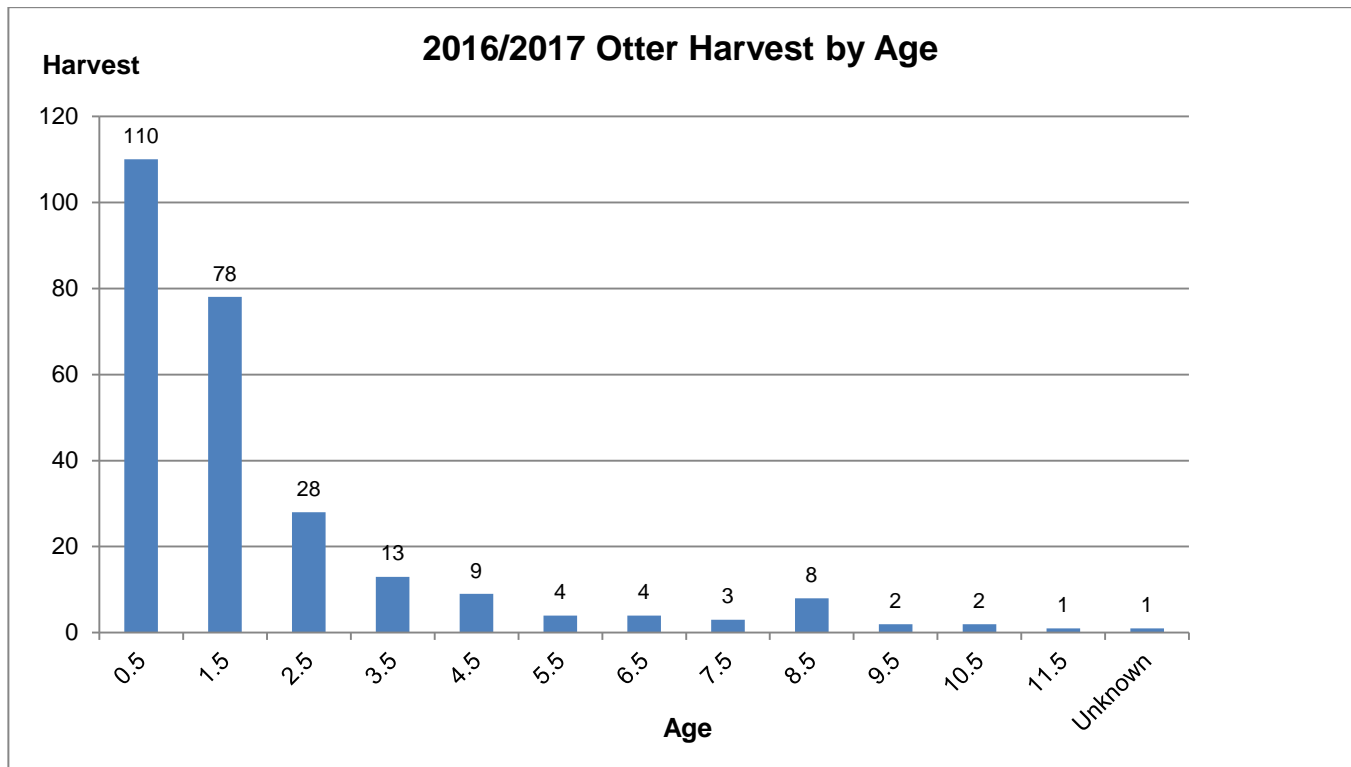


represents bobcat in which harvest date was included on the carcass tag (194/225)

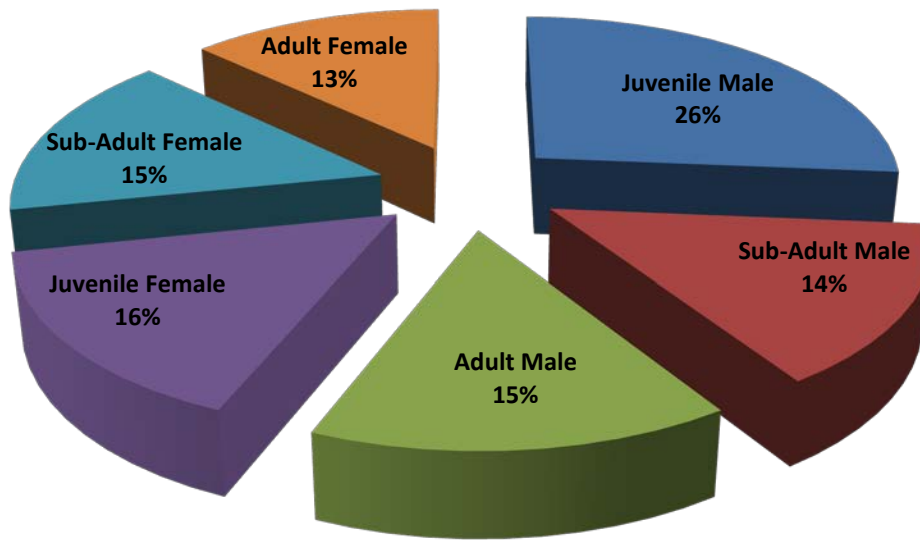
Otter

During the 15 week otter harvest season, there were 263 otter harvested (148 male, 115 female), which is a 28% decrease (-102 otter) compared to the 2015/2016 fur harvesting season. Adult female otter weighed an average of 13 lbs. while adult males weighed an average of 15 lbs. The heaviest otter harvested was an 8.5 year-old, 20lb male from WMZ 24. The heaviest female otters weighed 18 lbs, were harvested in WMZs 21 and 22, and both were 1.5 years-old. The oldest male otters were 10.5 years old from WMZs 11 and 20 and weighed 15 and 14 lbs respectively. The oldest female harvested was 11.5 years-old from WMZ 7 and weighed 11lbs. Approximately 42% of the otter harvested were juveniles and 50% of adult females (>0.5 years) were pregnant with an average litter size of 1.6 pups.

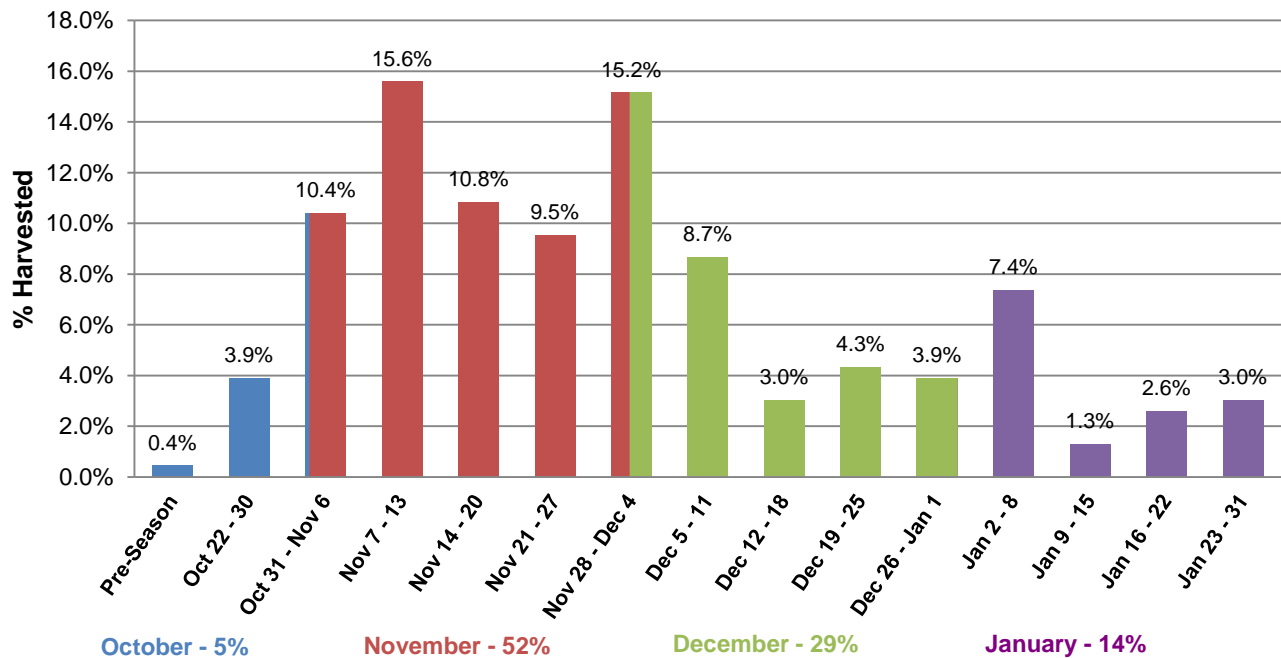
Otter	Weight - lbs			
	Males		Females	
	Avg	Range	Avg	Range
Juvenile	11.7	5 - 19	10.7	7 - 15
Sub-adult	14.8	11 - 18	13	9 - 18
Adult	15.2	11 - 20	13	11 - 16



Age and Sex Struture of 2016/2017 Otter Harvest



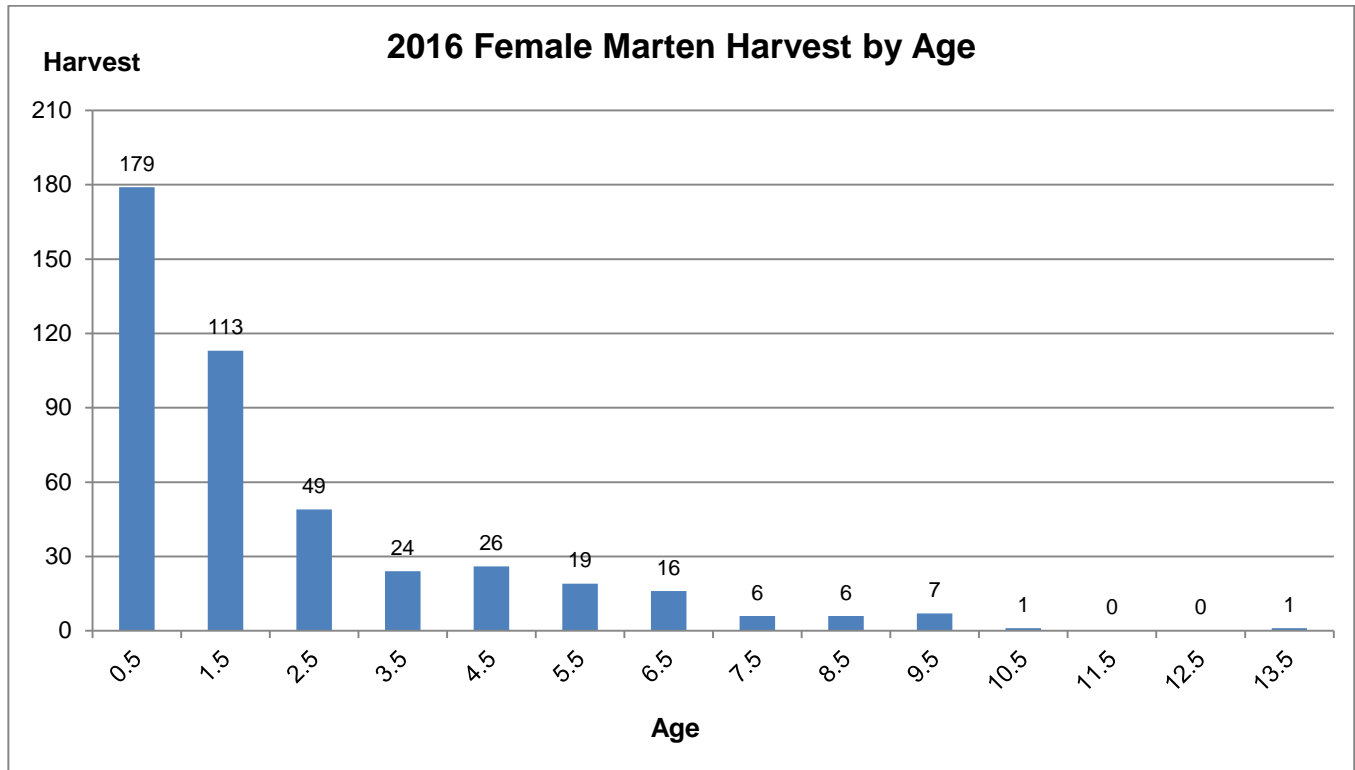
Weekly Otter Harvest (%) for the 2016/2017 Season



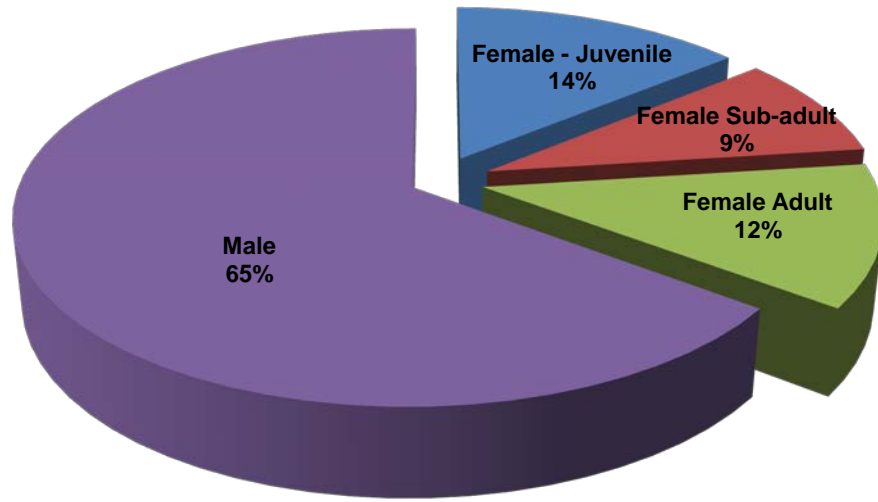
represents otter in which harvest date was included on the carcass tag (233/263)

Marten

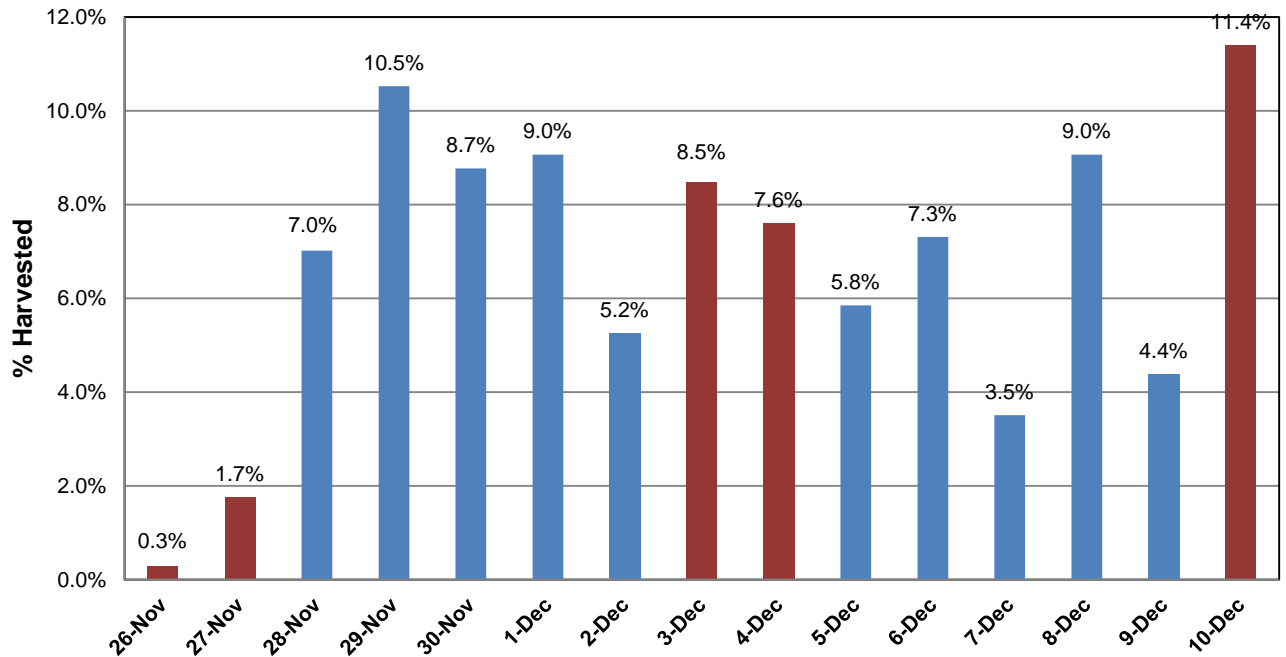
The two week harvest season for marten saw a 12% decrease (-177 marten) in harvest compared to the 2015/2016 season, with 1,272 individuals harvested (824 males and 448 females). Approximately 40% of the female marten were juveniles, while the oldest female marten harvested was 13.5 years old from WMZ 6. Of the 269 adult females harvested, 67% were previously pregnant with an average litter size of 2.3 kits.



Age and Sex Structure of the 2016 Marten Harvest



2016 Daily Female Marten Harvest (%)



- represents female marten in which harvest date was included on the carcass tag (342/448)
- red columns indicate weekends

Licenses Sold, Pelts Exported, and Estimated Value of Pelt Exports* for New Brunswick, 1976/77 – 2016/17

*Pelt value was determined from the combined, weighted averages of pelts sold by North American Fur Auctions and Fur Harvester's Auction and includes castoreum.

YEAR	LICENCES SOLD	TOTAL NO. OF PELTS EXPORTED	ESTIMATED VALUE* TO FUR HARVESTERS
76-77	2,638	42,069	\$700,318
77-78	3,647	55,813	\$1,121,799
78-79	2,877	60,503	\$1,860,530
79-80	3,440	78,142	\$2,271,336
80-81	4,365	77,073	\$1,551,312
81-82	4,054	58,882	\$1,077,850
82-83	3,813	59,846	\$802,178
83-84	3,399	57,643	\$959,905
84-85	3,253	48,718	\$1,281,632
85-86	3,256	45,047	\$1,443,365
86-87	2,870	50,404	\$1,688,665
87-88	3,139	48,365	\$1,370,178
88-89	1,561	45,047	\$668,940
89-90	1,335	24,277	\$300,360
90-91	914	21,846	\$195,313
91-92	751	31,091	\$342,282
92-93	860	32,467	\$303,745
93-94	873	36,698	\$589,693
94-95	1,797	51,016	\$806,549
95-96	1,253	46,485	\$886,452
96-97	1,370	57,449	\$1,013,032
97-98	1,300	65,635	\$907,357
98-99	1,154	51,275	\$548,569
99-2000	922	40,957	\$577,299
2000-2001	877	37,123	\$676,534
2001-2002	1,010	51,509	\$975,288
2002-2003	1,042	44,288	\$899,152
2003-2004	1,093	47,269	\$910,367
2004-2005	1,155	45,023	\$728,223
2005-2006	1,067	47,145	\$1,122,543
2006-2007	1,191	53,226	\$1,064,581
2007-2008	1,140	36,601	\$696,535
2008-2009	1,164	41,056	\$536,014
2009-2010	977	38,877	\$532,042
2010-2011	1,037	42,791	\$690,044
2011-2012	1,068	48,609	\$1,149,005
2012-2013	1,170	55,326	\$1,691,625
2013-2014	1,278	55,445	\$1,163,360
2014-2015	1,171	42,163	\$595,300
2015-2016	1,168	30,845	\$375,930
2016-2017	1,143	24,953	\$381,520

Number of furbearer pelts exported from New Brunswick, change from the 2015-2016 exports, and auction center destination for 2016-2017

(sorted by total pelts exported for 2016/17)

SPECIES	TOTAL PELT EXPORTS		PERCENT CHANGE FROM 2015-2016	NORTH AMERICAN FUR AUCTION 2016-2017	FUR HARVESTER'S AUCTION INC. 2016-2017	Other Exporters 2016-2017
	2015-2016*	2016-2017*				
MUSKRAT	15,836	13,218	-17%	6,244	6,663	311
BEAVER	6,286	5,108	-19%	2,561	2,278	269
COYOTE	2,111	1,652	-22%	873	553	226
MARTEN	1,399	1,176	-16%	713	437	26
RED FOX	1,025	967	-6%	583	303	81
WEASEL	1,101	651	-41%	368	269	14
RACCOON	1,075	609	-43%	281	318	10
MINK	780	508	-35%	241	255	12
FISHER	375	405	8%	265	130	10
OTTER	340	257	-24%	144	105	8
BOBCAT	164	219	34%	122	97	0
SQUIRREL	317	176	-44%	70	106	0
SKUNK	22	7	-68%	3	3	1
TOTAL PELTS	30,831	24,953	-19%	12,468	11,517	968

*The auction centers shown here account for most but not all of our fur exports

Approximate Value of Fur Exported from New Brunswick, 2015-2016 and 2016-2017

(sorted by average value per pelt for 2015/16)

Species (last year's rank by individual pelt \$ value)	No. exported		Value per pelt*		Total Value 2016-2017 (ranked by collective \$ value)
	2015-2016	2016-2017	2015-2016	2016-2017	
BOBCAT (1)	164	219	\$56.78	\$75.23	\$16,475.37 (8)
COYOTE (3)	2,111	1,652	\$45.67	\$56.02	\$92,545.04 (1)
FISHER (2)	375	405	\$52.50	\$55.07	\$22,303.35 (6)
MARTEN (4)	1,399	1,176	\$28.82	\$49.56	\$58,282.56 (3)
OTTER (5)	340	257	\$28.00	\$32.25	\$8,288.25 (7)
RED FOX (6)	1,025	967	\$17.76	\$24.15	\$23,353.05 (5)
BEAVER (7)	6,286	5,108	\$13.71	\$14.96	\$76,415.68 (2)
MINK (8)	780	508	\$9.95	\$12.22	\$6,207.76 (9)
SKUNK (9)	22	7	\$6.82	\$9.34	\$65.38 (13)
RACCOON (10)	1,075	609	\$3.93	\$7.06	\$4,299.54 (10)
MUSKRAT (11)	15,836	13,218	\$3.05	\$3.95	\$52,211.10 (4)
WEASEL (12)	1,101	651	\$2.58	\$3.00	\$1,953.00 (11)
SQUIRREL (13)	317	176	\$0.42	\$0.51	\$89.76 (12)
TOTAL	30,831	24,953	Total fur harvest value 2016-2017 →		\$362,489.84

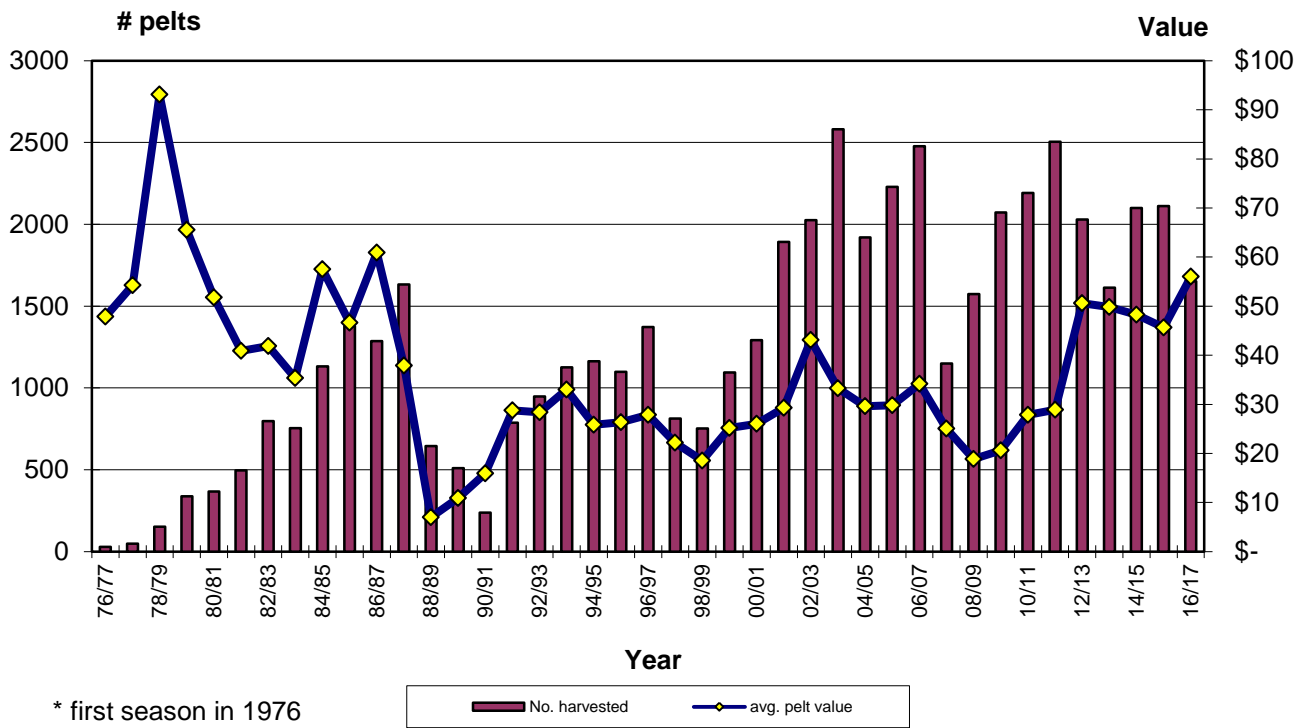
Castoreum sold for an average \$3.55 per ounce x 5357 ounces = \$19,031.98

Although black bears are not classified as furbearers, 24 black bear hides were exported from New Brunswick

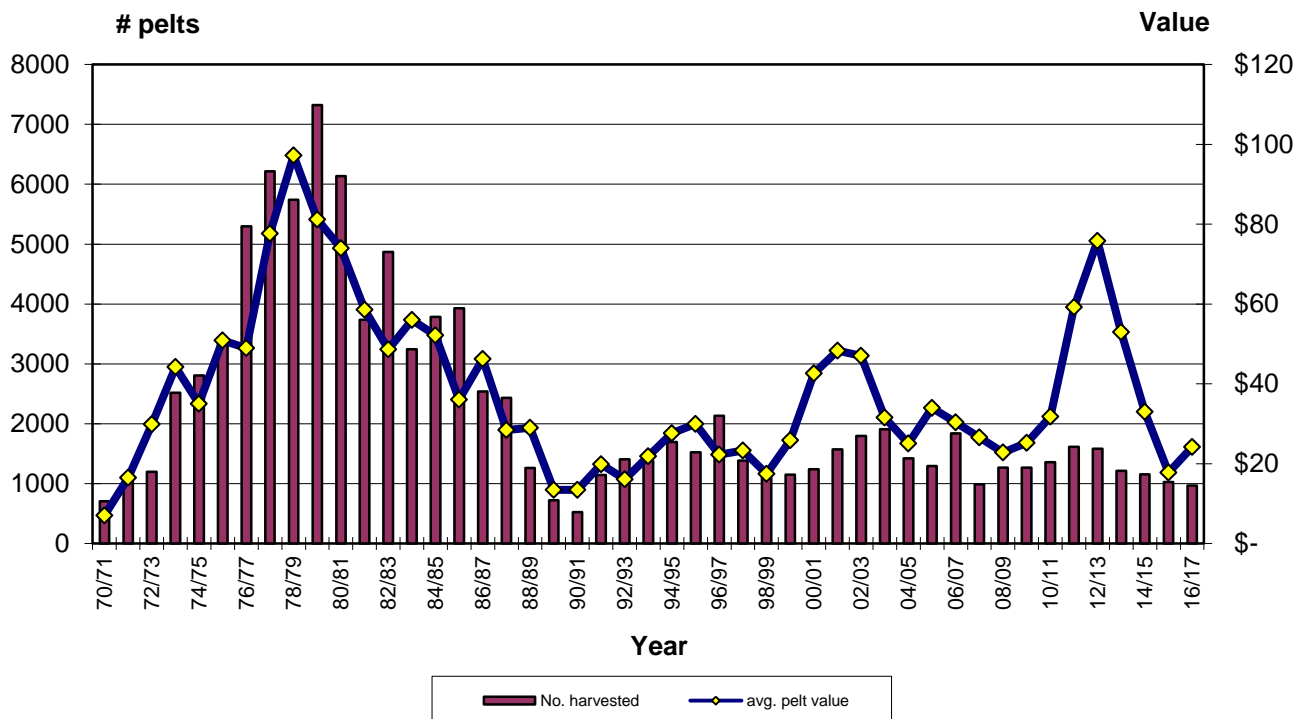
Sales of black bear hides at the auction houses averaged \$136.38 in 2016/2017

*Pelt value was determined from the combined, weighted average prices of North American Fur Auctions and Fur Harvester's Auction Inc.

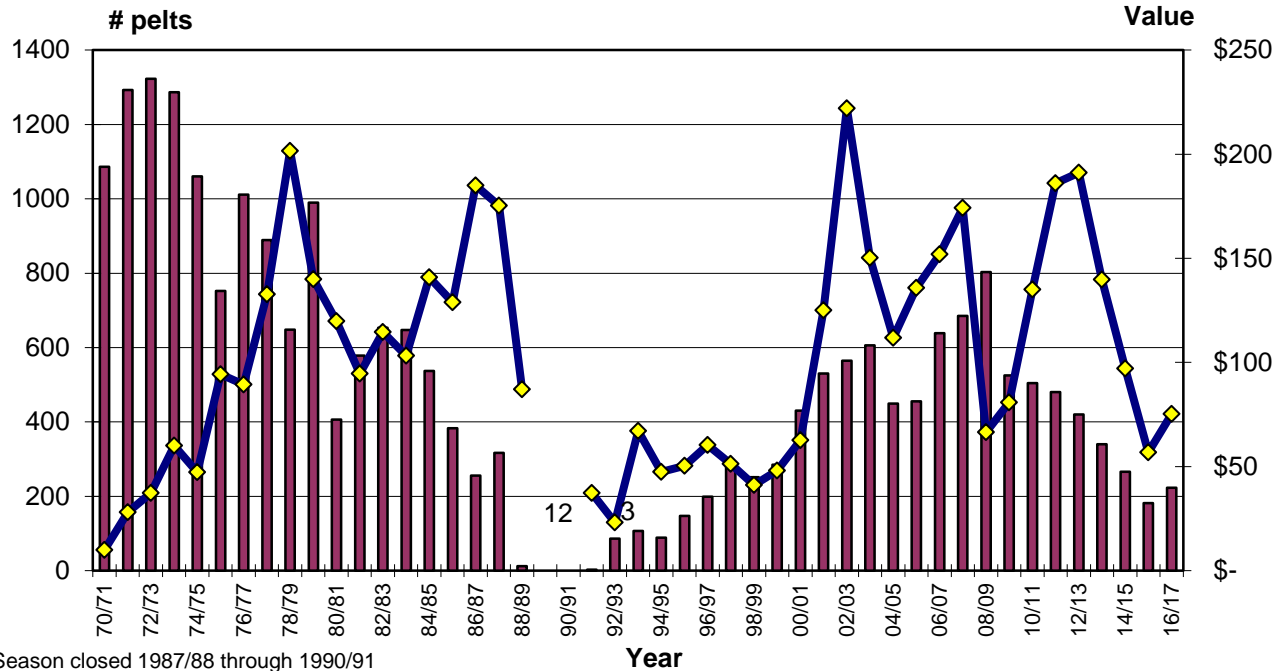
COYOTE PELT EXPORTS AND PELT VALUES NEW BRUNSWICK 1970/71 - 2016/17




RED FOX PELT EXPORTS AND PELT VALUES NEW BRUNSWICK 1970/71 - 2016/17




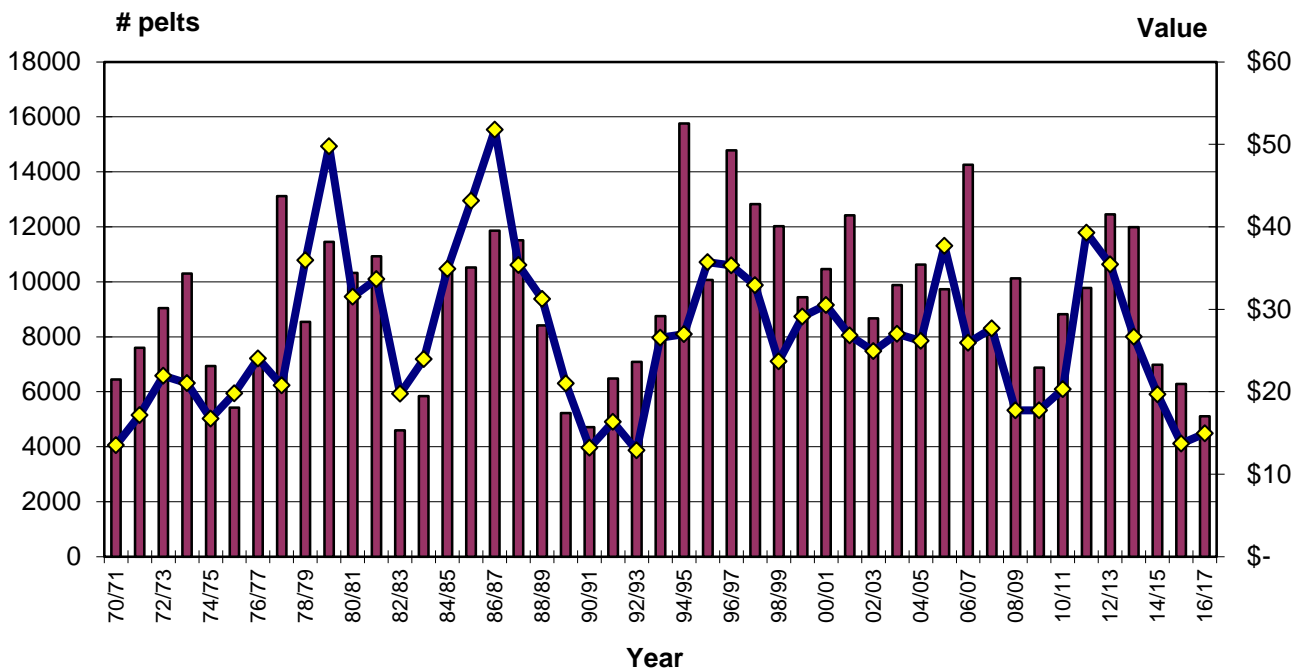
BOBCAT PELT EXPORTS AND PELT VALUES NEW BRUNSWICK 1970/71 - 2016/17



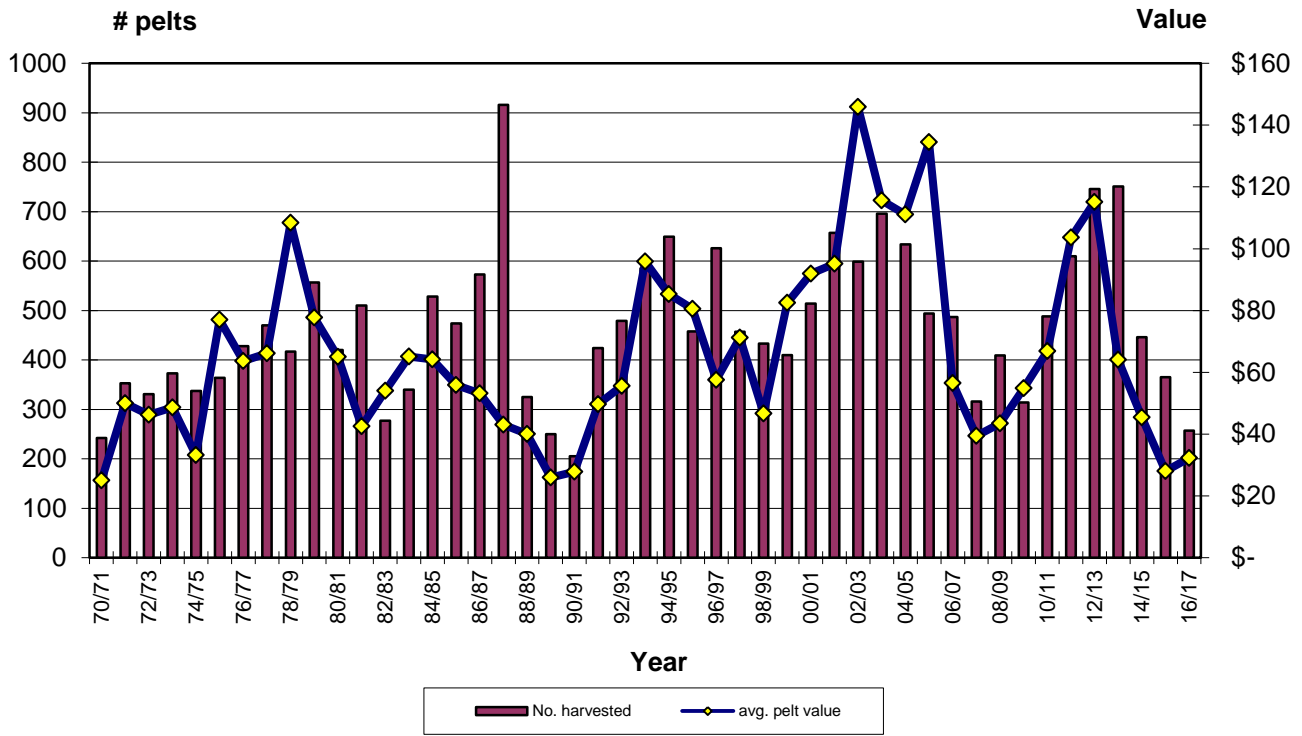
Season closed 1987/88 through 1990/91
1987/88 closed season but incidental catch could be sold



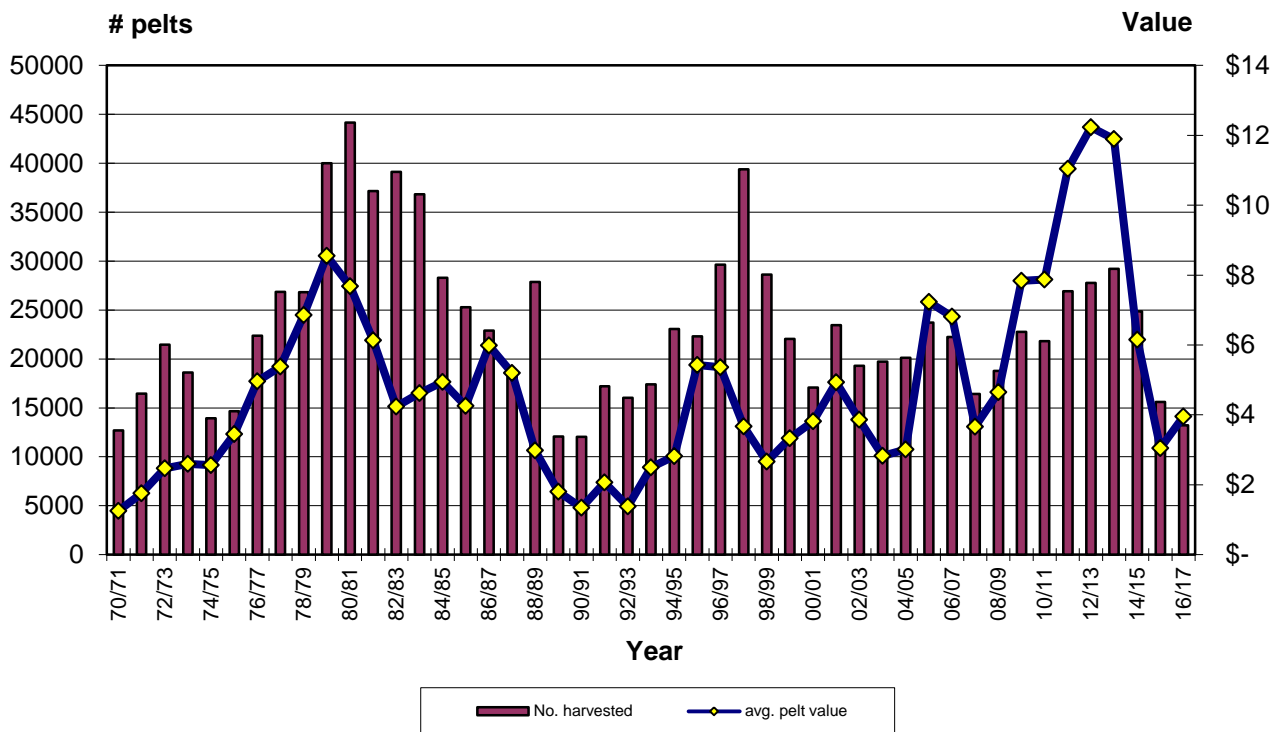
BEAVER PELT EXPORTS AND PELT VALUES NEW BRUNSWICK 1970/71 - 2016/17



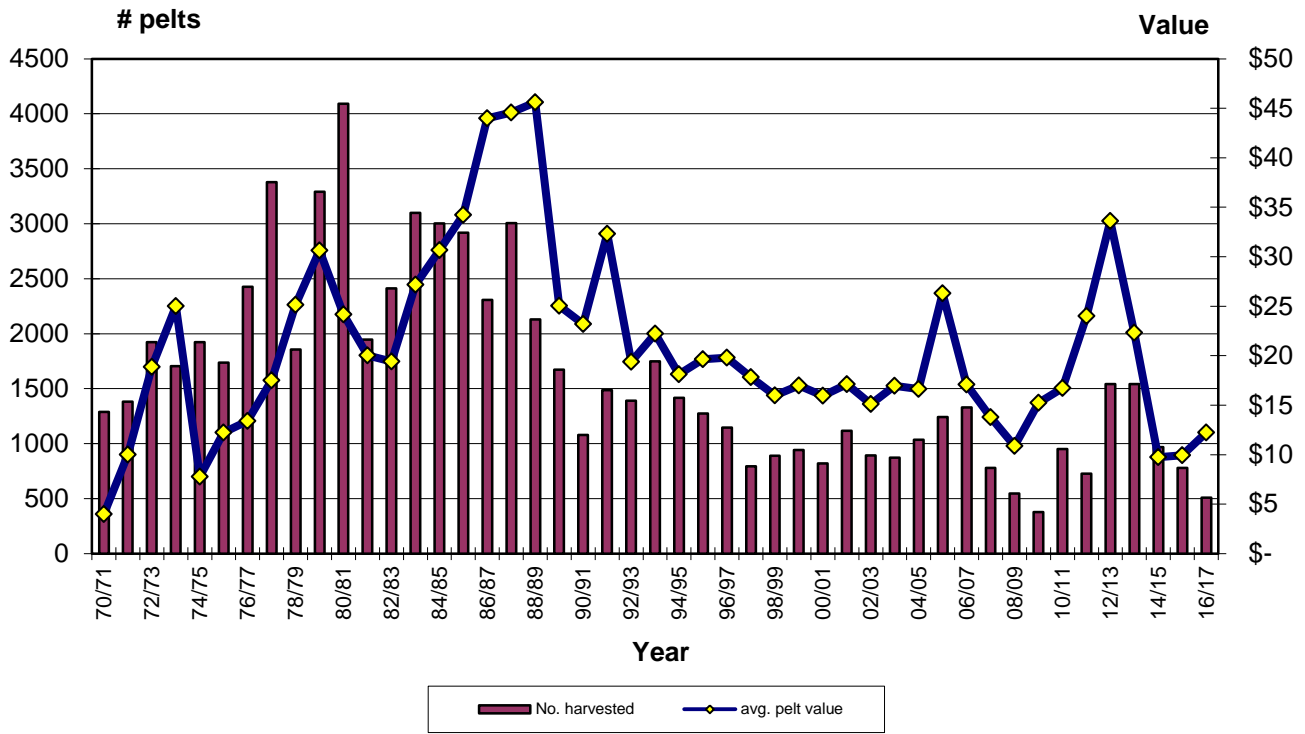
OTTER PELT EXPORTS AND PELT VALUES NEW BRUNSWICK 1970/71 - 2016/17



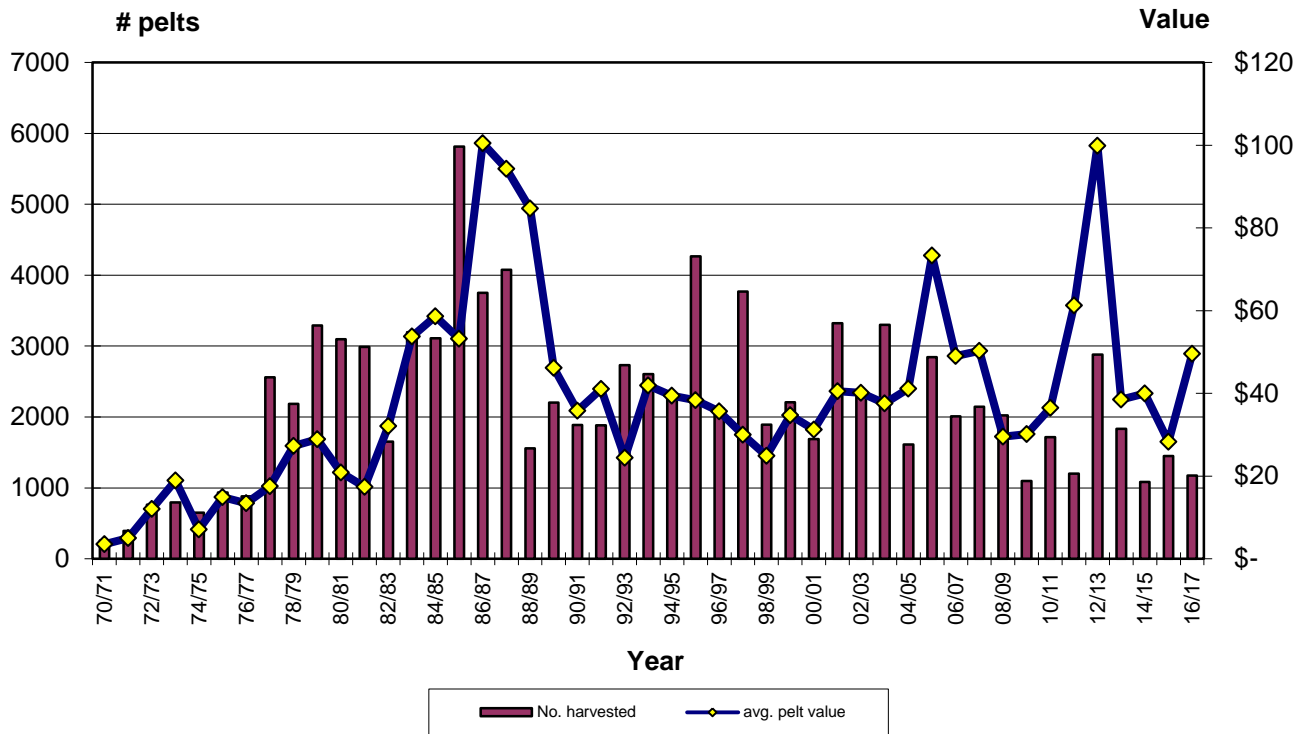
MUSKRAT PELT EXPORTS AND PELT VALUES NEW BRUNSWICK 1970/71 - 2016/17



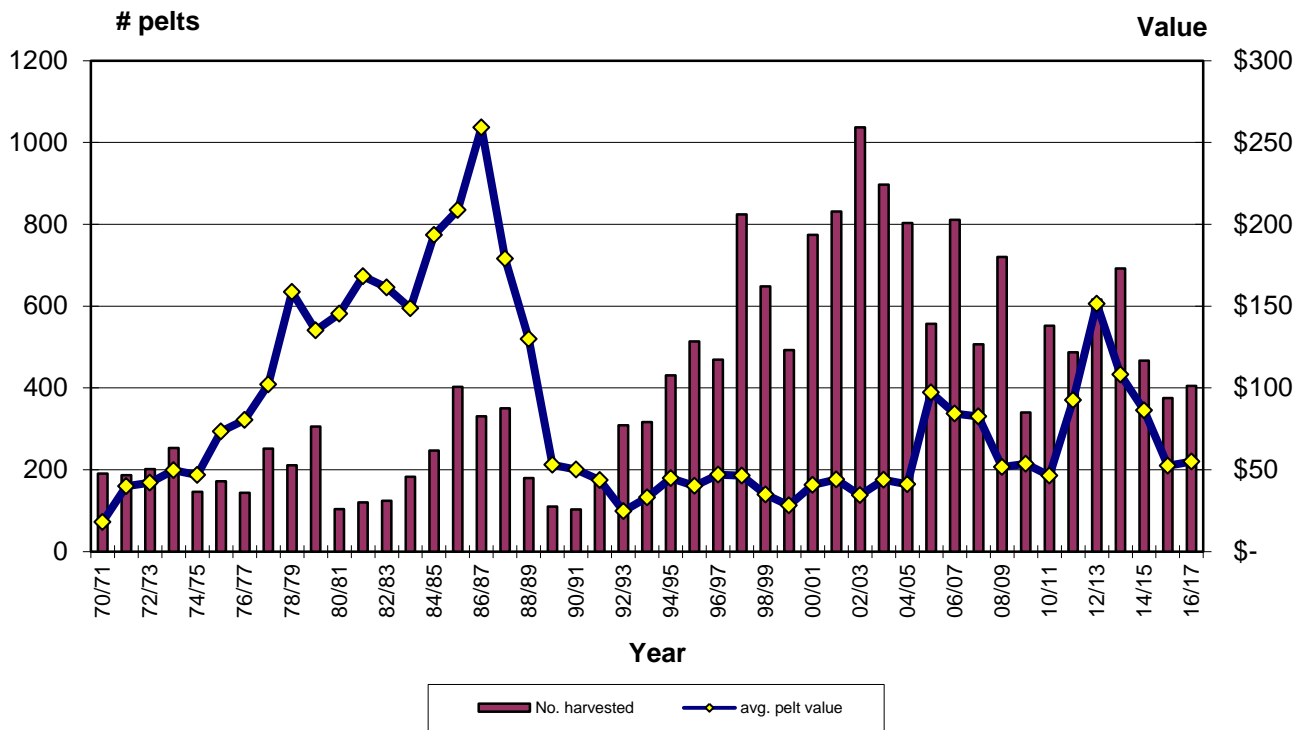
MINK PELT EXPORTS AND PELT VALUES NEW BRUNSWICK 1970/71 - 2016/17



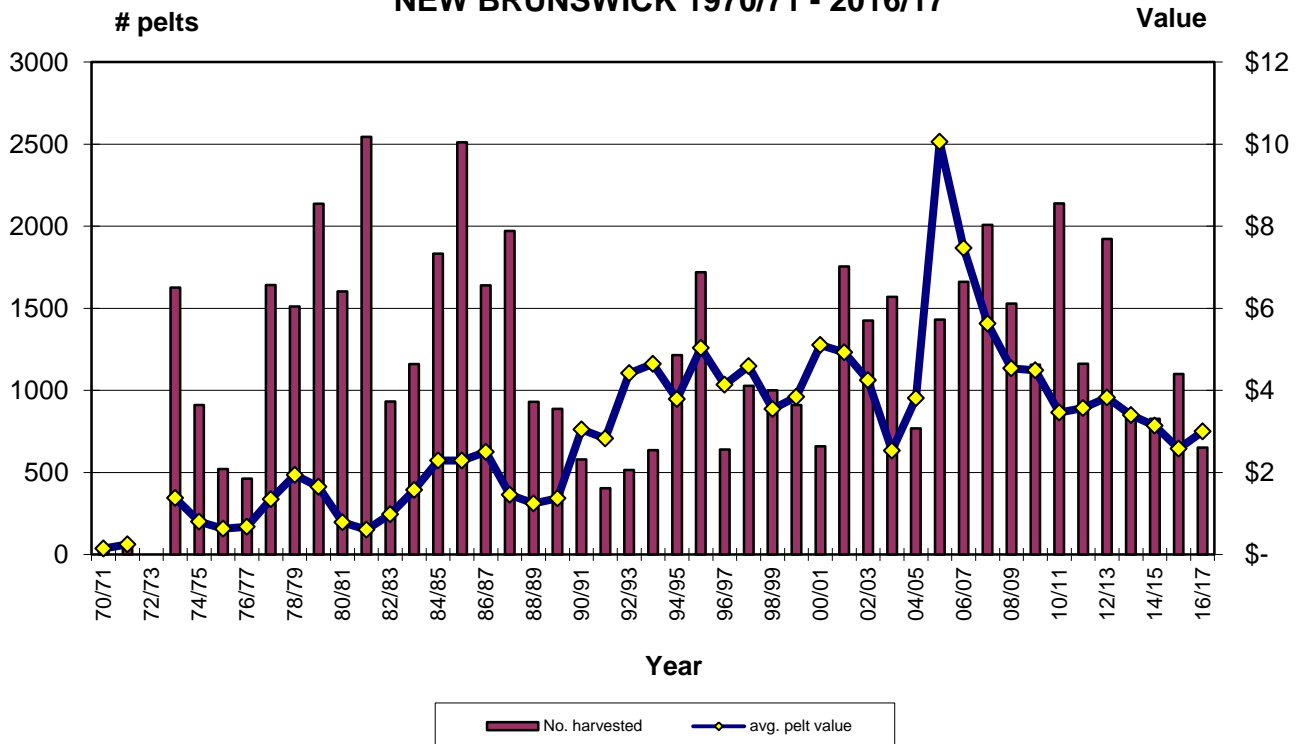
MARTEN PELT EXPORTS AND PELT VALUES NEW BRUNSWICK 1970/71 - 2016/17



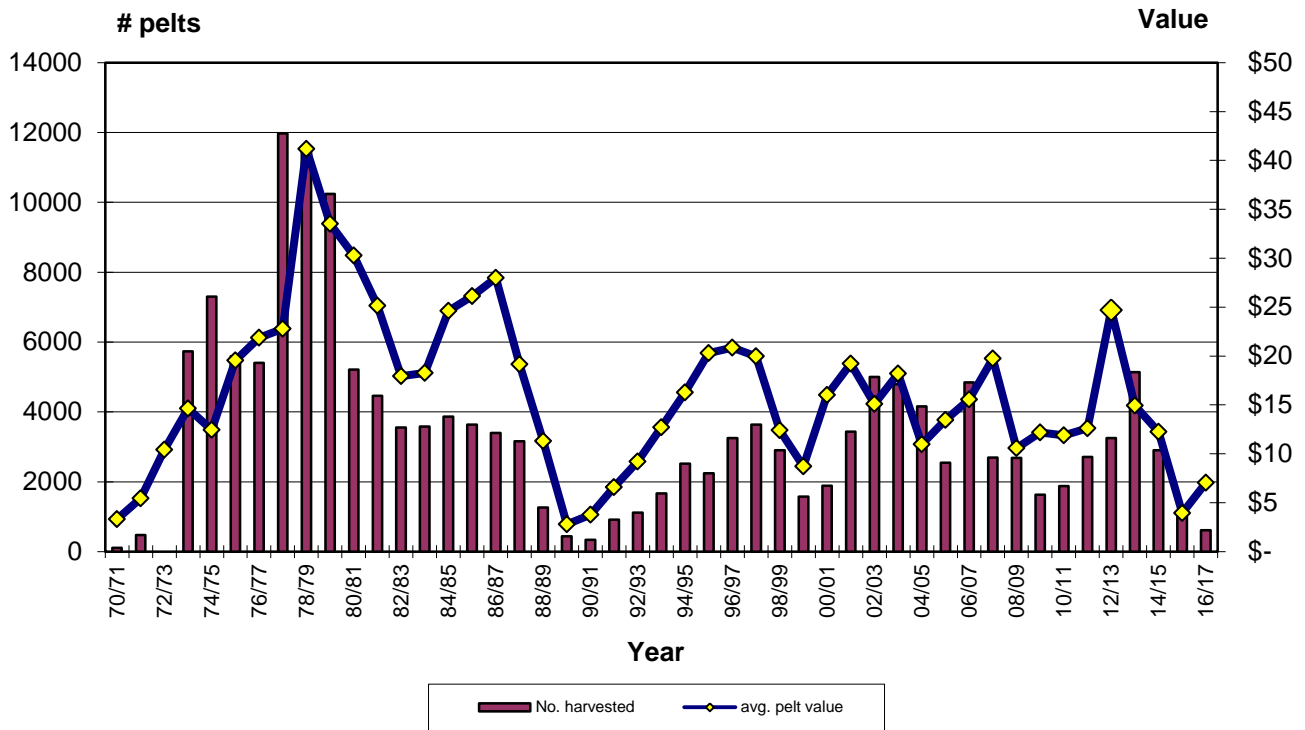
FISHER PELT EXPORTS AND PELT VALUES NEW BRUNSWICK 1970/71 - 2016/17



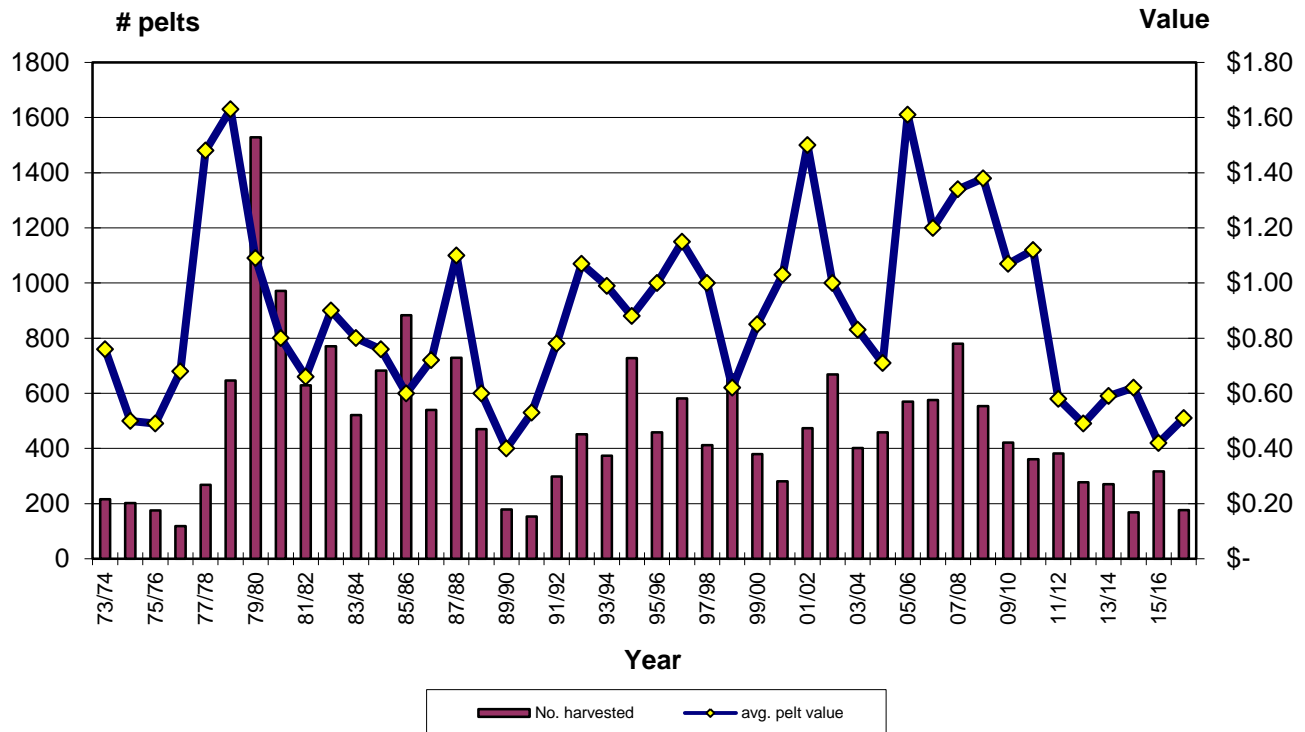
WEASEL PELT EXPORTS AND PELT VALUES NEW BRUNSWICK 1970/71 - 2016/17



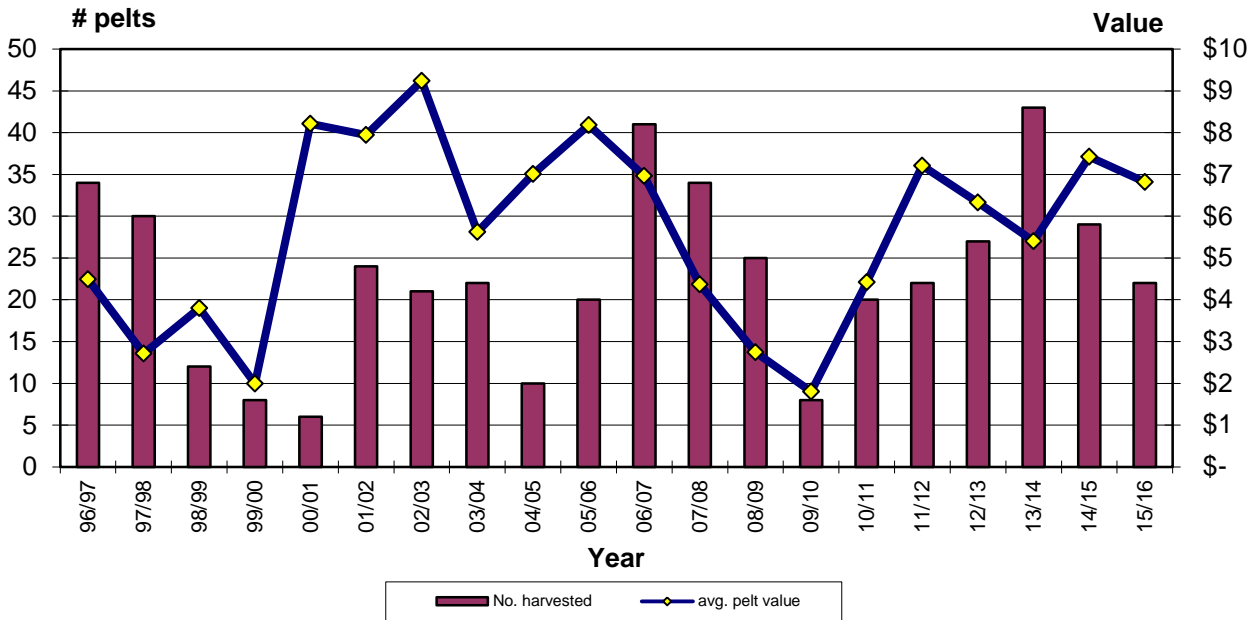
RACCOON PELT EXPORTS AND PELT VALUES NEW BRUNSWICK 1970/71 - 2016/17



SQUIRREL PELT EXPORTS AND PELT VALUES NEW BRUNSWICK 1970/71 - 2016/17



SKUNK PELT EXPORTS AND PELT VALUES NEW BRUNSWICK 1996/97 - 2016/17



Bobcat, Otter, and Marten Harvest by Wildlife Management Zone - 2015/16 and 2016/17

WMZ	OTTER		MARTEN		BOBCAT	
	2015/2016	2016/2017	2015/2016	2016/2017	2015/2016	2016/2017
1	2	0	8	6	0	0
2	9	5	71	52	0	0
3	10	7	156	85	0	0
4	12	11	190	139	0	0
5	20	14	159	180	0	0
6	15	7	83	74	0	0
7	13	18	131	92	0	0
8	18	21	187	139	1	0
9	4	3	17	29	0	0
10	14	7	18	22	7	1
11	12	6	28	31	4	5
12	11	4	39	97	1	5
13	9	4	67	60	5	16
14	12	12	5	5	3	9
15	13	10	23	39	5	19
16	28	7	90	65	10	15
17	9	5	42	20	11	5
18	1	23	0	0	8	20
19	4	17	0	0	9	6
20	46	22	70	51	25	31
21	28	10	0	0	10	6
22	13	11	0	0	23	18
23	9	9	1	0	18	25
24	10	1	0	0	16	11
25	6	6	0	0	18	14
27	4	0	0	0	0	0
Unk	33	23	64	86	13	19
Total	365	263	1449	1272	187	225

2017-2018 FUR HARVESTING SEASONS

Zones	Species	Season	Open	Close
1 to 27	Rabbit ¹	Hunting, Snaring	Oct. 1	Feb. 28
	Squirrel	Hunting	Oct. 1	Feb. 28
		Trapping	Oct. 28	Feb. 28
	Raccoon	Hunting with hounds	Aug. 7	Dec. 31
		Hunting, Trapping (Restraint only) ²	Oct. 1	Dec. 31
		Trapping	Oct. 28	Dec. 31
		Weasel	Trapping	Oct. 28
Skunk	Hunting	Oct. 1	Dec. 31	
Spring Muskrat	Trapping	Mar. 24	May 15	
1 to 26	Coyote, Fox	Hunting, Trapping	Oct. 1	Feb. 28
		Snaring	Nov. 18	Feb. 28
1 to 25 ³	Bobcat ⁴	Trapping, Snaring, Hunting	Nov. 18	Feb. 28
1 to 13, 15 to 17, 20	Marten, Fisher, Skunk	Trapping	Nov. 25	Dec. 9
14, 18, 19, 21 to 27	Fisher, Skunk	Trapping	Nov. 25	Dec. 16
1 to 12	Otter	Trapping, Snaring	Oct. 21	Jan. 31
	Beaver	Trapping	Oct. 21	Jan. 31
	Beaver	Snaring	Oct. 21	Feb. 28
	Muskrat (fall), Mink	Trapping	Oct. 21	Feb. 28
13 to 27	Otter	Trapping, Snaring	Nov. 4	Jan. 31
	Beaver	Trapping	Nov. 4	Jan. 31
	Beaver	Snaring	Nov. 4	Feb. 28
	Muskrat (fall), Mink	Trapping	Nov. 4	Feb. 28

1 When hunting snowshoe hare (rabbit) under a Fur Harvester's License, the bag limit is 10 daily, 20 in possession (there is no limit when trapping or snaring)

2 It is illegal to use killing traps for raccoons prior to October 28th

3 No quota issued for bobcat harvest in Zones 1-6, 9, 26 and 27

4 It is illegal to use killing traps (i.e. body-gripping traps) for bobcat after December 31st

TENTATIVE 2018-2019 FUR HARVESTING SEASONS

Zones	Species	Season	Open	Close
1 to 27	Rabbit ¹	Hunting, Snaring	Oct. 1	Feb. 28
	Squirrel	Hunting	Oct. 1	Feb. 28
		Trapping	Oct. 27	Feb. 28
	Raccoon	Hunting with hounds	Aug. 6	Dec. 31
		Hunting, Trapping (Restraint only) ²	Oct. 1	Dec. 31
		Trapping	Oct. 27	Dec. 31
	Weasel	Trapping	Oct. 27	Feb. 28
Skunk	Hunting	Oct. 1	Dec. 31	
Spring Muskrat	Trapping	Mar. 23	May 15	
1 to 26	Coyote, Fox	Hunting, Trapping	Oct. 1	Feb. 28
		Snaring	Nov. 17	Feb. 28
1 to 25 ³	Bobcat ⁴	Trapping, Snaring, Hunting	Nov. 17	Feb. 28
1 to 13, 15 to 17, 20	Marten, Fisher, Skunk	Trapping	Nov. 24	Dec. 8
14, 18, 19, 21 to 27	Fisher, Skunk	Trapping	Nov. 24	Dec. 15
1 to 12	Otter	Trapping, Snaring	Oct. 20	Jan. 31
	Beaver	Trapping	Oct. 20	Jan. 31
	Beaver	Snaring	Oct. 20	Feb. 28
	Muskrat (fall), Mink	Trapping	Oct. 20	Feb. 28
13 to 27	Otter	Trapping, Snaring	Nov. 3	Jan. 31
	Beaver	Trapping	Nov. 3	Jan. 31
	Beaver	Snaring	Nov. 3	Feb. 28
	Muskrat (fall), Mink	Trapping	Nov. 3	Feb. 28

1 When hunting snowshoe hare (rabbit) under a Fur Harvester's License, the bag limit is 10 daily, 20 in possession (there is no limit when trapping or snaring)

2 It is illegal to use killing traps for raccoons prior to October 27th

3 No quota issued for bobcat harvest in Zones 1-6, 9, 26 and 27

4 It is illegal to use killing traps (i.e. body-gripping traps) for bobcat after December 31st