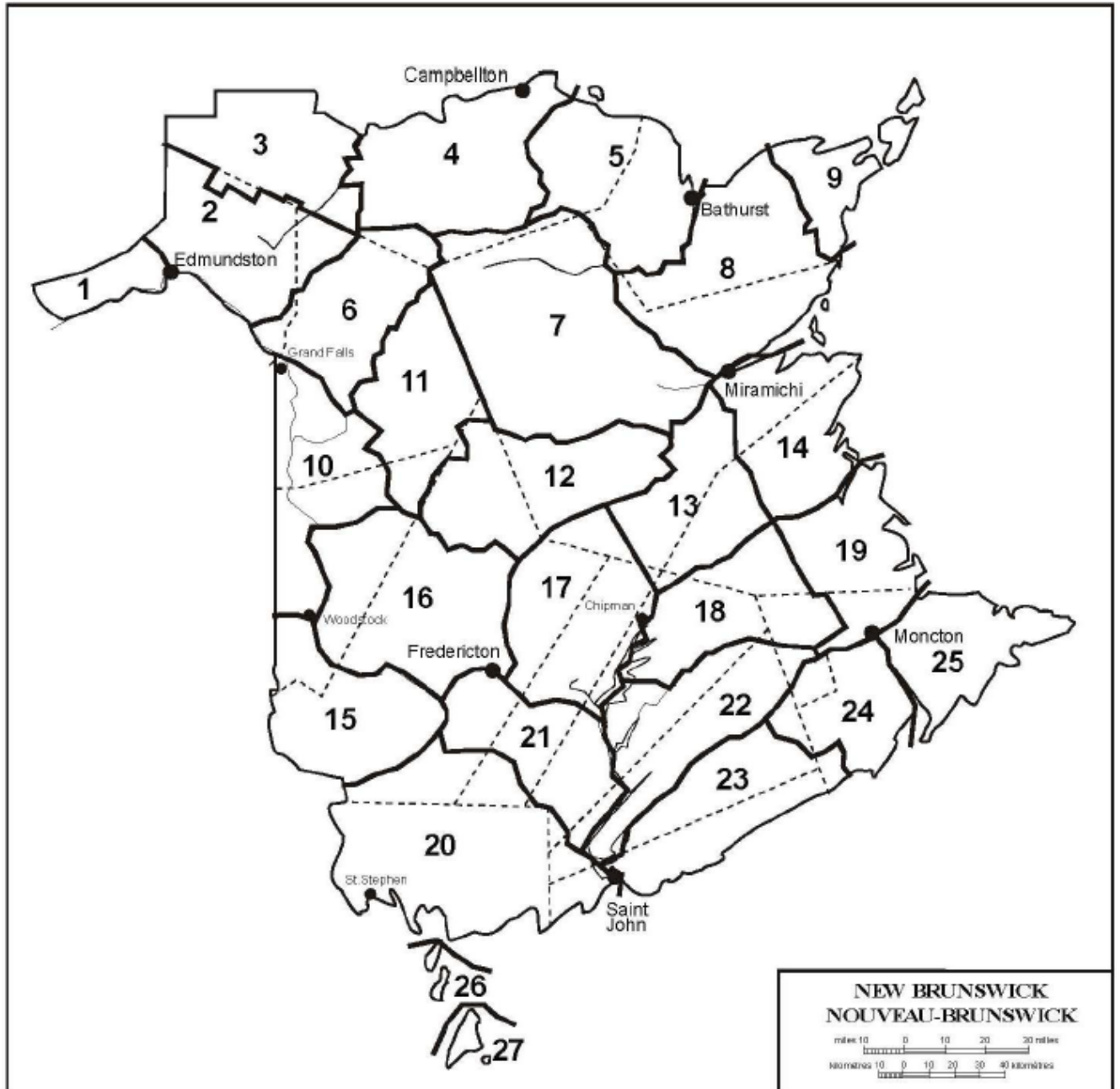


NEW BRUNSWICK FURBEARER HARVEST REPORT 2015-2016



Wildlife Management Zones Zones d'Aménagement de la Faune



© Cover Photo by Arielle DeMerchant

© Photo de couverture: Arielle DeMerchant

2015-2016 New Brunswick Furbearer Harvest Summary

In 2015-2016, there was a slight decrease **(-3)** in the number of fur harvester's license sold compared to last season, for a total of **1,168 licenses (1,107 fur harvester licenses and 61 minor fur harvester's)**. In 2016, **236** individuals successfully completed the Trapper Education course, which is a 12% increase from the 211 who completed the course in 2015.

The total number of pelts exported from New Brunswick (NB) decreased by 26% from the previous season, from 42,163 pelts for the 2014/2015 to 30,844 pelts for the 2015/16 season. The total estimated value of pelts exported from NB decreased by 43% from \$601,000 in the 2014/2015 season to \$342,300 for the 2015/2016 season. The decrease in total value was due to a decrease in the number of pelts exported combined with a decrease in the overall average pelt value for most species.

Furbearers of Special Management Concern

The Department of Natural Resources has required trappers to submit the carcasses of bobcat, marten, and otter for the past several years in order to receive a wildlife storage permit and a carcass receipt which allows the trapper to export the pelt. Data collected from these carcasses include sex, weight, reproductive success and age and is used in the management of the species to ensure the populations within NB are not over harvested. The Department appreciates the effort involved in submitting the carcasses and reminds trappers to ensure they indicate on the carcass tag in which Wildlife Management Zone (WMZ) the animal was harvested.

For information on the age of the animals you submitted to the Department please call Jonathan Cormier, Furbearer Management Biologist at 506-457-6938.

New for the 2016/2017 Fur Harvesting Season

- Fur Harvesters are now required to use traps certified for trapping otter and weasel in New Brunswick.
- All minor fur harvesters 10-11 years of age must be accompanied by an adult who is the holder of a valid fur harvester's license.
- All minor fur harvesters 12-15 year of age must complete a Trapper Education course; and a Firearm Safety/Hunter Education course or a Bow Hunter Education course prior to purchasing a license.

New for the 2017/2018 Fur Harvesting Season

Starting for the 2017/2018 fur harvesting season, fur harvesters will be **required to submit fisher carcasses** to a local Department of Energy and Resource Development (ERD) District office. This is in addition to the current requirement to submit bobcat, otter and marten carcasses. This will allow the Department to collect valuable biological data on fisher harvested in the Province. Fisher carcasses must be submitted to a District office no later than 5 days after the close of the fisher trapping season. Fur harvesters will be issued a carcass receipt upon submission of the carcasses. Fur harvesters will be required to present the carcass receipts to licensed fur traders when delivering their pelts to pick-up locations or when applying for an export permit to export the pelts at a local ERD District office.

Agreement on International Humane Trapping Standards Update

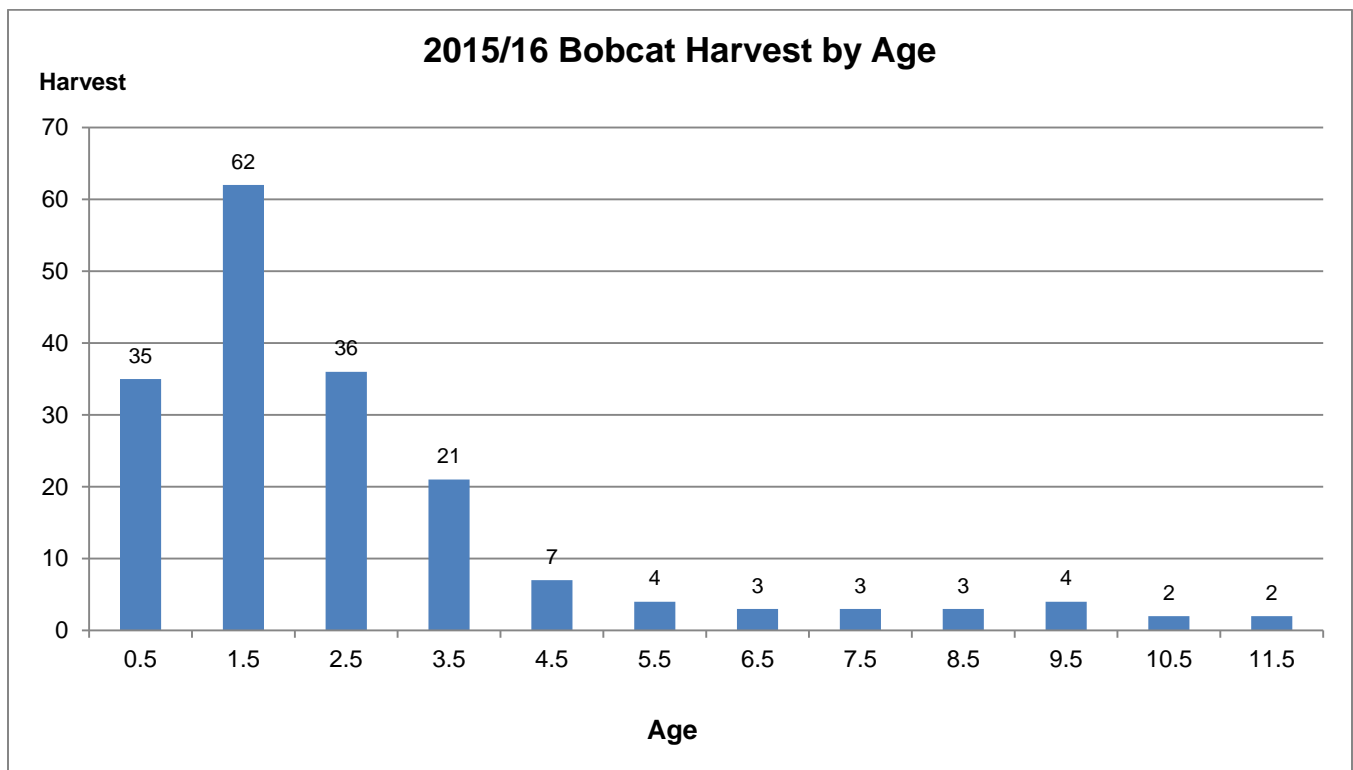
In 1997, Canada and the European Union (EU) committed to the Agreement on International Humane Trapping Standards (AIHTS) to use only certified traps to harvest certain furbearing animals. To comply with the AIHTS, the Fur Harvesting Regulations in New Brunswick have been changing periodically since the 2007 fur harvesting season so that only certified traps are now allowed for the harvesting of beaver, fisher, marten, raccoon, and muskrat. In keeping with AIHTS, starting for the 2015/16 season only traps certified for weasel can be used to harvest weasel; for the 2016/17 season only traps certified for otter will be allowed for use to harvest otter, and for the 2018/19 season only traps certified for bobcat will be allowed for use to harvest bobcat. For a list of certified trap models for each furbearer species included under the Agreement on International Humane Trapping Standards and legal for use in New Brunswick, please refer to the certified trap list in the 2015 New Brunswick Hunt & Trap Summary -

<http://www2.gnb.ca/content/dam/gnb/Departments/nr-rn/pdf/en/Wildlife/HuntTrap.pdf>.

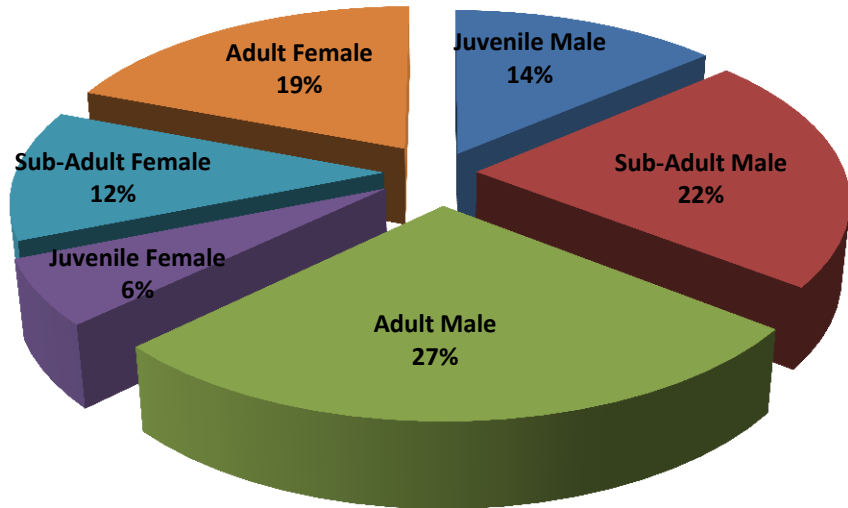
Bobcat

During the 15 week bobcat harvest season, there were 182 bobcats harvested (68 females and 114 males) with a success rate of 16%. This year's harvest is a decrease of 32% (-84 bobcats) compared to last year's harvest; is a 79% decrease from the 865 bobcats harvested in the 2008/2009 season, and is the lowest harvest since the 1995/96 season (147 bobcats). The number of applicants applying for the bobcat harvest tag draw decreased by 9% from 565 applicants in 2014 to 516 applicants in 2015. 1137 bobcat harvest tags were issued for the 2015/2016 season which was a 10% decrease from the previous season (1270). In the 2015/2016 harvest, adult female bobcats weighed an average of 16 lbs., while adult males weighed an average of 24 lbs. Harvested male and female bobcats both averaged 2.5 years of age. The heaviest bobcat harvested was a 36 lb, 9.5 year-old male from WMZ 16. The oldest bobcats harvested were an 11.5 year-old male and female from WMZs 17 and 23 respectively. 16% of female bobcats and 19% of male bobcats were juveniles (less than 1 year old). Placental scaring indicated approximately 63% of females 1.5 years old and older were pregnant the previous spring with an average litter size of 2.57 kittens per pregnant female.

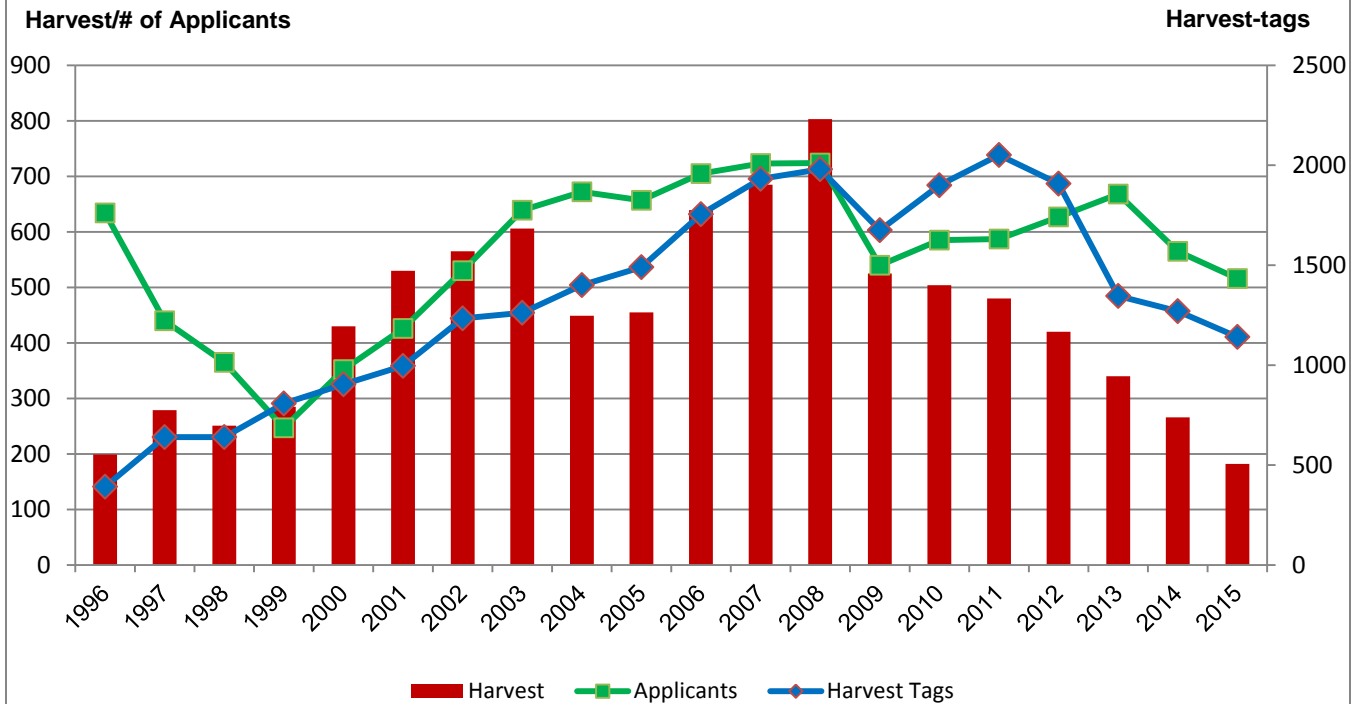
Bobcat	Weight - lbs			
	Males		Females	
	Avg	Range	Avg	Range
Juvenile	10.7	5 - 16	9.1	5 - 13
Sub-adult	22.9	17 - 30	16.6	11 - 21
Adult	25.9	16 - 36	16.8	9 - 25



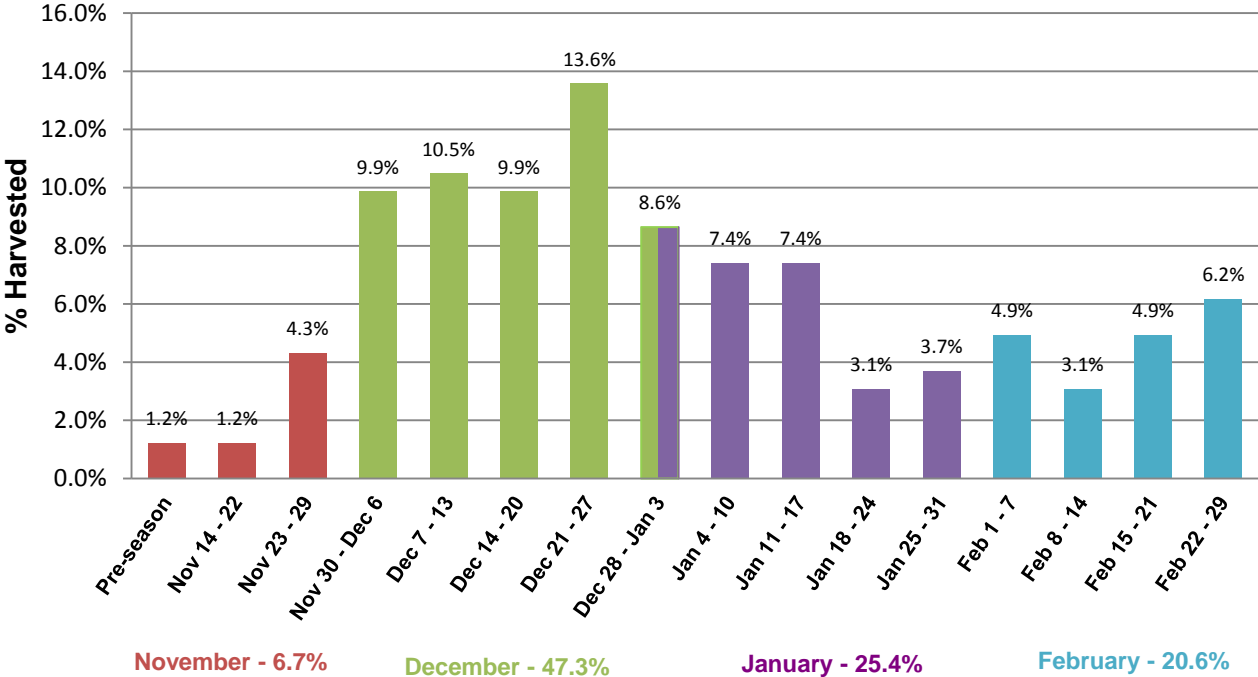
Age and Sex Struture of 2015/16 Bobcat Harvest



Bobcat Harvest, # of applicants to the bobcat harvest-tag draw and the # of bobcat harvest-tags issued from 1996 to 2015



Weekly Bobcat Harvest (%) for the 2015/16 Season

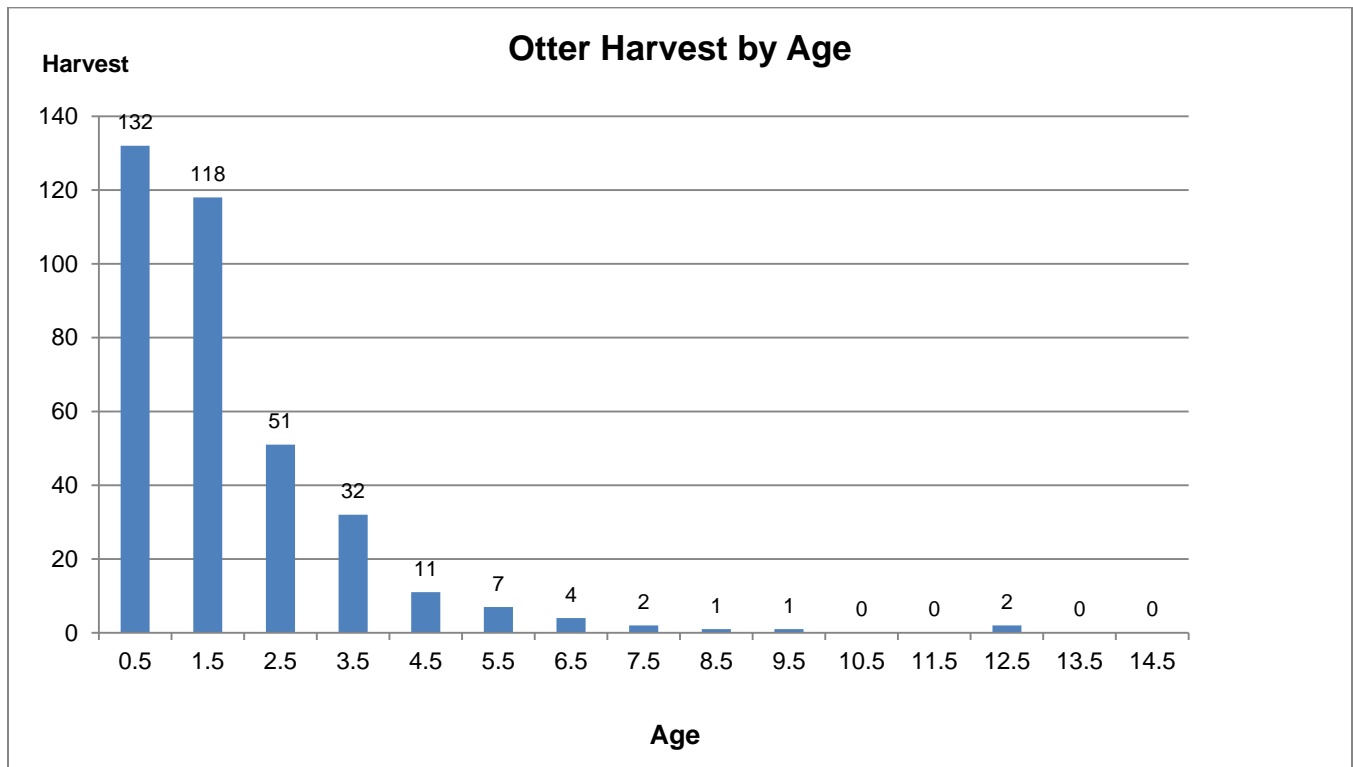


represents bobcat in which harvest date was included on the carcass tag (165/182)

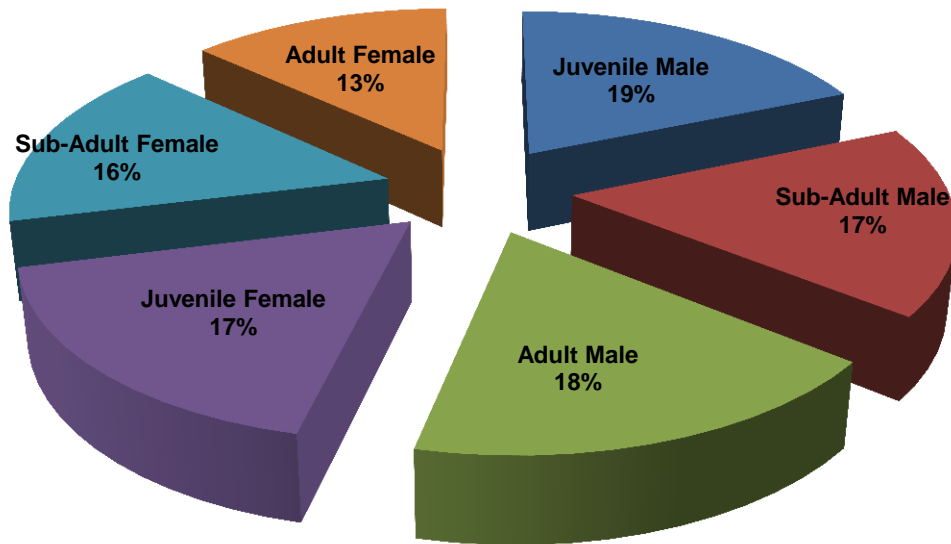
Otter

During the 15 week otter harvest season, there were 363 otter harvested (194 male, 168 female, 1 unknown sex), which is a 19% decrease (-83 otter) compared to the 2014/2015 fur harvesting season. Adult female otter weighed an average of 13 lbs. while adult males weighed an average of 15 lbs. The heaviest male otters harvested weighed 20lbs and came from WMZs 15 and 17. The heaviest female otters weighed 16 lbs. In both cases, the heaviest male and female otters were either 1.5 or 2.5 years old. The oldest male otters were 12.5 years old from WMZs 21 and 25 and were and weighed 18 and 19 lbs respectively. The oldest females harvested were 5.5 years old from various WMZs and weighed between 11 and 15 lbs. Approximately 36% of the otter harvested were juveniles and 33% of adult females were pregnant with an average litter size of 2.1 pups.

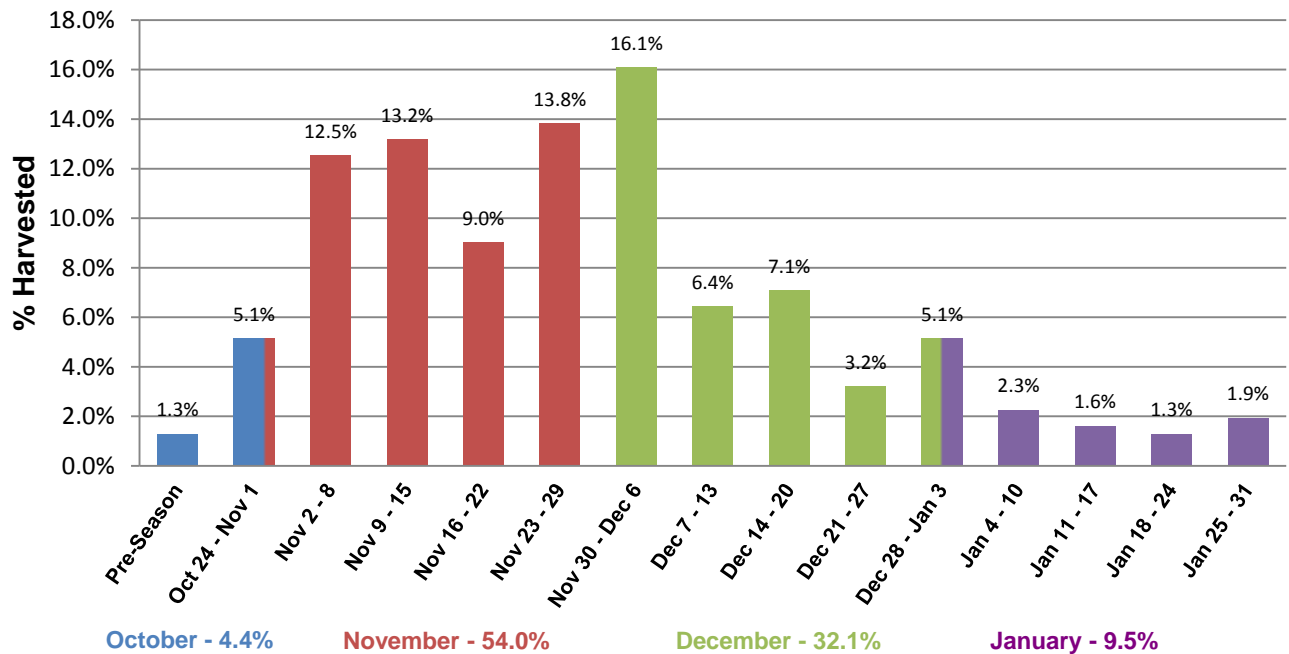
Otter	Weight - lbs			
	Males		Females	
	Avg	Range	Avg	Range
Juvenile	10.5	6 - 15	9.8	6 - 15
Sub-adult	14.5	10 - 20	12.6	9 - 16
Adult	15.1	10 - 20	12.8	10 - 16



Age and Sex Structure of 2015/16 Otter Harvest



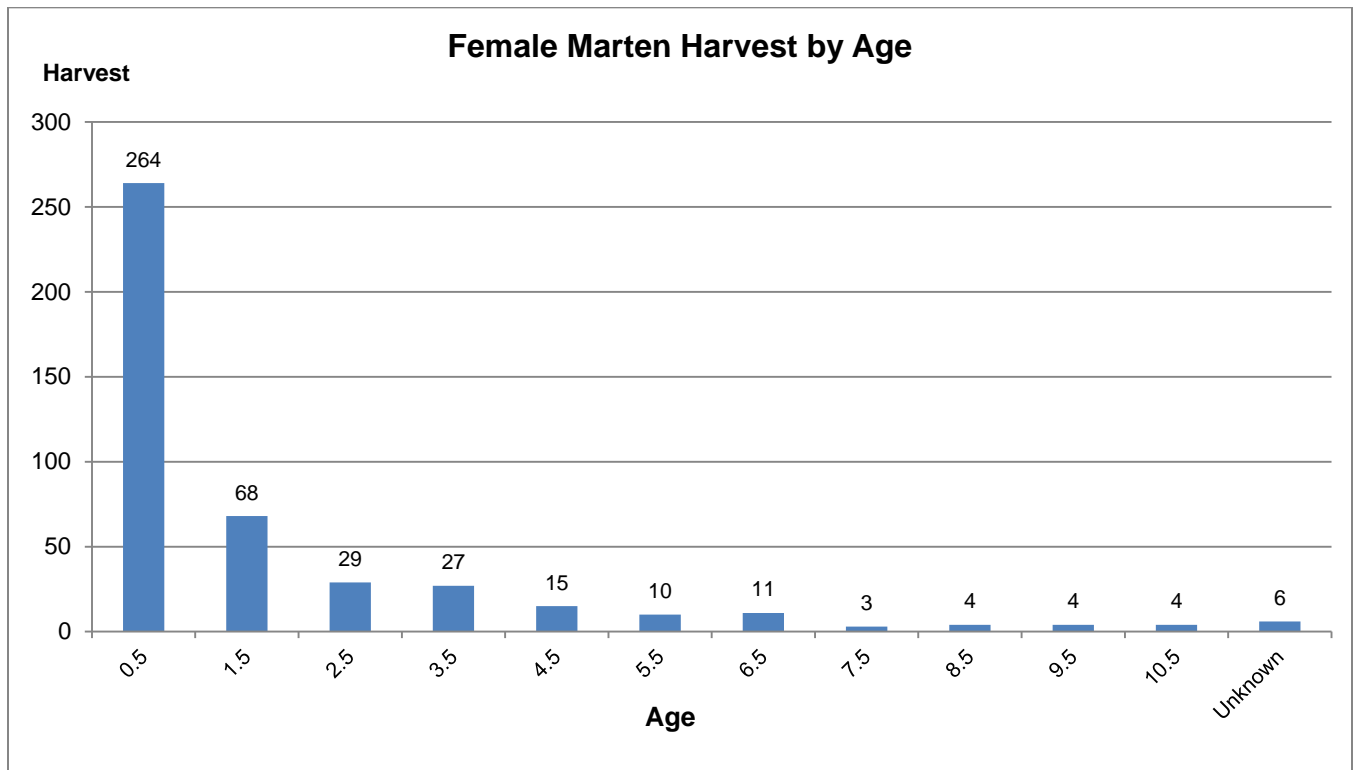
Weekly Otter Harvest (%) for the 2015/16 Season



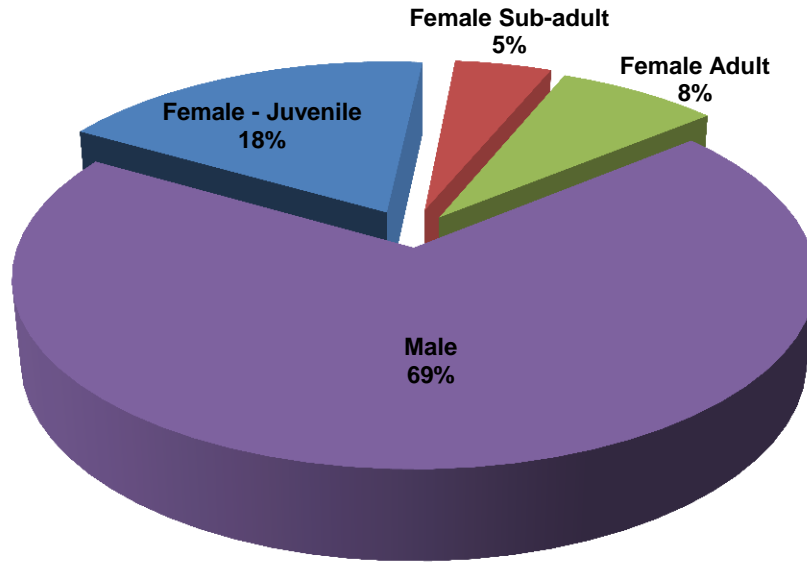
represents otter in which harvest date was included on the carcass tag (315/361)

Marten

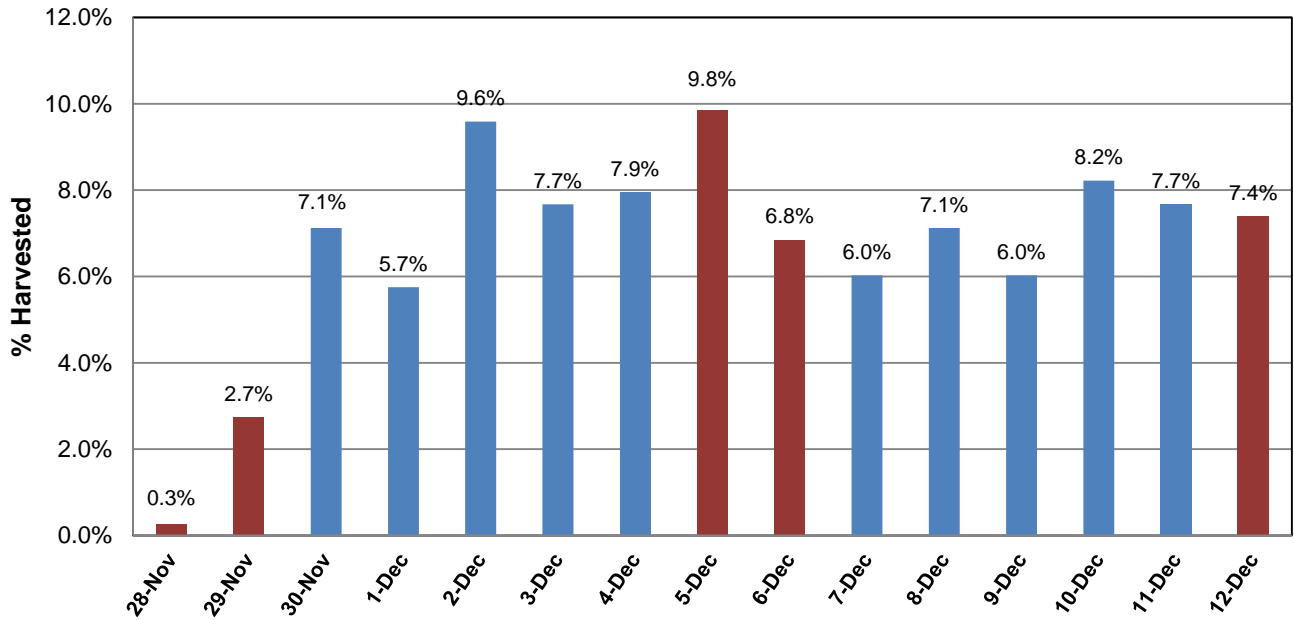
The two week harvest season for marten saw a 34% increase (+368 marten) in harvest compared to the 2014/2015 season, with 1,449 individuals harvested (1,004 males and 445 females). Approximately 60% of the female marten were juveniles, while the oldest female marten harvested was 10.5 years old from WMZs 4, 5 and 8. Of the 181 adult females harvested, 56% were previously pregnant with an average litter size of 1.4 kits.



Age and Sex Structure of the 2015 Marten Harvest



2015 Daily Female Marten Harvest (%)



- represents female marten in which harvest date was included on the carcass tag (365/445)
 - red columns indicate weekends

Licenses Sold, Pelts Exported, and Total Harvest Value* for New Brunswick, 1976/77 – 2015/16

YEAR	LICENCES SOLD	TOTAL NO. OF PELTS EXPORTED	TOTAL VALUE* TO FURHARVESTERS
76-77	2,638	42,069	\$700,318
77-78	3,647	55,813	\$1,121,799
78-79	2,877	60,503	\$1,860,530
79-80	3,440	78,142	\$2,271,336
80-81	4,365	77,073	\$1,551,312
81-82	4,054	58,882	\$1,077,850
82-83	3,813	59,846	\$802,178
83-84	3,399	57,643	\$959,905
84-85	3,253	48,718	\$1,281,632
85-86	3,256	45,047	\$1,443,365
86-87	2,870	50,404	\$1,688,665
87-88	3,139	48,365	\$1,370,178
88-89	1,561	45,047	\$668,940
89-90	1,335	24,277	\$300,360
90-91	914	21,846	\$195,313
91-92	751	31,091	\$342,282
92-93	860	32,467	\$303,745
93-94	873	36,698	\$589,693
94-95	1,797	51,016	\$806,549
95-96	1,253	46,485	\$886,452
96-97	1,370	57,449	\$1,013,032
97-98	1,300	65,635	\$907,357
98-99	1,154	51,275	\$548,569
99-2000	922	40,957	\$577,299
2000-2001	877	37,123	\$676,534
2001-2002	1,010	51,509	\$975,288
2002-2003	1,042	44,288	\$899,152
2003-2004	1,093	47,269	\$910,367
2004-2005	1,155	45,023	\$728,223
2005-2006	1,067	47,145	\$1,122,543
2006-2007	1,191	53,226	\$1,064,581
2007-2008	1,140	36,601	\$696,535
2008-2009	1,164	41,056	\$536,014
2009-2010	977	38,877	\$532,042
2010-2011	1,037	42,791	\$690,044
2011-2012	1,068	48,609	\$1,149,005
2012-2013	1,170	55,326	\$1,691,625
2013-2014	1,278	55,445	\$1,163,360
2014-2015	1,171	42,163	\$595,300
2015-2016	1,168	30,845	375,930

*Pelt value was determined from the combined, weighted averages of pelts sold by North American Fur Auctions and Fur Harvester's Auction and includes castoreum and bear pelt sales.

Number of furbearer pelts exported from New Brunswick, change from the 2014-2015 exports, and auction center destination for 2015-2016

(sorted by total pelts exported for 2015/16)

SPECIES	TOTAL PELT EXPORTS		PERCENT CHANGE FROM 2014-2015	NORTH AMERICAN FUR AUCTION 2015-2016	FUR HARVESTER'S AUCTION INC. 2015-2016	Other Exporters 2015-2016
	2014-2015*	2015-2016*				
MUSKRAT	24,869	15,836	-57%	8,819	6,799	218
BEAVER	6,986	6,286	-11%	3,147	2,623	516
RACCOON	2,904	1,075	-63%	619	426	30
MARTEN	1,038	1,399	35%	892	462	45
COYOTE	2,099	2,111	1%	1,166	614	331
MINK	969	780	-20%	477	270	33
RED FOX	1,157	1,025	-11%	581	326	118
WEASEL	827	1,101	33%	549	477	75
OTTER	412	340	-17%	202	120	18
FISHER	467	375	-20%	243	110	22
BOBCAT	238	164	-31%	106	58	0
SQUIRREL	168	317	89%	90	227	0
SKUNK	29	22	-24%	20	2	0
TOTAL PELTS	42,163	30,831	-27%	16,911	12,514	1,406

*The auction centers shown here account for most but not all of our fur exports

Approximate Value of Fur Exported from New Brunswick, 2014-2015 and 2015-2016

(sorted by average value per pelt for 2015/16)

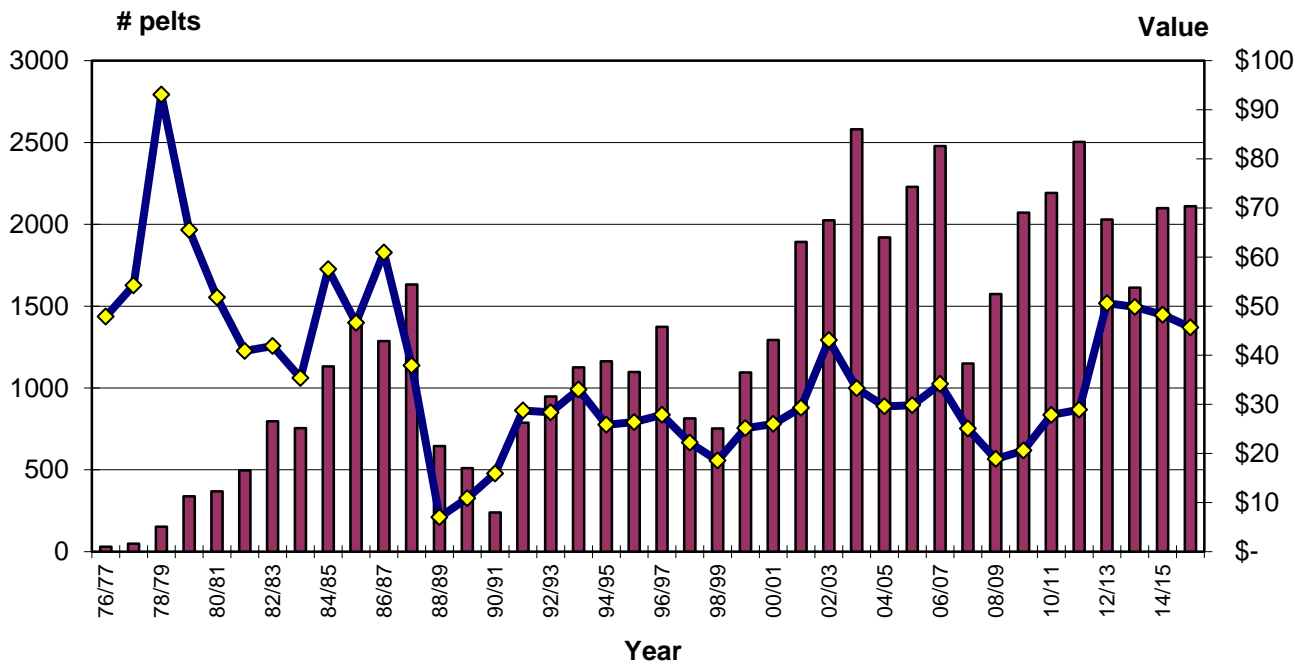
Species (last year's rank by individual pelt \$ value)	No. exported		Value per pelt*		Total Value 2015-2016 (ranked by collective \$ value)
	2014-2015	2015-2016	2014-2015	2015-2016	
BOBCAT (1)	233	164	\$97.01	\$56.78	\$9,311.92 (8)
FISHER (2)	467	375	\$86.28	\$52.50	\$19,687.50 (5)
COYOTE (3)	2,081	2,111	\$48.25	\$45.67	\$96,409.37 (1)
MARTEN (5)	1,038	1,399	\$39.96	\$28.82	\$40,319.18 (4)
OTTER (4)	405	340	\$45.43	\$28.00	\$9,520.00 (7)
RED FOX (6)	1,150	1,025	\$33.03	\$17.76	\$18,204.00 (6)
BEAVER (7)	6,966	6,286	\$19.69	\$13.71	\$86,181.06 (2)
MINK (9)	950	780	\$9.75	\$9.95	\$7,761.00 (9)
SKUNK (11)	29	22	\$7.42	\$6.82	\$150.04 (12)
RACCOON (8)	2,793	1,075	\$12.24	\$3.93	\$4,224.75 (10)
MUSKRAT (10)	24,497	15,836	\$6.15	\$3.05	\$48,299.80 (3)
WEASEL (12)	813	1,101	\$3.14	\$2.58	\$2,840.58 (11)
SQUIRREL (13)	168	317	\$0.62	\$0.42	\$133.14 (13)
TOTAL	41,590	30,831	Total fur harvest value 2015-2016→		\$343,042.34

Castoreum sold for an average \$3.97 per ounce x 7570 ounces = \$30,017.85

Although black bears are not classified as furbearers, 14 black bear hides sold for an average of \$200.98

*Pelt value was determined from the combined, weighted average prices of North American Fur Auctions and Fur Harvester's Auction Inc.

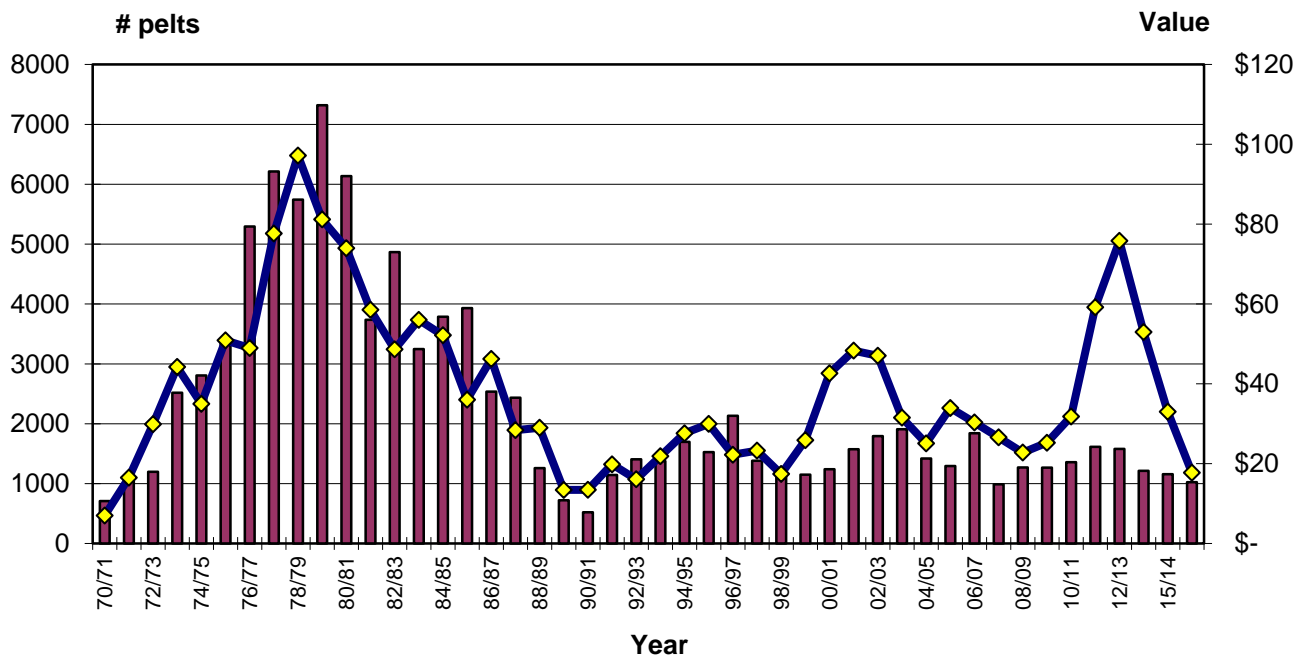
COYOTE HARVEST AND PELT VALUES NEW BRUNSWICK 1970/71 - 2015/16



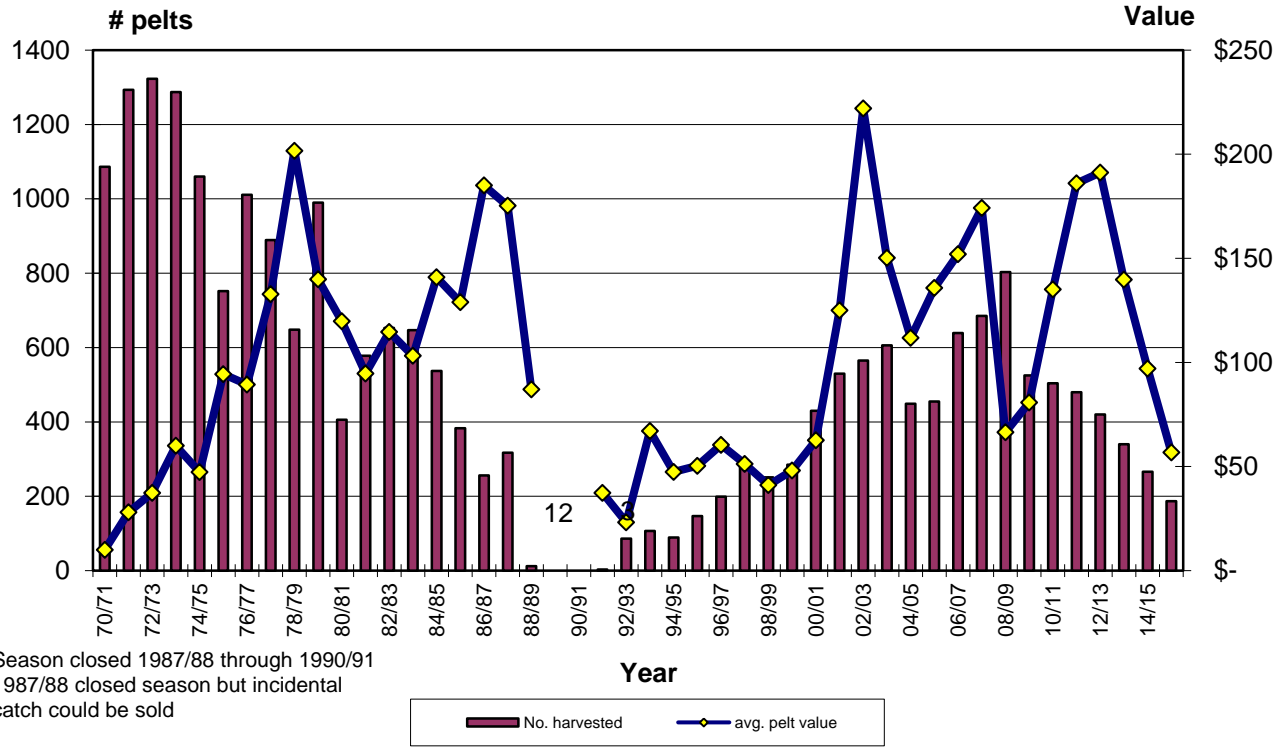
* first season in 1976



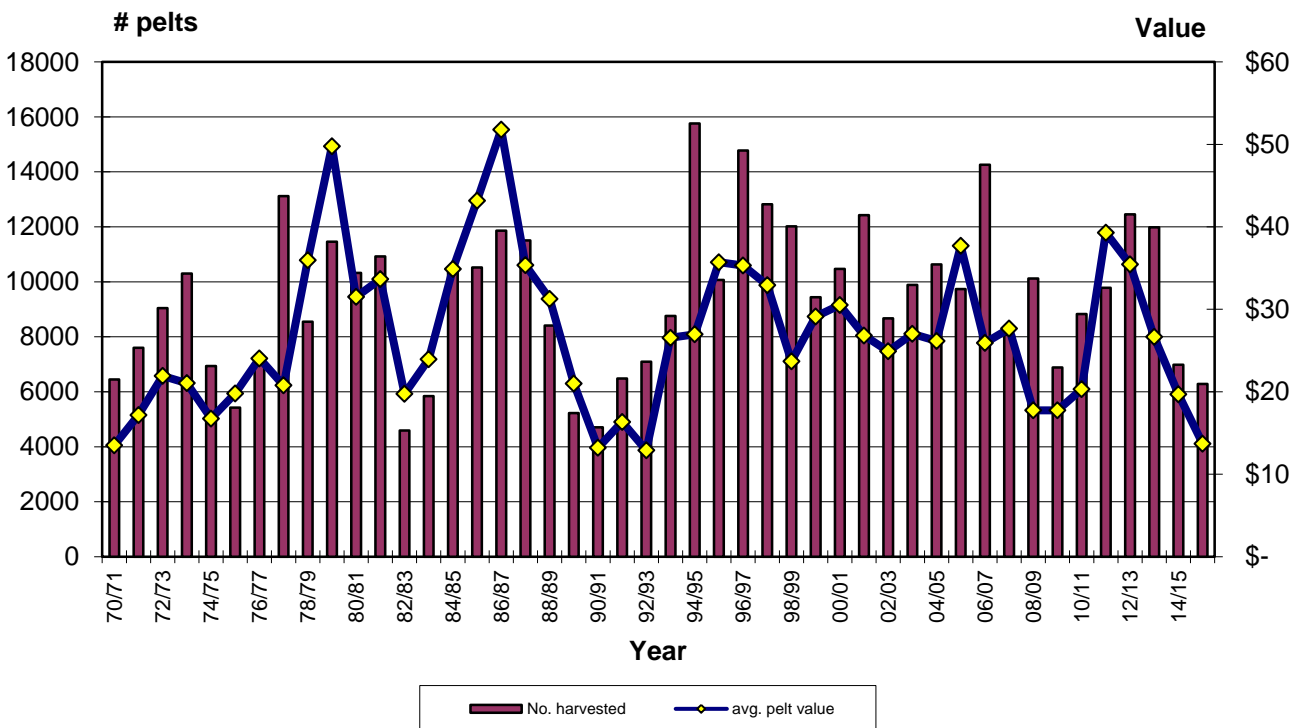
RED FOX HARVEST AND PELT VALUES NEW BRUNSWICK 1970/71 - 2015/16



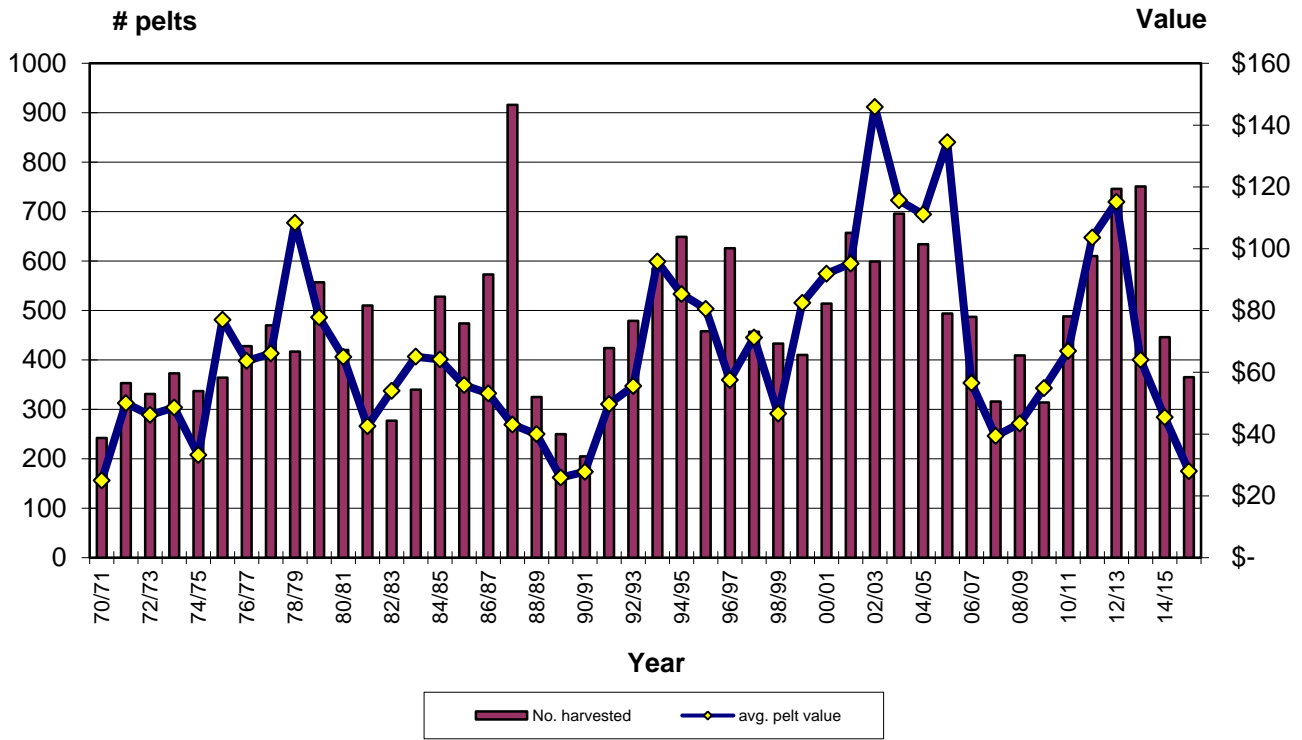
BOBCCAT HARVEST AND PELT VALUES NEW BRUNSWICK 1970/71 - 2015/16



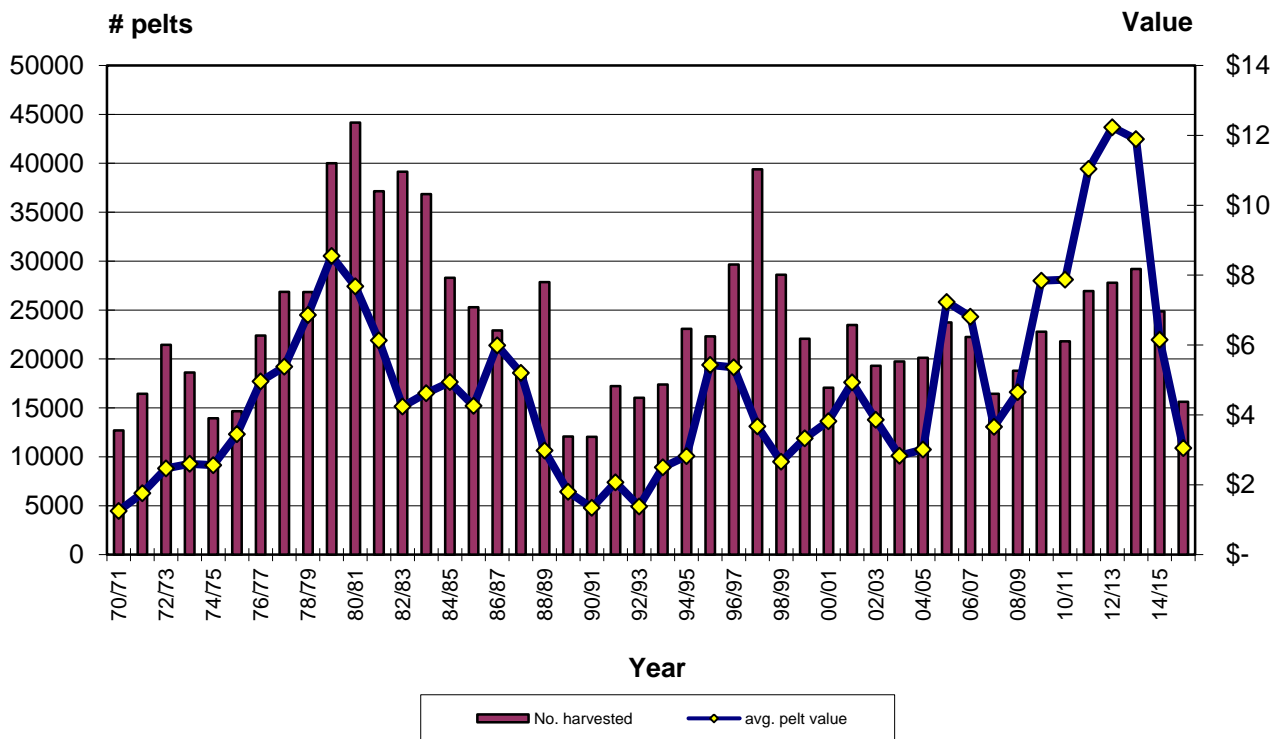
BEAVER HARVEST AND PELT VALUES NEW BRUNSWICK 1970/71 - 2015/16



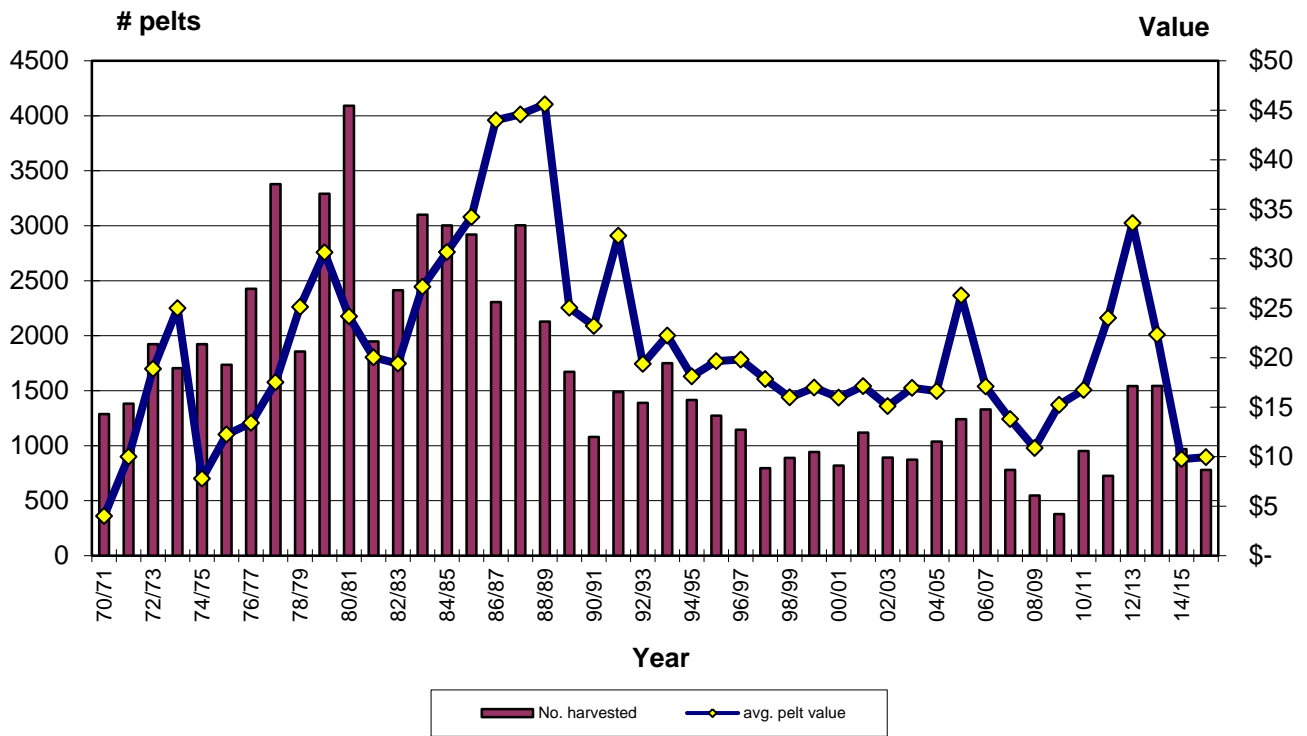
OTTER HARVEST AND PELT VALUES NEW BRUNSWICK 1970/71 - 2015/16



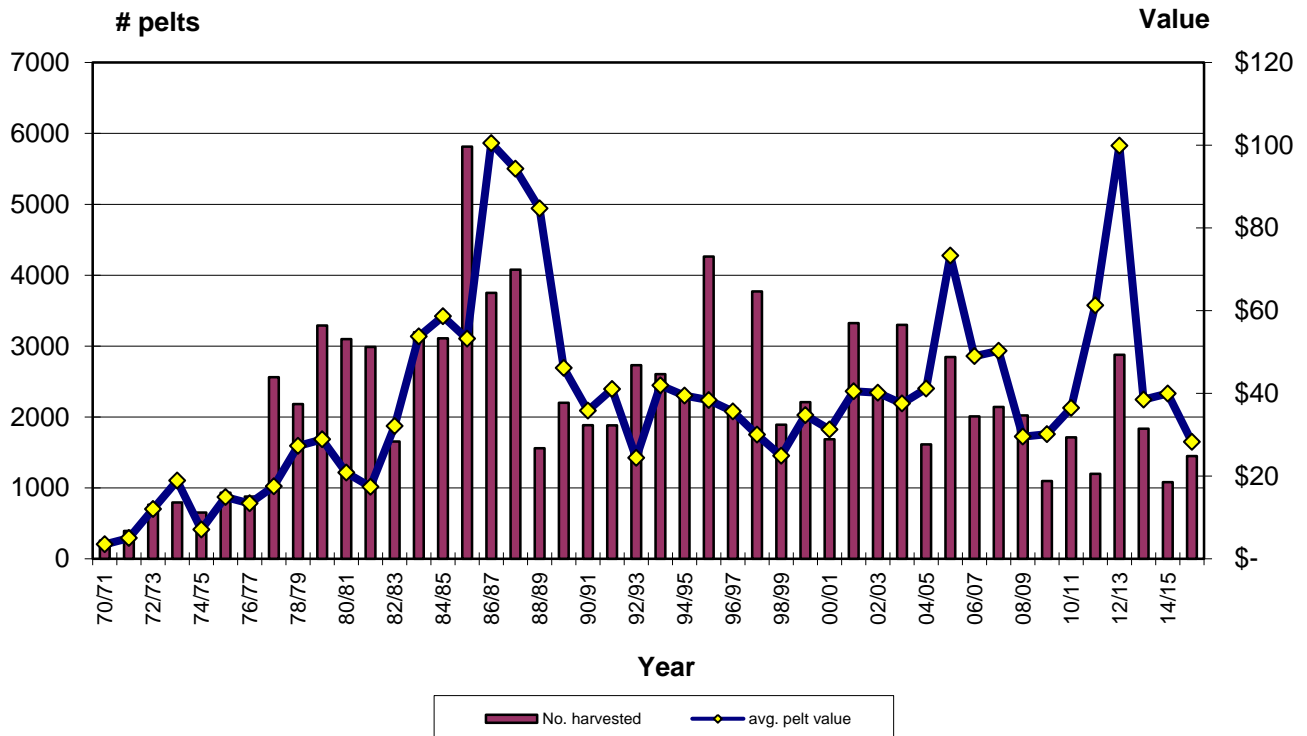
MUSKRAT HARVEST AND PELT VALUES NEW BRUNSWICK 1970/71 - 2015/16



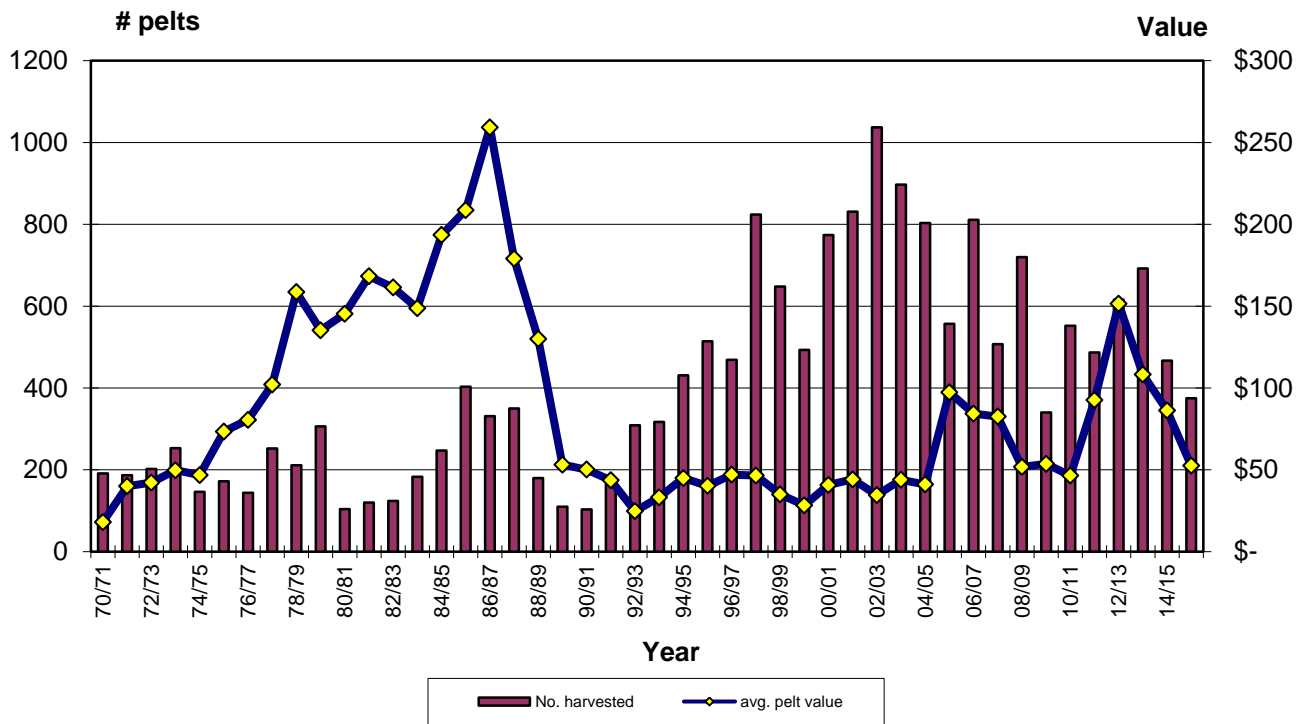
MINK HARVEST AND PELT VALUES NEW BRUNSWICK 1970/71 - 2015/16



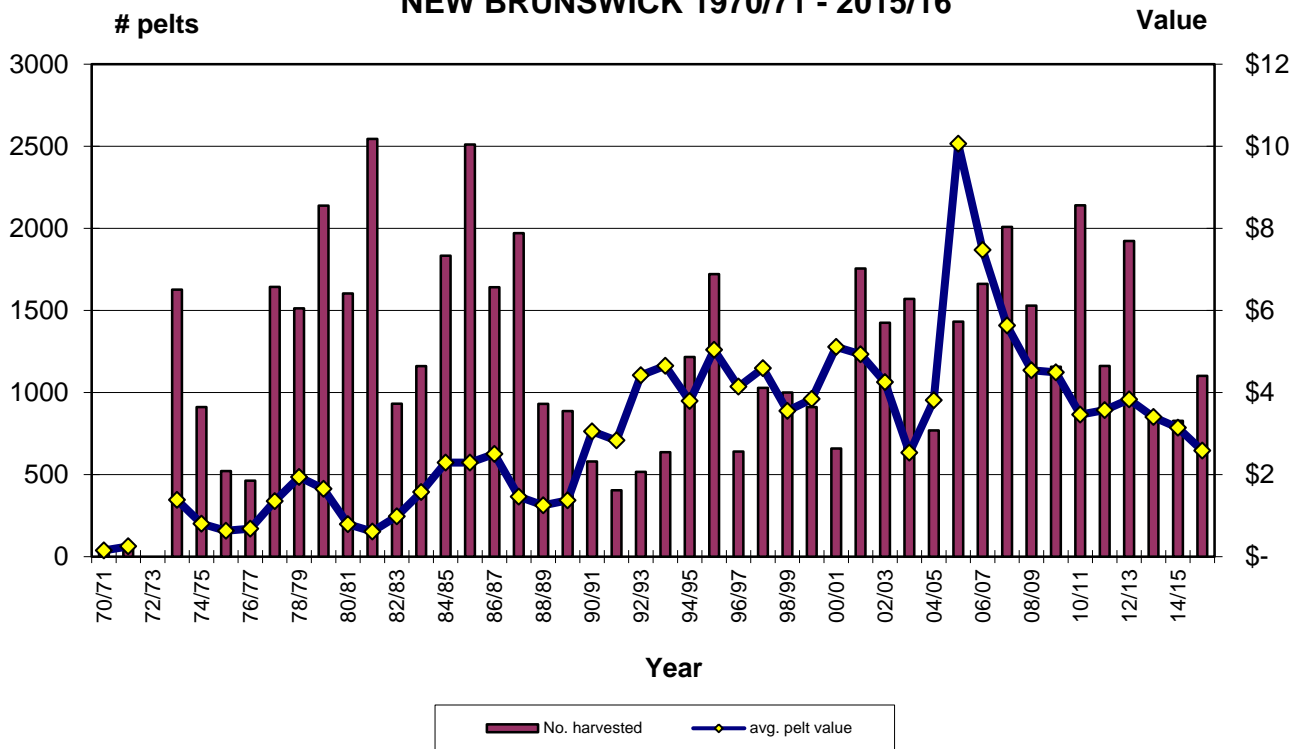
MARTEN HARVEST AND PELT VALUES NEW BRUNSWICK 1970/71 - 2015/16



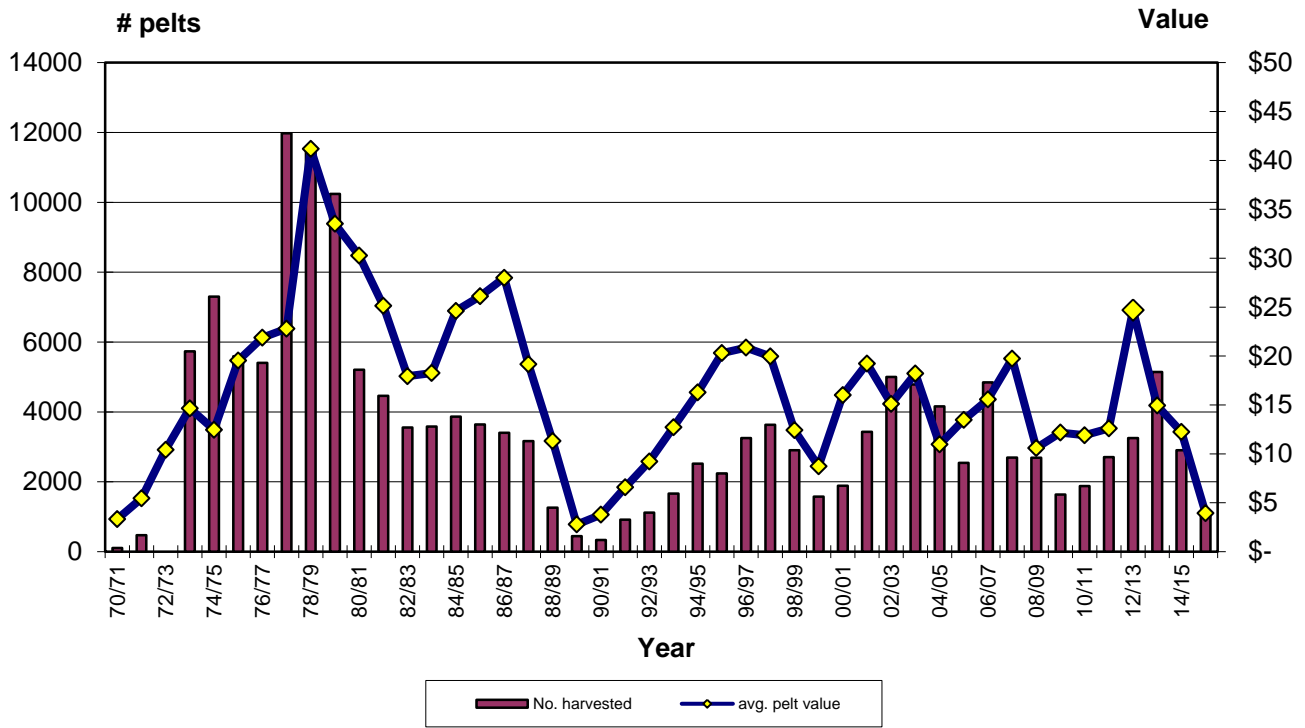
FISHER HARVEST AND PELT VALUES NEW BRUNSWICK 1970/71 - 2015/16



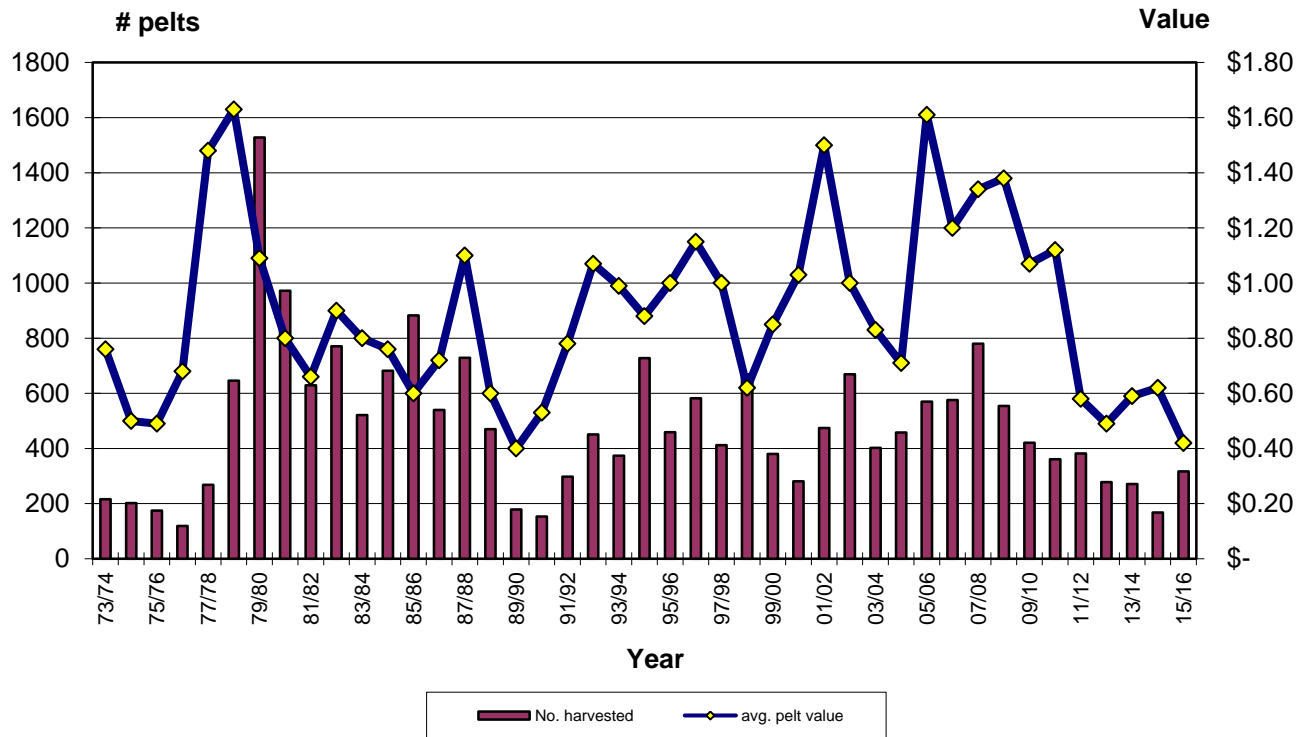
WEASEL HARVEST AND PELT VALUES NEW BRUNSWICK 1970/71 - 2015/16



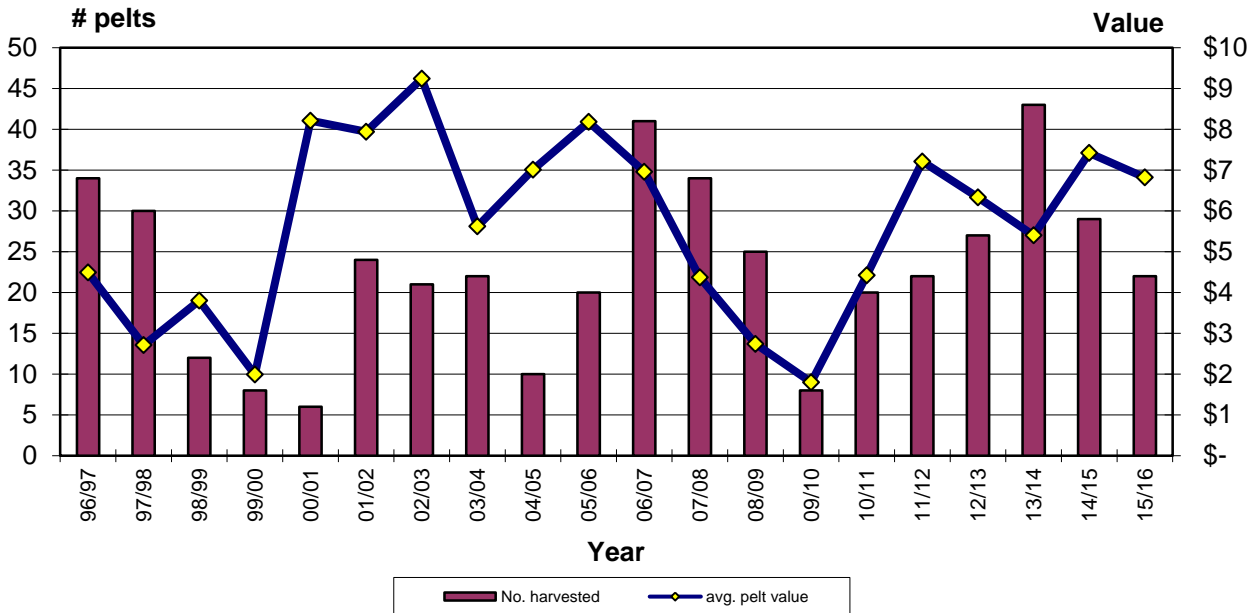
RACCOON HARVEST AND PELT VALUES NEW BRUNSWICK 1970/71 - 2015/16



SQUIRREL HARVEST AND PELT VALUES NEW BRUNSWICK 1970/71 - 2015/16



SKUNK HARVEST AND PELT VALUES NEW BRUNSWICK 1996/97 - 2015/16



Bobcat, Otter, and Marten Harvest by Wildlife Management Zone - 2014/15 and 2015/16

WMZ	OTTER		MARTEN		BOBCAT	
	2014/2015	2015/2016	2014/2015	2015/2016	2014/2015	2015/2016
1	3	2	17	8	0	0
2	7	9	40	71	0	0
3	8	10	105	156	0	0
4	7	12	85	190	0	0
5	13	20	33	159	0	0
6	8	15	49	83	0	0
7	12	13	68	131	0	0
8	26	17	88	187	0	1
9	6	4	16	17	0	0
10	9	14	40	18	5	7
11	17	12	26	28	7	4
12	10	11	97	39	6	1
13	7	8	78	67	8	5
14	7	12	1	5	7	3
15	41	13	144	23	12	5
16	35	28	69	90	19	10
17	22	9	26	42	13	11
18	18	1	0	0	14	8
19	5	4	0	0	15	9
20	68	46	0	70	40	25
21	35	28	0	0	15	9
22	19	13	0	0	13	22
23	15	9	0	1	18	18
24	10	10	0	0	22	16
25	15	6	0	0	16	18
27	1	4	0	0	0	0
Unk	22	33	100	64	36	10
Total	446	363	1082	1449	266	181

2016-2017 FUR HARVESTING SEASONS

Zones	Species	Season	Open	Close
1 to 27	Rabbit ¹	Hunting, Snaring	Oct. 1	Feb. 28
	Squirrel	Hunting	Oct. 1	Feb. 28
		Trapping	Oct. 29	Feb. 28
	Raccoon	Hunting with hounds	Aug. 1	Dec. 31
		Hunting, Trapping (Restraint only) ²	Oct. 1	Dec. 31
		Trapping	Oct. 29	Dec. 31
	Weasel	Trapping	Oct. 29	Feb. 29
Skunk	Hunting	Oct. 1	Dec. 31	
Spring Muskrat	Trapping	Mar. 25	May 15	
1 to 26	Coyote, Fox	Hunting, Trapping	Oct. 1	Feb. 29
		Snaring	Nov. 19	Feb. 28
1 to 25 ³	Bobcat ⁴	Trapping, Snaring, Hunting	Nov. 19	Feb. 28
1 to 13, 15 to 17, 20	Marten, Fisher, Skunk	Trapping	Nov. 26	Dec. 10
14, 18, 19, 21 to 27	Fisher, Skunk	Trapping	Nov. 26	Dec. 17
1 to 12	Otter	Trapping, Snaring	Oct. 22	Jan. 31
	Beaver	Trapping	Oct. 22	Jan. 31
	Beaver	Snaring	Oct. 22	Feb. 28
	Muskrat (fall), Mink	Trapping	Oct. 22	Feb. 28
13 to 27	Otter	Trapping, Snaring	Oct. 29	Jan. 31
	Beaver	Trapping	Oct. 29	Jan. 31
	Beaver	Snaring	Oct. 29	Feb. 28
	Muskrat (fall), Mink	Trapping	Oct. 29	Feb. 28

1 When hunting snowshoe hare (rabbit) under a Fur Harvester's License, the bag limit is 10 daily, 20 in possession (there is no limit when trapping or snaring)

2 It is illegal to use killing traps for raccoons prior to October 29th

3 No quota issued for bobcat harvest in Zones 1-6, 9, 26 and 27

4 It is illegal to use killing traps (i.e. body-gripping traps) for bobcat after December 31st

2017-2018 FUR HARVESTING SEASONS

Zones	Species	Season	Open	Close
1 to 27	Rabbit ¹	Hunting, Snaring	Oct. 1	Feb. 28
	Squirrel	Hunting	Oct. 1	Feb. 28
		Trapping	Oct. 28	Feb. 28
	Raccoon	Hunting with hounds	Aug. 7	Dec. 31
		Hunting, Trapping (Restraint only) ²	Oct. 1	Dec. 31
		Trapping	Oct. 28	Dec. 31
	Weasel	Trapping	Oct. 28	Feb. 28
Skunk	Hunting	Oct. 1	Dec. 31	
Spring Muskrat	Trapping	Mar. 24	May 15	
1 to 26	Coyote, Fox	Hunting, Trapping	Oct. 1	Feb. 28
		Snaring	Nov. 18	Feb. 28
1 to 25 ³	Bobcat ⁴	Trapping, Snaring, Hunting	Nov. 18	Feb. 28
1 to 13, 15 to 17, 20	Marten, Fisher, Skunk	Trapping	Nov. 25	Dec. 9
14, 18, 19, 21 to 27	Fisher, Skunk	Trapping	Nov. 25	Dec. 16
1 to 12	Otter	Trapping, Snaring	Oct. 21	Jan. 31
	Beaver	Trapping	Oct. 21	Jan. 31
	Beaver	Snaring	Oct. 21	Feb. 28
	Muskrat (fall), Mink	Trapping	Oct. 21	Feb. 28
13 to 27	Otter	Trapping, Snaring	Nov. 4	Jan. 31
	Beaver	Trapping	Nov. 4	Jan. 31
	Beaver	Snaring	Nov. 4	Feb. 28
	Muskrat (fall), Mink	Trapping	Nov. 4	Feb. 28

1 When hunting snowshoe hare (rabbit) under a Fur Harvester's License, the bag limit is 10 daily, 20 in possession (there is no limit when trapping or snaring)

2 It is illegal to use killing traps for raccoons prior to October 28th

3 No quota issued for bobcat harvest in Zones 1-6, 9, 26 and 27

4 It is illegal to use killing traps (i.e. body-gripping traps) for bobcat after December 31st