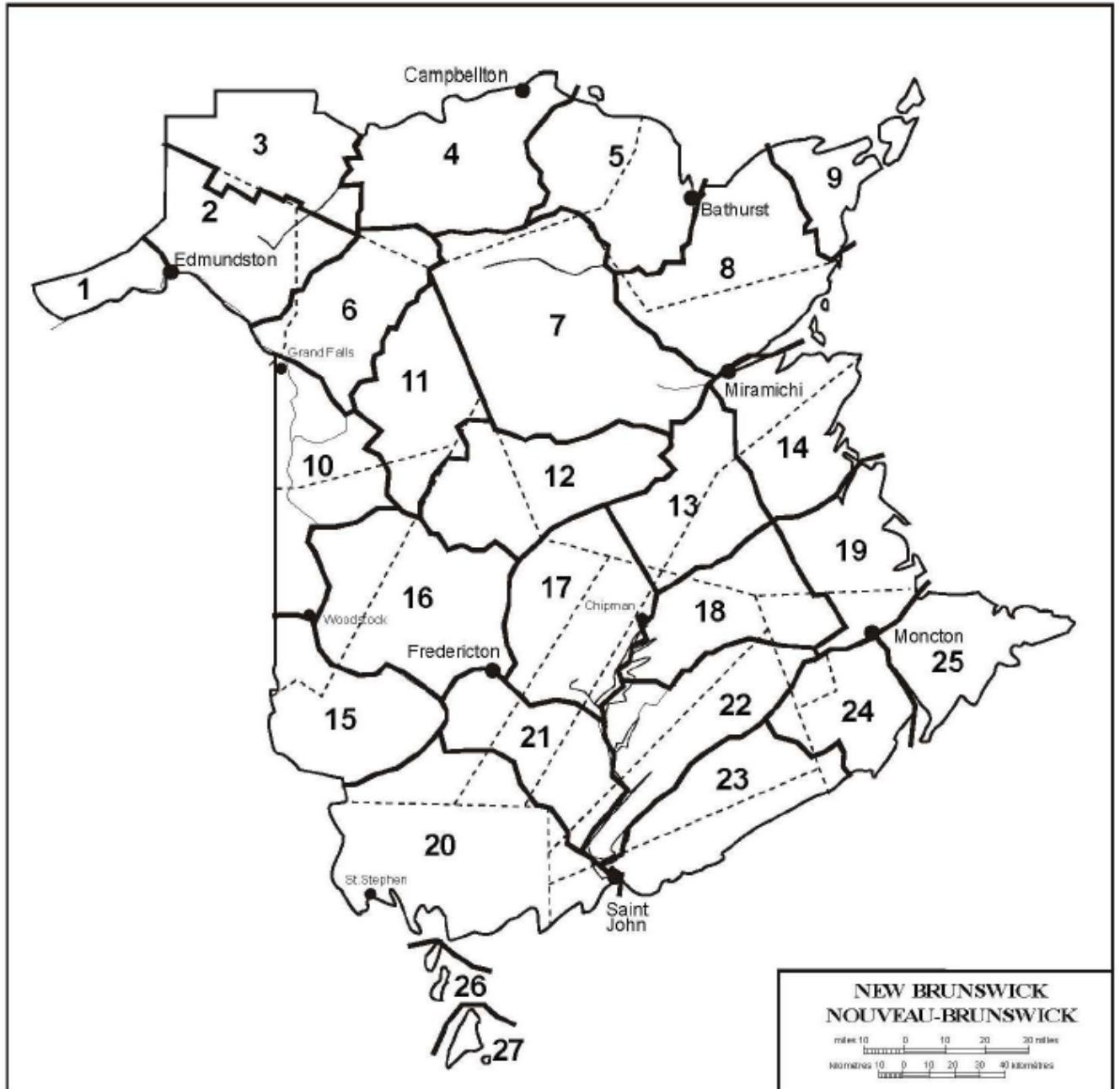


NEW BRUNSWICK FURBEARER HARVEST REPORT 2014-2015



Wildlife Management Zones Zones d'Aménagement de la Faune



© Cover Photo by Arielle DeMerchant

© Photo de couverture: Arielle DeMerchant

2014-2015 New Brunswick Furbearer Harvest Summary

In 2014-2015, there was a 8% decrease (-107) in the number of fur harvester's license sold compared to last season, for a total of 1,171 licenses (1,109 fur harvester licenses and 62 minor fur harvester's).

The Trapper Education course also has seen an increase in enrolment over the past few years. In 2014, 256 individuals successfully completed the trapper education course.

The total number of pelts exported from New Brunswick (NB) decreased by 25% from the previous season, from 55,445 pelts for the 2013/14 to 41,590 pelts for the 2014/15 season. The total estimated value of pelts exported from NB decreased by 49% from \$1,163,000 to \$595,300 for the 2014/15 season. The decrease in total value was due to a decrease in the number of pelts exported combined with a decrease in the overall average pelt value for most species.

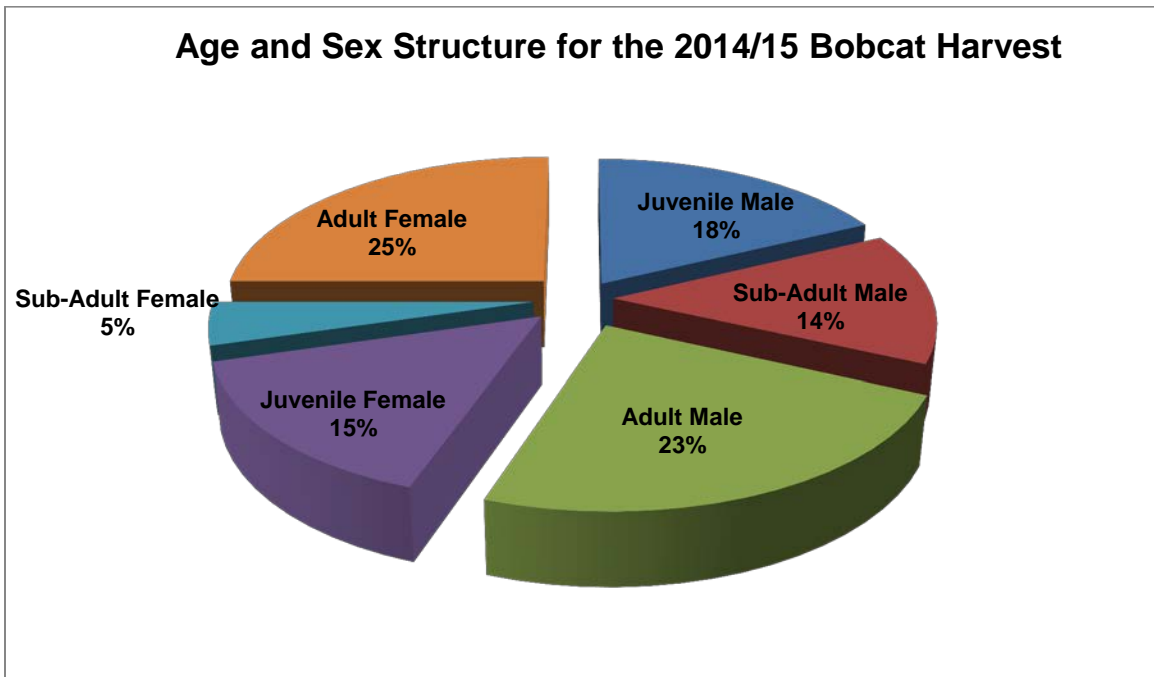
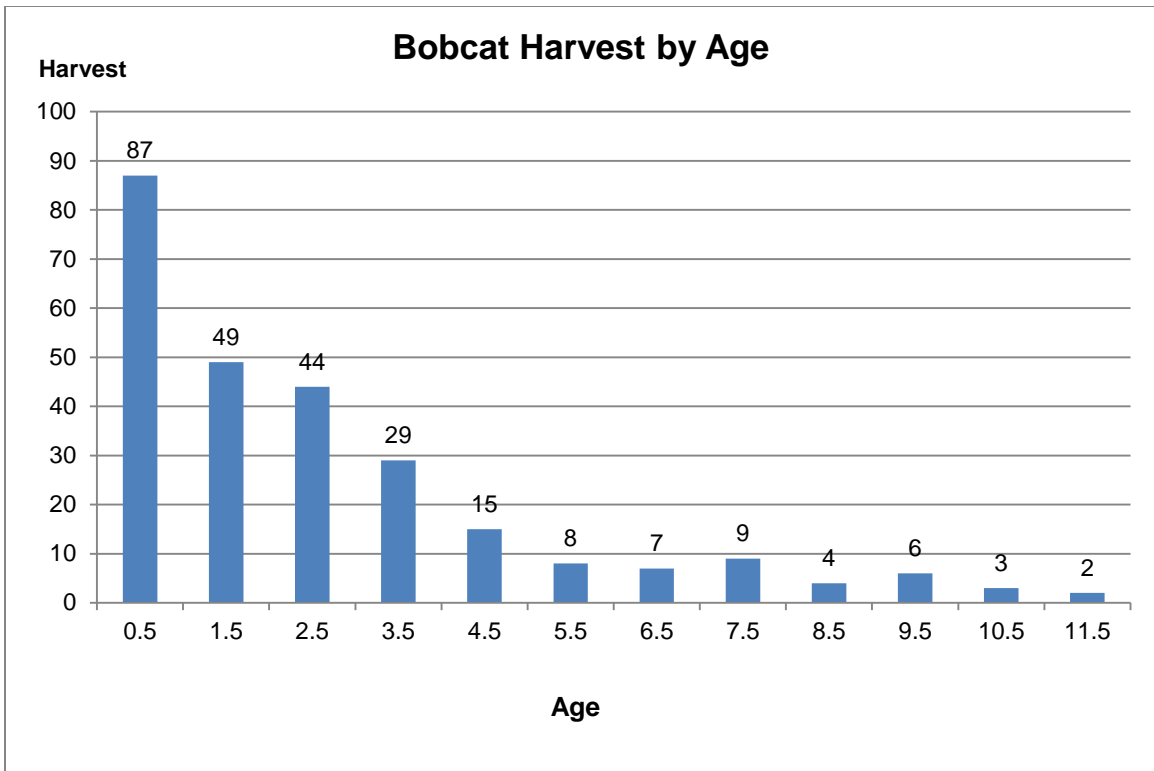
Furbearers of Special Management Concern

The Department of Natural Resources has required trappers to submit the carcasses of bobcat, marten, and otter for the past several years in order to receive a wildlife storage permit and a carcass receipt which allows the trapper to export the pelt. Data collected from these carcasses include sex, weight, reproductive success and age and is used in the management of the species to ensure the populations within NB are not over harvested. The Department appreciates the effort involved in submitting the carcasses and reminds trappers to ensure they indicate on the carcass tag in which Wildlife Management Zone (WMZ) the animal was harvested.

For information on the age of the animals you submitted to the Department please call Jonathan Cormier, Furbearer Management Biologist at 457-6938.

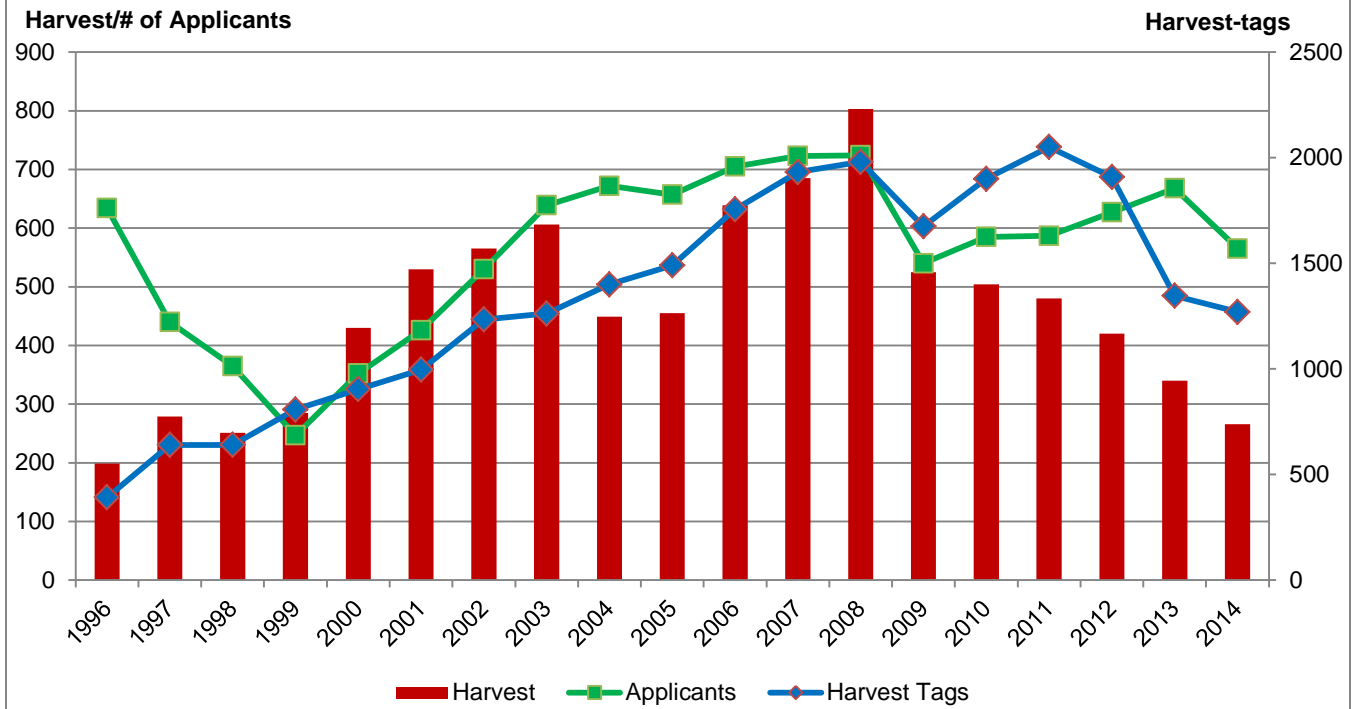
Bobcat

During the 15 week bobcat harvest season, there were 266 bobcats harvested (118 females and 146 males) with a success rate of 21%. This year's harvest is a decrease of 22% (-74 bobcats) compared to last year's harvest; is a 68% decrease from the 865 bobcats harvested in the 2008/2009 season, and is the lowest harvest since the 1998/99 season (251 bobcats). The number of applicants applying for the bobcat harvest tag draw decreased by 15% from 668 applicants in 2013 to 565 applicants in 2014. 1270 bobcat harvest tags were issued for the 2014/15 season which was a 6% decrease from the previous season (1346). In the 2013/2014 harvest, adult female bobcats weighed an average of 16 lbs., while adult males weighed an average of 23 lbs. Harvested female bobcats averaged 3.5 years of age and harvested male bobcats averaged 2.5 years of age. The heaviest bobcat harvested was a 38 lb, 11.5 year-old male from WMZ 22, this individual was also one of the oldest bobcats harvested. A second 11.5 year-old, 18lb female from WMZ 22 was harvested. 34% of female bobcats and 32% of male bobcats were juveniles (less than 1 year old). An examination of the females uteri indicated approximately 82% of adult females were pregnant the previous spring with an average litter size of 2.91 kittens per pregnant female.

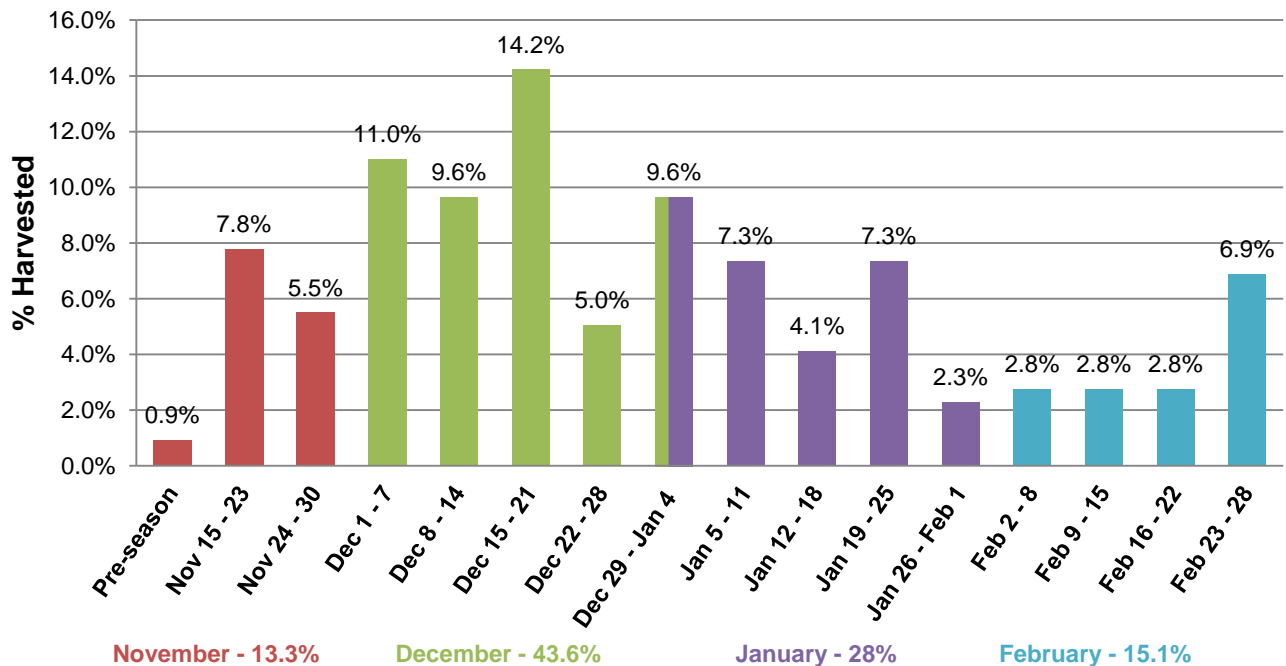


Bobcat	Weight - lbs			
	Males		Females	
	Avg	Range	Avg	Range
Juvenile	10.5	6 - 17	8.3	5 - 14
Sub-adult	22.2	13 - 28	14.2	9 - 23
Adult	24.4	12 - 38	16.1	10 - 21

Bobcat Harvest, # of applicants to the bobcat harvest-tag draw and the # of bobcat harvest-tags issued from 1996 to 2014



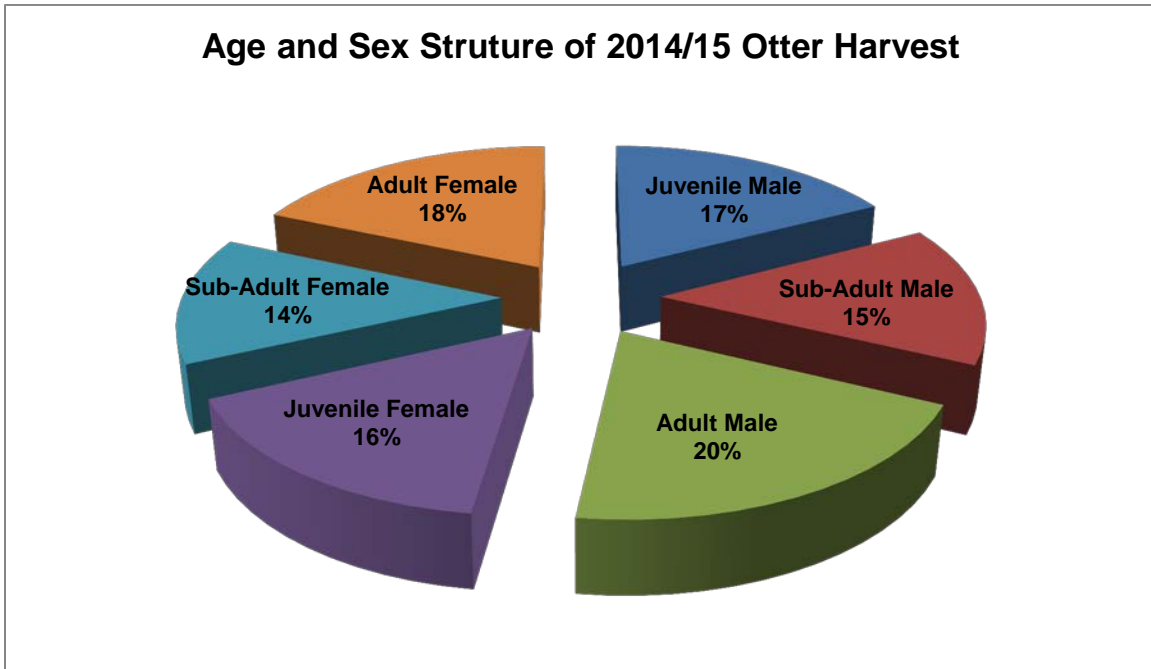
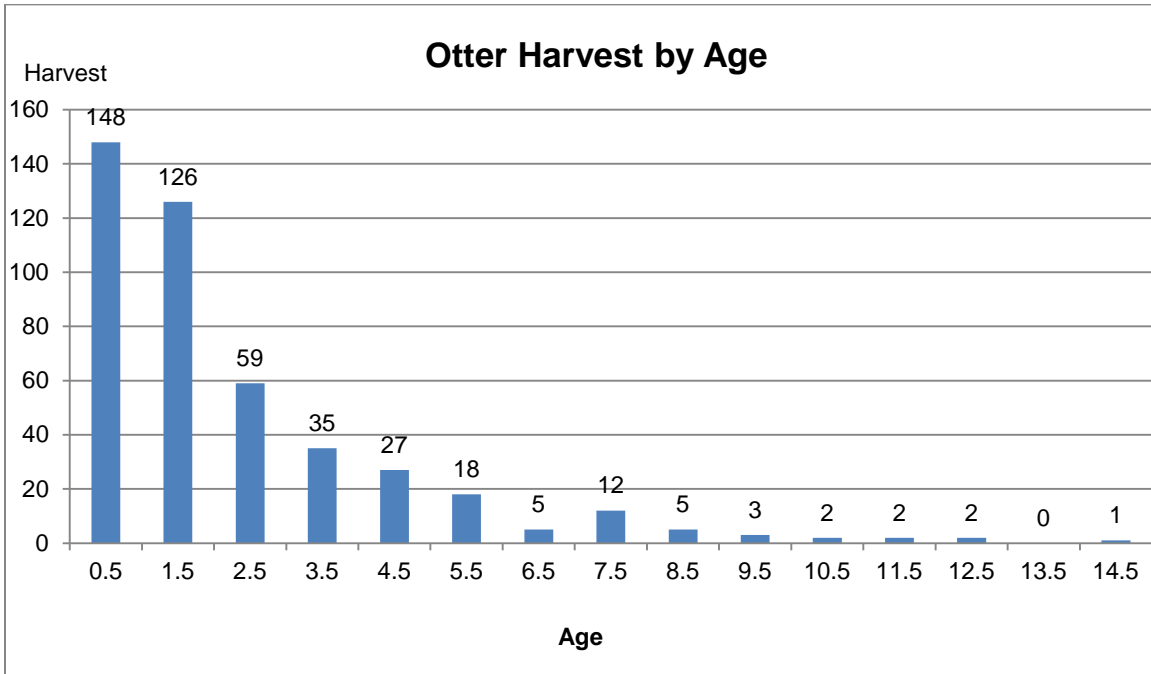
Weekly Bobcat Harvest (%) for the 2014/15 Season



represents bobcat in which harvest date was included on the carcass tag (220/266)

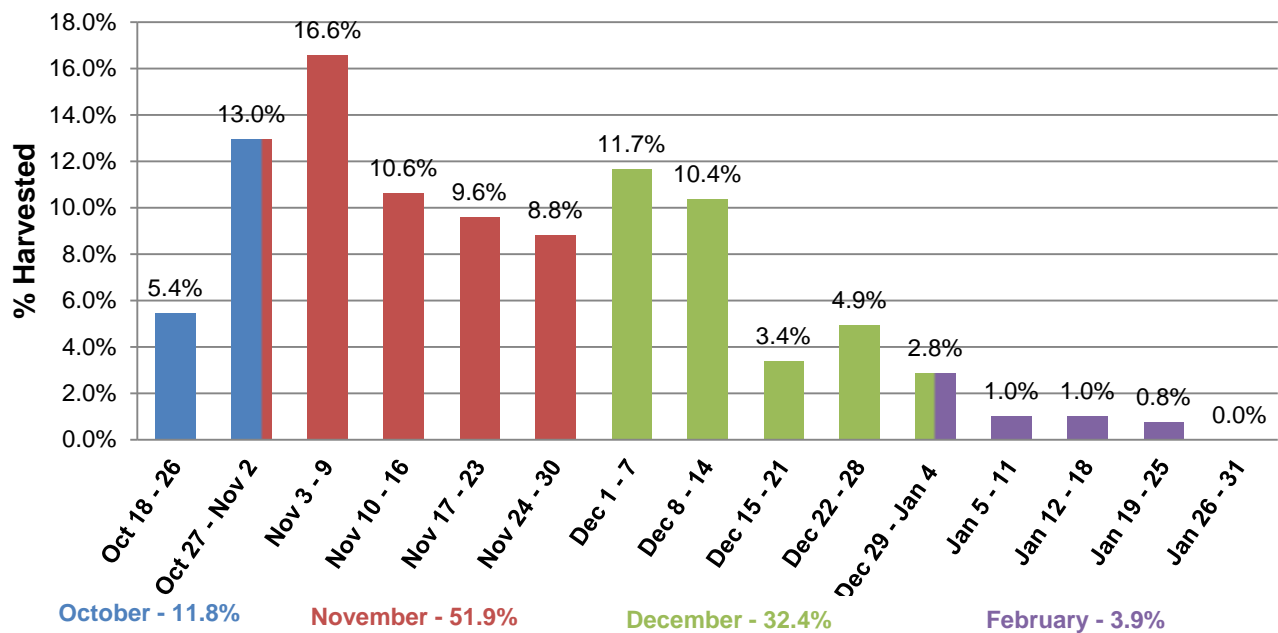
Otter

During the 15 week otter harvest season, there were 446 otter harvested (232 male, 213 female, 1 unknown sex), which is a 40% decrease (-299 otter) compared to the 2013/2014 fur harvesting season. Adult female otter weighed an average of 13 lbs. while adult males weighed an average of 15 lbs. The heaviest otter harvested was a 23lb, 2.5 year-old male from WMZ 17. The heaviest female otters weighed 18 lbs. Harvested male and female otter averaged 1.8 years old. The oldest male otter was a 14.5 year old that weighed 16 lbs from WMZ 17 and the oldest female was a 12.5 year old that weighed 12lbs from WMZ 15. Approximately 33% of the otter harvested were juveniles and 33% of adult females were pregnant with an average litter size of 2.0 pups.



Otter	Weight - lbs			
	Males		Females	
	Avg	Range	Avg	Range
Juvenile	10.8	7 - 18	9.6	4 - 14
Sub-adult	14.8	10 - 21	12.8	10 - 18
Adult	15.3	11 - 23	13.1	10 - 18

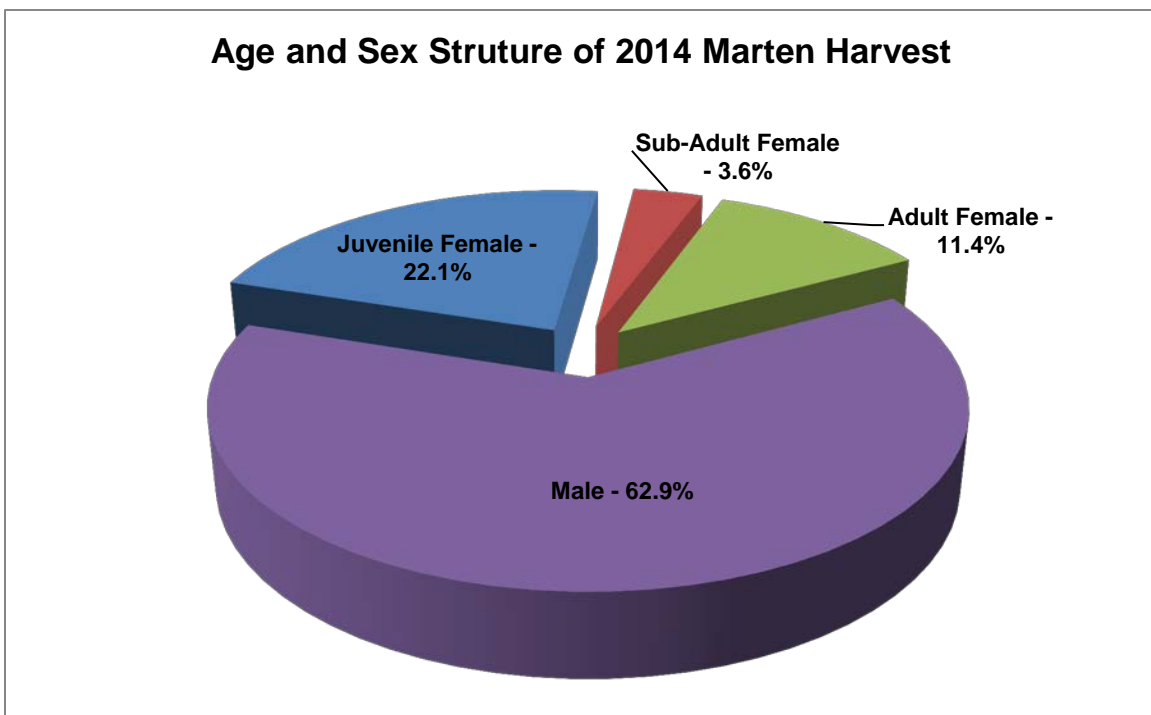
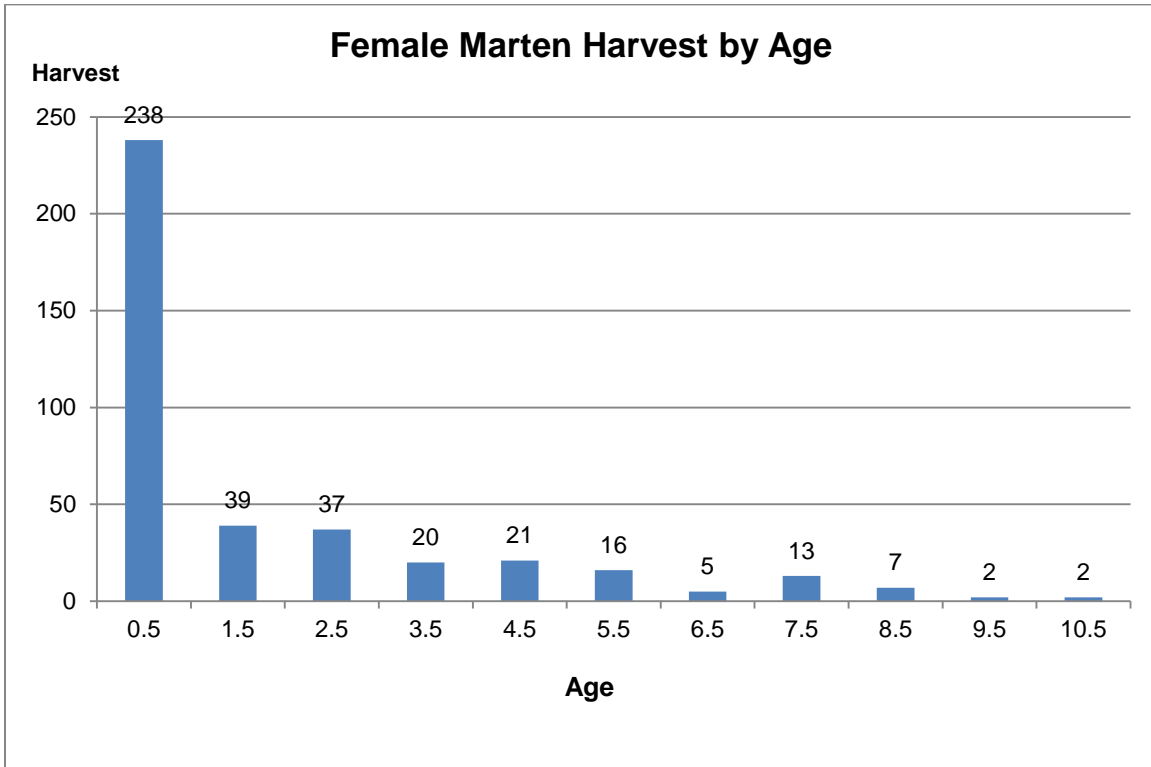
Weekly Otter Harvest (%) for the 2014/15 Season



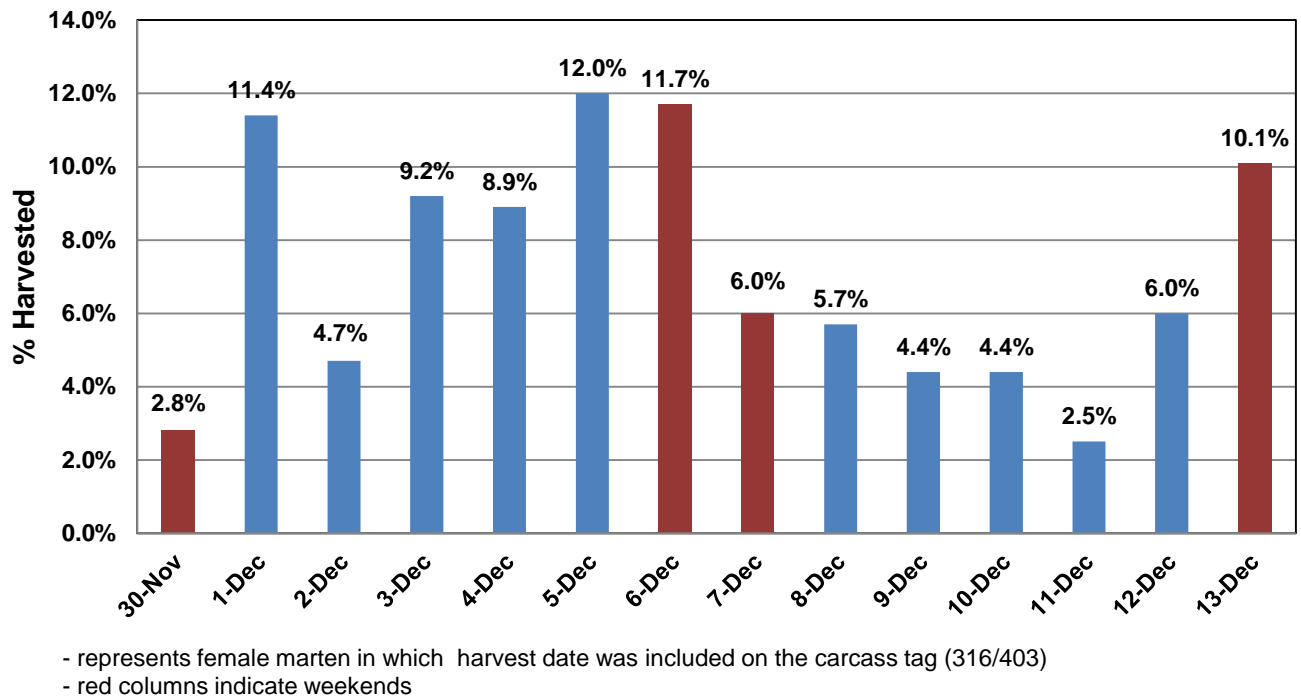
represents otter in which harvest date was included on the carcass tag (386/446)

Marten

The two week harvest season for marten saw a 41% decrease (-745 marten) in harvest compared to the 2012/2013 season, with 1,082 individuals harvested (679 males and 403 females). Approximately 59% of the female marten were juveniles, while the oldest female marten harvested was 10.5 years old from WMZ 6. Of the 162 adult females harvested, 61% were previously pregnant with an average litter size of 2.6 kits.



Daily Female Marten Harvest for the 2014 Season



Agreement on International Humane Trapping Standards Update

In 1997, Canada and the European Union (EU) committed to the Agreement on International Humane Trapping Standards (AIHTS) to use only certified traps to harvest certain furbearing animals. To comply with the AIHTS, the Fur Harvesting Regulations in New Brunswick have been changing periodically since the 2007 fur harvesting season so that only certified traps are now allowed for the harvesting of beaver, fisher, marten, raccoon, and muskrat. In keeping with AIHTS, starting for the 2015/16 season only traps certified for weasel can be used to harvest weasel; for the 2016/17 season only traps certified for otter will be allowed for use to harvest otter, and for the 2018/19 season on traps certified for bobcat will be allowed for use to harvest bobcat. For a list of certified trap models for each furbearer species included under the Agreement on International Humane Trapping Standards and legal for use in New Brunswick, please refer to the certified trap list in the 2015 New Brunswick Hunt & Trap Summary -

<http://www2.gnb.ca/content/dam/gnb/Departments/nr-rn/pdf/en/Wildlife/HuntTrap.pdf>.

New for the 2015/2016 Fur Harvesting Season

- **A 2 week marten harvest season is now permitted in WMZ 20**
- **The fisher squirrel and skunk trapping season in WMZ 20 has been reduced to 2 weeks from 3 weeks to coincide with the new marten harvest season**
- **Fur harvesters are no longer permitted to use leg-hold traps when trapping weasels. Only traps certified for the trapping of weasels are permitted for use in New Brunswick.**
- **The squirrel trapping season now begins on the last Saturday in October and ends on the last day of February.**
- **All traps set for squirrels must be enclosed in a wooden or metal box with no opening larger than 3.75 cm in diameter**
- **The start date for trapping and snaring beaver and otter, and trapping muskrat and mink in Wildlife Management Zones 13-27 has been moved to the first Saturday after the 28th of October.**

Licenses Sold, Pelts Exported, and Total Harvest Value* for New Brunswick, 1976/77 – 2014/15

YEAR	LICENCES SOLD	TOTAL NO. OF PELTS EXPORTED	TOTAL VALUE* TO FURHARVESTERS
76-77	2,638	42,069	\$700,318
77-78	3,647	55,813	\$1,121,799
78-79	2,877	60,503	\$1,860,530
79-80	3,440	78,142	\$2,271,336
80-81	4,365	77,073	\$1,551,312
81-82	4,054	58,882	\$1,077,850
82-83	3,813	59,846	\$802,178
83-84	3,399	57,643	\$959,905
84-85	3,253	48,718	\$1,281,632
85-86	3,256	45,047	\$1,443,365
86-87	2,870	50,404	\$1,688,665
87-88	3,139	48,365	\$1,370,178
88-89	1,561	45,047	\$668,940
89-90	1,335	24,277	\$300,360
90-91	914	21,846	\$195,313
91-92	751	31,091	\$342,282
92-93	860	32,467	\$303,745
93-94	873	36,698	\$589,693
94-95	1,797	51,016	\$806,549
95-96	1,253	46,485	\$886,452
96-97	1,370	57,449	\$1,013,032
97-98	1,300	65,635	\$907,357
98-99	1,154	51,275	\$548,569
99-2000	922	40,957	\$577,299
2000-2001	877	37,123	\$676,534
2001-2002	1,010	51,509	\$975,288
2002-2003	1,042	44,288	\$899,152
2003-2004	1,093	47,269	\$910,367
2004-2005	1,155	45,023	\$728,223
2005-2006	1,067	47,145	\$1,122,543
2006-2007	1,191	53,226	\$1,064,581
2007-2008	1,140	36,601	\$696,535
2008-2009	1,164	41,056	\$536,014
2009-2010	977	38,877	\$532,042
2010-2011	1,037	42,791	\$690,044
2011-2012	1,068	48,609	\$1,149,005
2012-2013	1,170	55,326	\$1,691,625
2013-2014	1,278	55,445	\$1,163,360
2014-2015	1,171	42,163	\$601,476

*Pelt value was determined from the combined, weighted averages of pelts sold by North American Fur Auctions and Fur Harvester's Auction

Number of furbearer pelts exported from New Brunswick, change from the 2013-2014 exports, and auction center destination for 2014-2015

(sorted by total pelts exported for 2014/15)

SPECIES	TOTAL PELT EXPORTS		PERCENT CHANGE FROM 2013-2014	NORTH AMERICAN FUR AUCTION 2014-2015	FUR HARVESTER'S AUCTION INC. 2014-2015	Other Exporters 2014-2015
	2013-2014*	2014-2015*				
MUSKRAT	29,203	24,497	-19%	17,270	6,774	453
BEAVER	11,983	6,966	-72%	4,577	2,109	280
RACCOON	5,141	2,793	-46%	2,103	619	71
MARTEN	1,835	1,038	-43%	748	209	81
COYOTE	1,613	2,081	29%	1,361	444	276
MINK	1,543	950	-38%	649	280	21
RED FOX	1,213	1,150	-5%	760	277	113
WEASEL	844	813	-4%	605	167	41
OTTER	751	405	-46%	282	123	0
FISHER	692	467	-33%	369	84	14
BOBCAT	313	233	-26%	163	70	0
SQUIRREL	271	168	-38%	121	34	13
SKUNK	43	29	-33%	25	4	0
TOTAL PELTS	55,445	41,590	-24%	29,033	11,194	1,363

*The auction centers shown here account for most but not all of our fur exports

Approximate Value of Fur Exported from New Brunswick, 2013-2014 and 2014-2015

(sorted by average value per pelt for 2014/15)

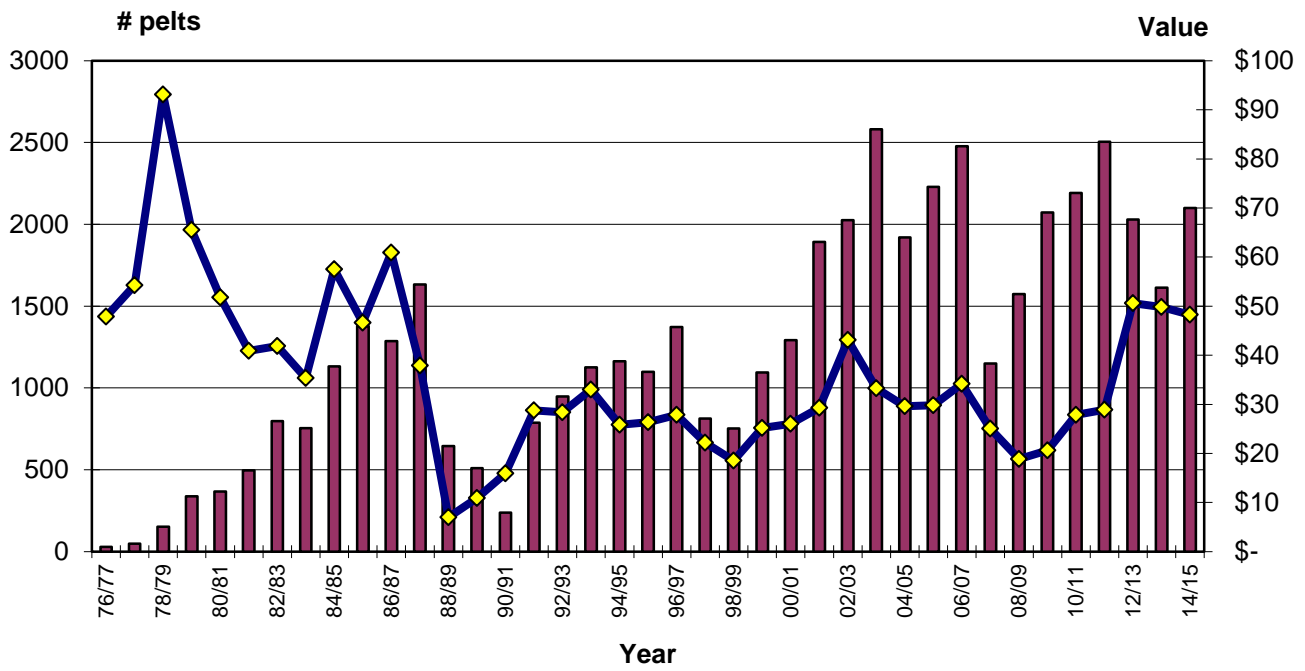
Species (last year's rank by individual pelt \$ value)	No. exported		Value per pelt*		Total Value 2014-2015 (ranked by collective \$ value)
	2013-2014	2014-2015	2013-2014	2014-2015	
BOBCAT (1)	313	233	\$139.74	\$97.01	\$22,603.33 (8)
FISHER (2)	692	467	\$108.30	\$86.28	\$40,292.76 (5)
COYOTE (5)	1,613	2,081	\$49.85	\$48.25	\$100,408.25 (3)
OTTER (3)	751	405	\$64.05	\$45.43	\$18,399.15 (9)
MARTEN (6)	1,835	1,038	\$38.48	\$39.96	\$41,478.48 (4)
RED FOX (4)	1,213	1,150	\$52.98	\$33.03	\$37,984.50 (6)
BEAVER (7)	11,983	6,966	\$26.66	\$19.69	\$137,160.54 (2)
RACCOON (9)	5,141	2,793	\$14.94	\$12.24	\$34,186.32 (7)
MINK (8)	1,543	950	\$22.33	\$9.75	\$9,262.50 (10)
SKUNK (11)	43	29	\$5.40	\$7.42	\$215.18 (12)
MUSKRAT (10)	29,203	24,497	\$11.89	\$6.15	\$150,656.55 (1)
WEASEL (12)	844	813	\$3.40	\$3.14	\$2,552.82 (11)
SQUIRREL (13)	271	168	\$0.59	\$0.62	\$104.16 (13)
TOTAL	55,445	41,590	Total fur harvest value 2014-2015 →		\$595,304.54

Castoreum sold for \$3.52 per ounce x 6378 ounces = \$22,450.56


Although black bears are not classified as furbearers, 13 black bear hides sold for an average of \$146.49

*Pelt value was determined from the combined, weighted average prices of North American Fur Auctions and Fur Harvester's Auction Inc.

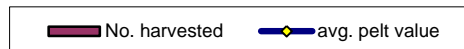
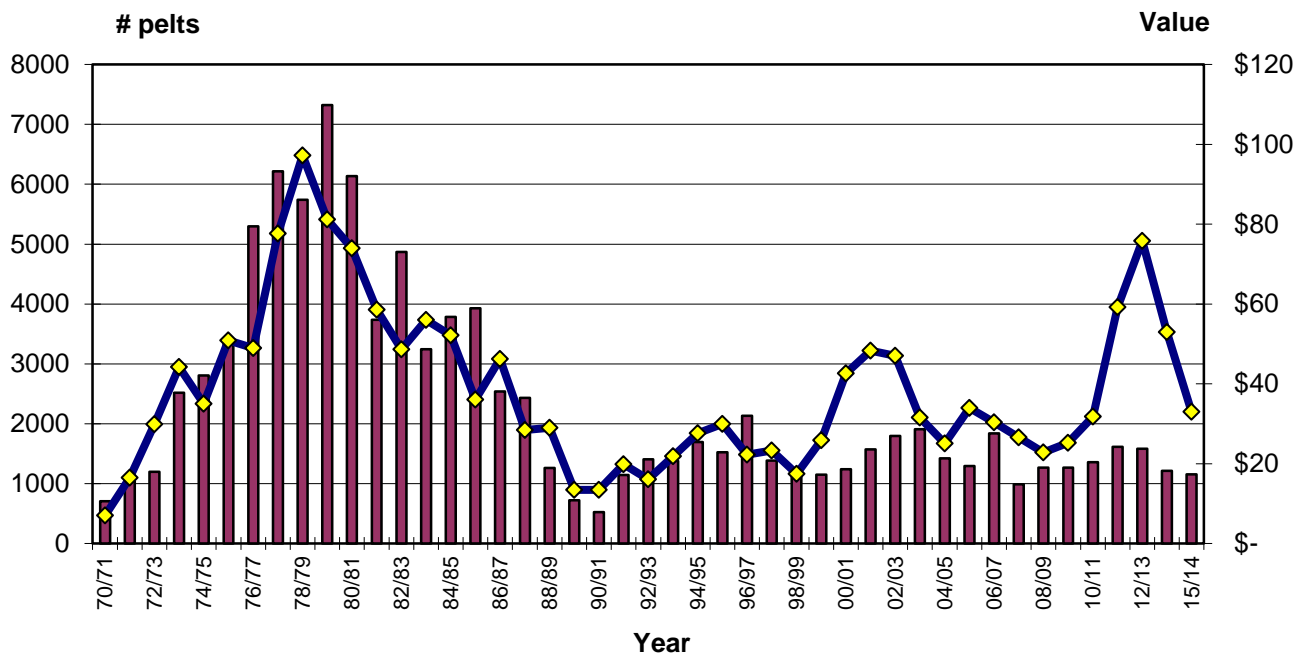
COYOTE HARVEST AND PELT VALUES NEW BRUNSWICK 1970/71 - 2014/15



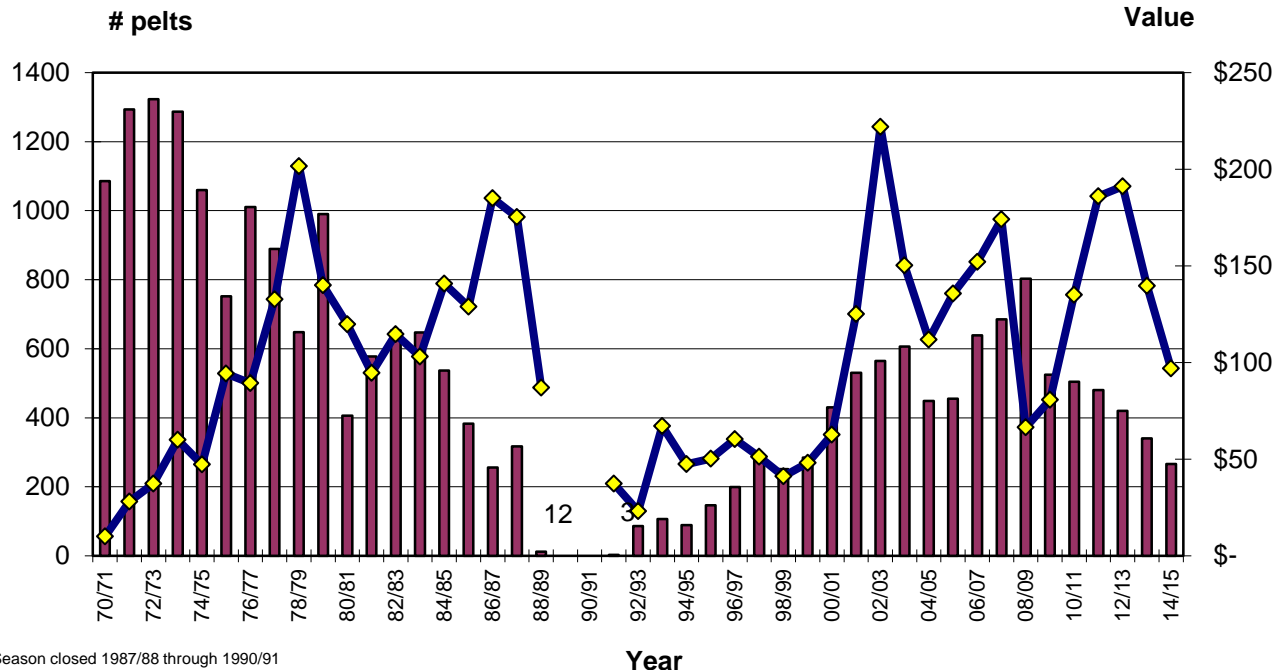
* first season in 1976




RED FOX HARVEST AND PELT VALUES NEW BRUNSWICK 1970/71 - 2014/15




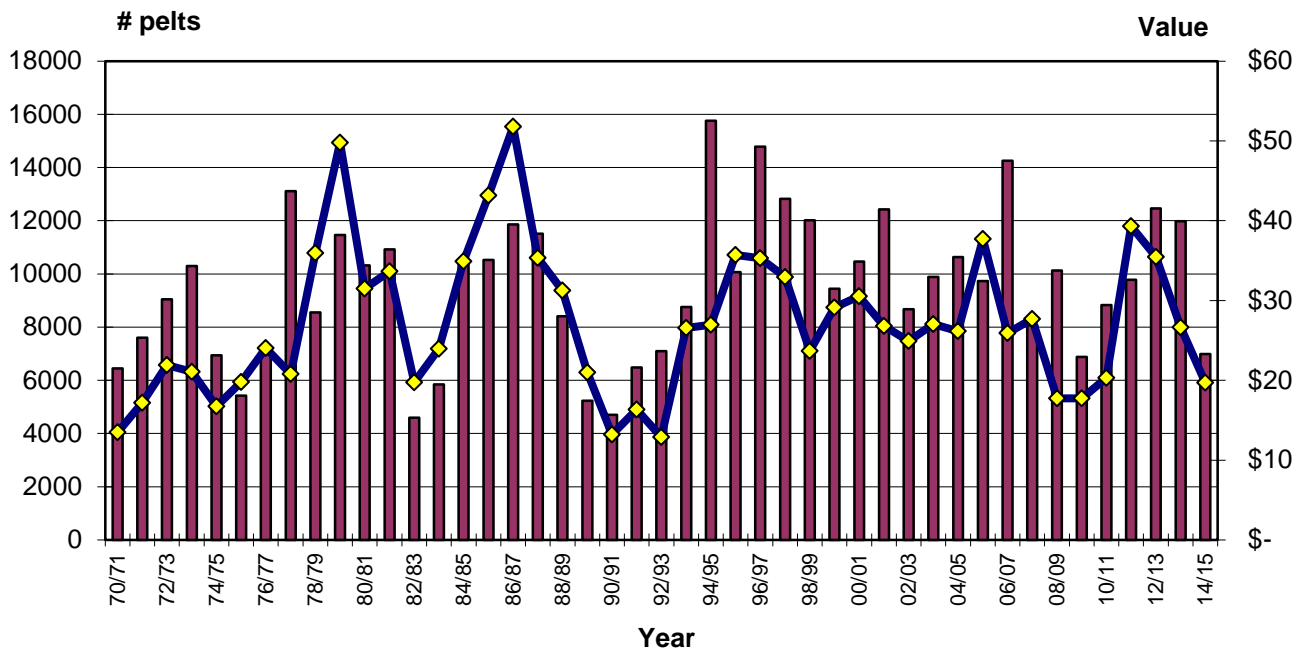
BOBCCAT HARVEST AND PELT VALUES NEW BRUNSWICK 1970/71 - 2014/15



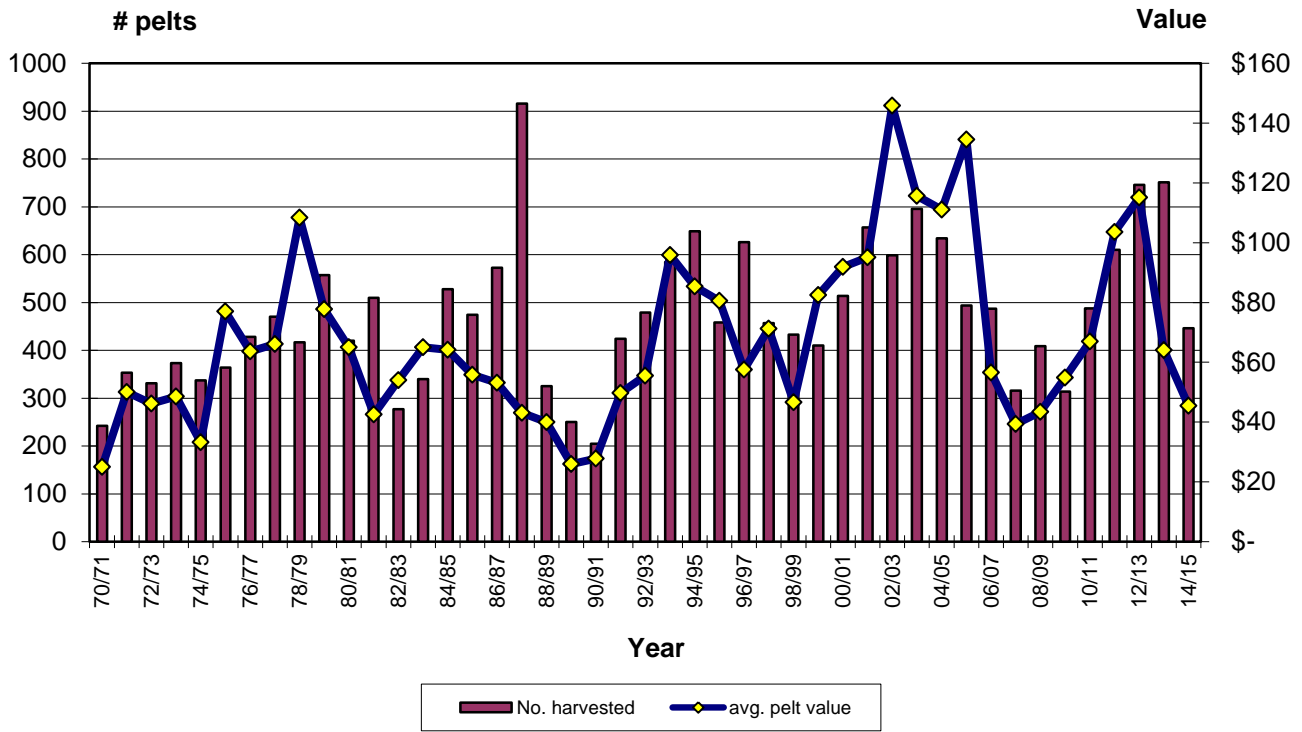
Season closed 1987/88 through 1990/91
 1987/88 closed season but incidental catch could be sold
 1988/89 season 12 animals turned in
 1991/92 season 3 animals exported



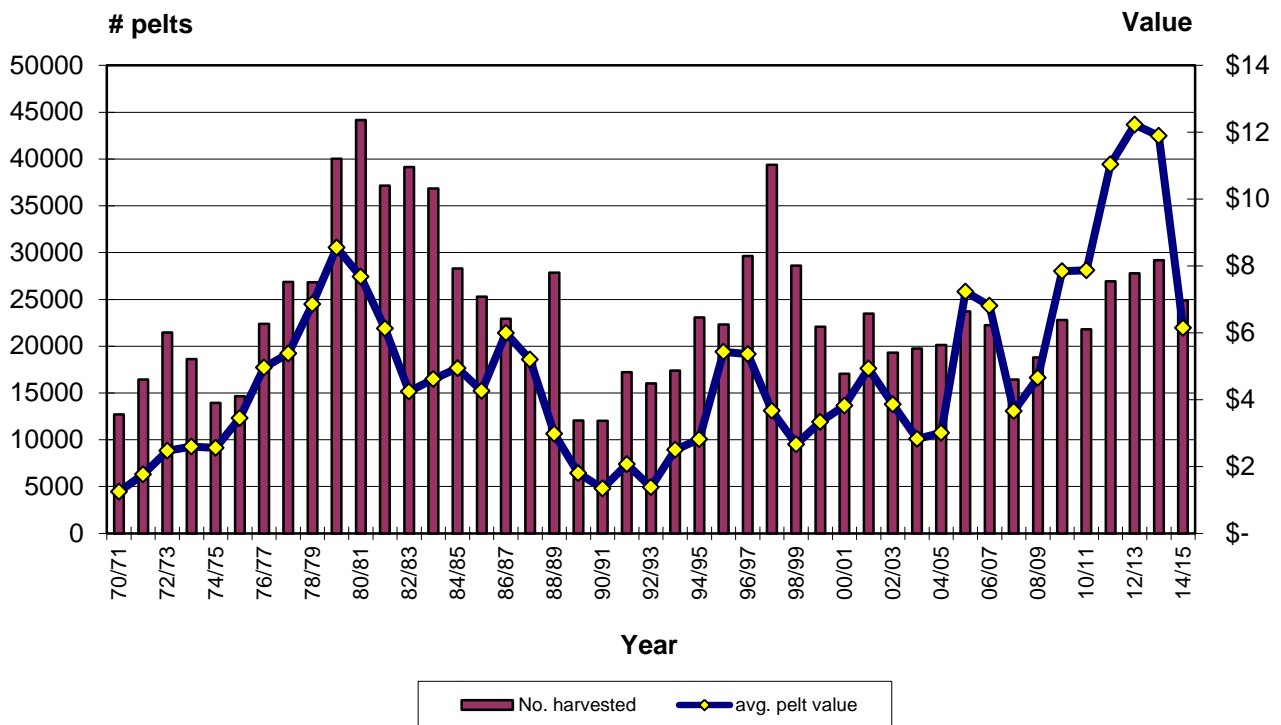
BEAVER HARVEST AND PELT VALUES NEW BRUNSWICK 1970/71 - 2014/15



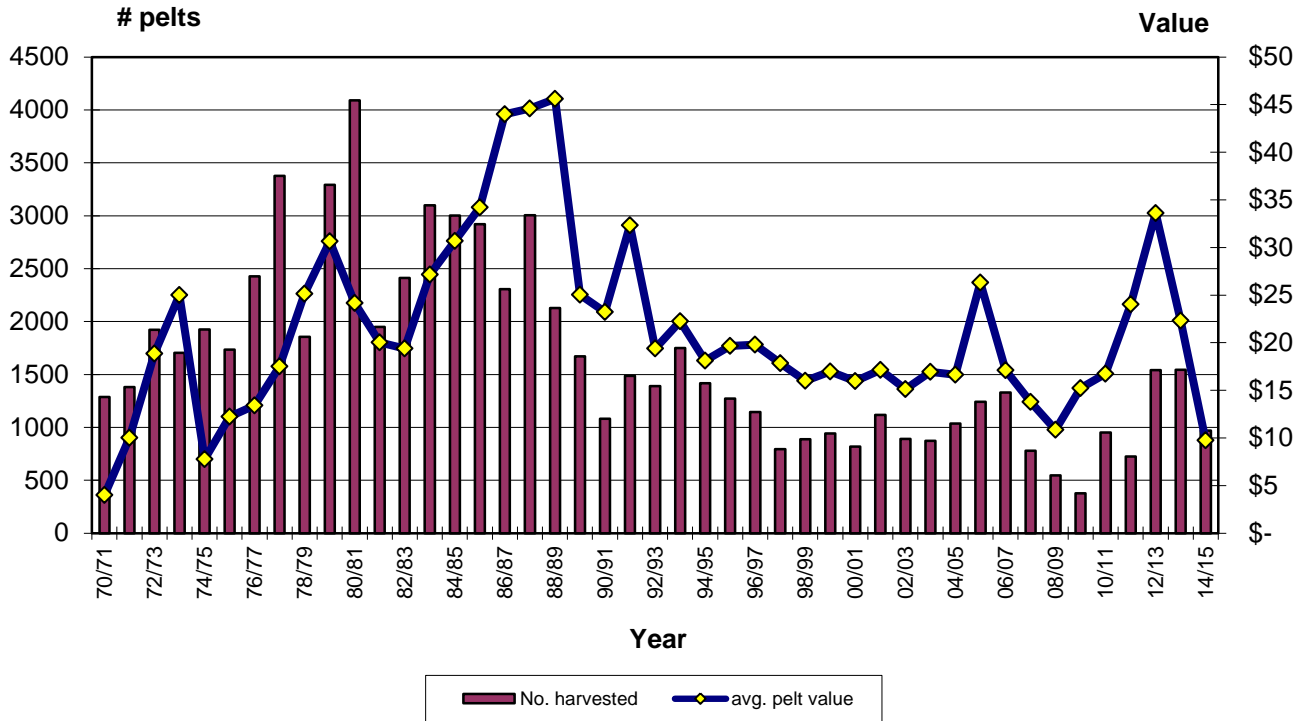
OTTER HARVEST AND PELT VALUES NEW BRUNSWICK 1970/71 - 2014/15



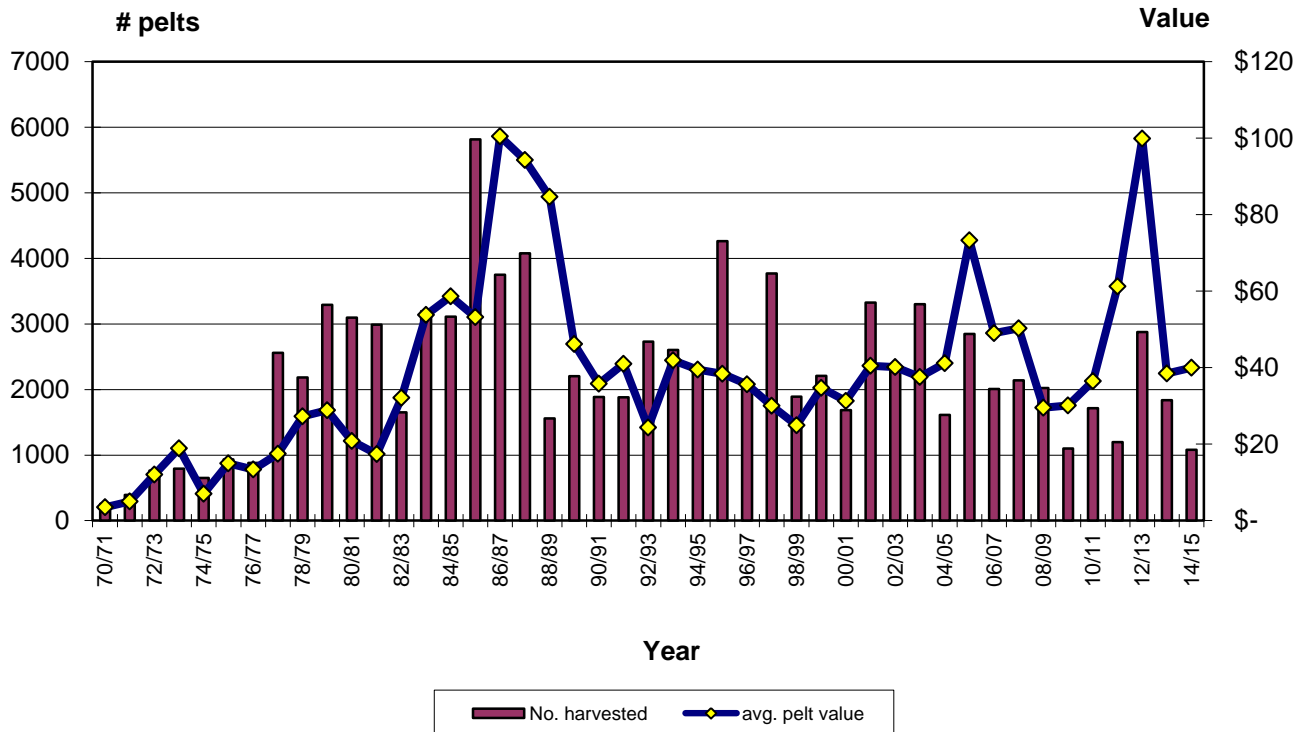
MUSKRAT HARVEST AND PELT VALUES NEW BRUNSWICK 1970/71 - 2014/15



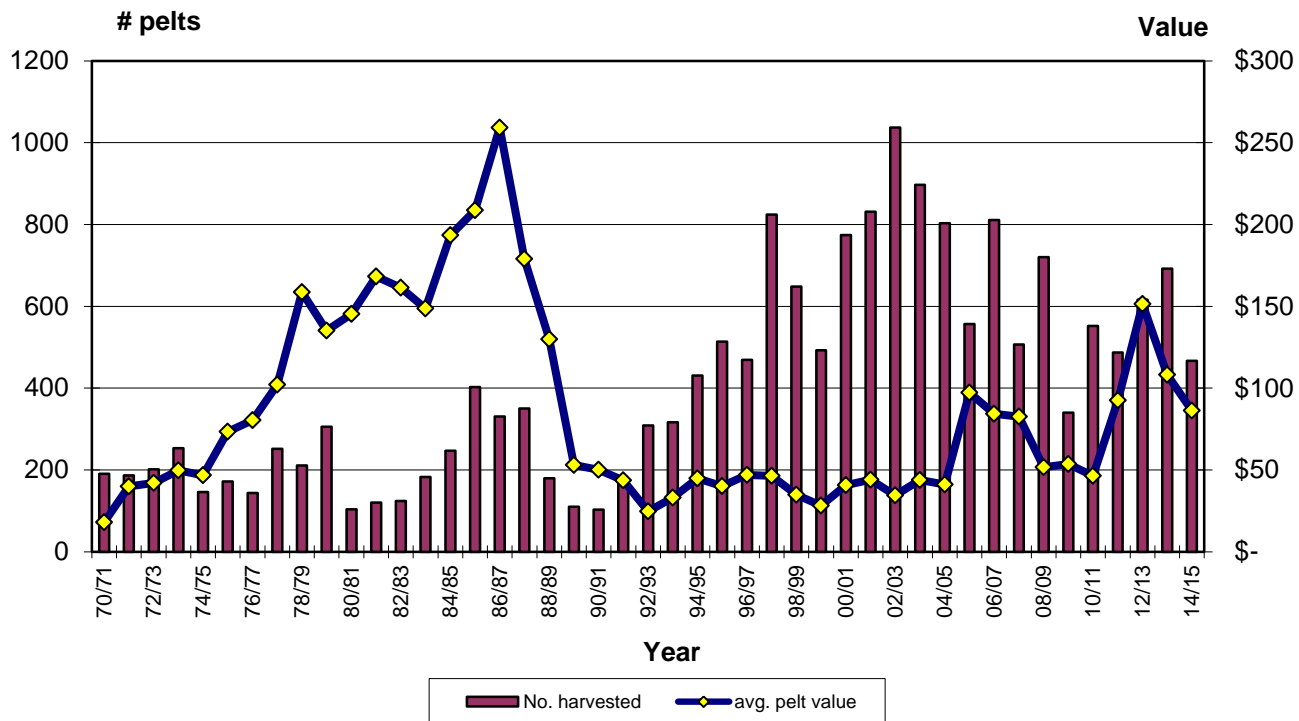
MINK HARVEST AND PELT VALUES NEW BRUNSWICK 1970/71 - 2014/15



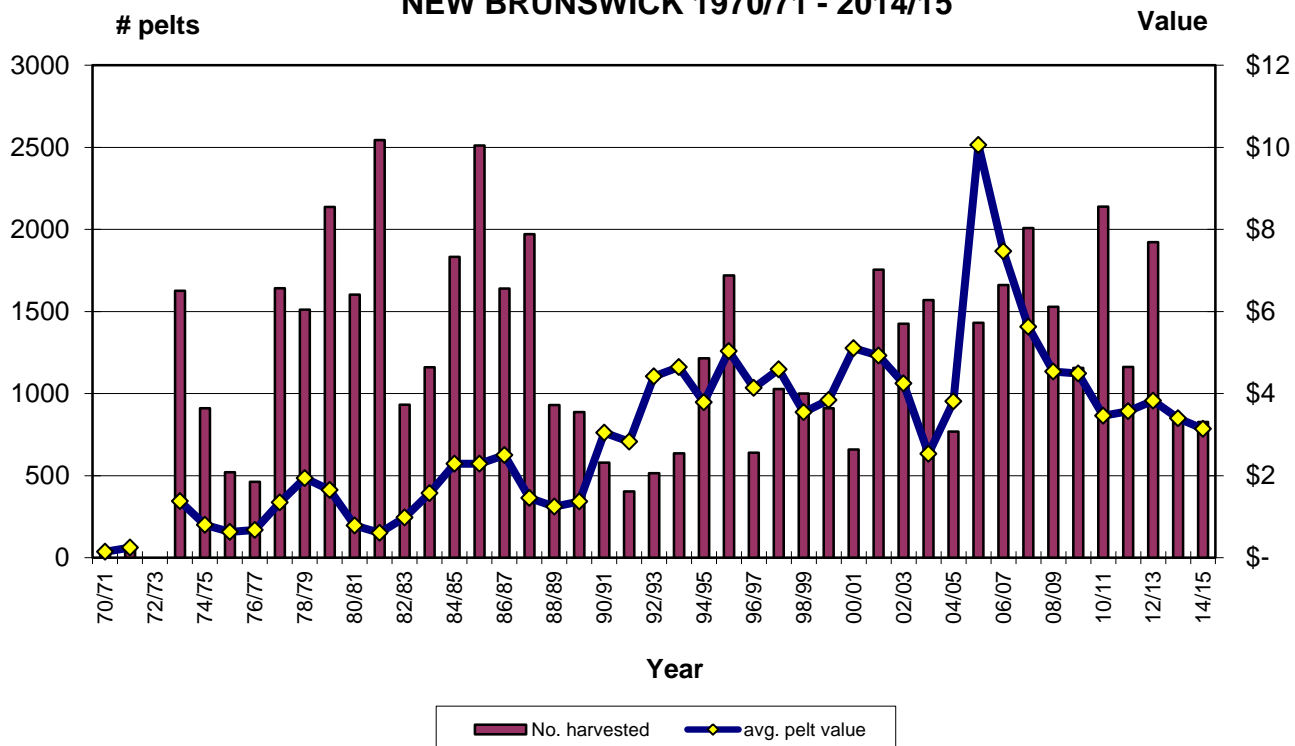
MARTEN HARVEST AND PELT VALUES NEW BRUNSWICK 1970/71 - 2014/15



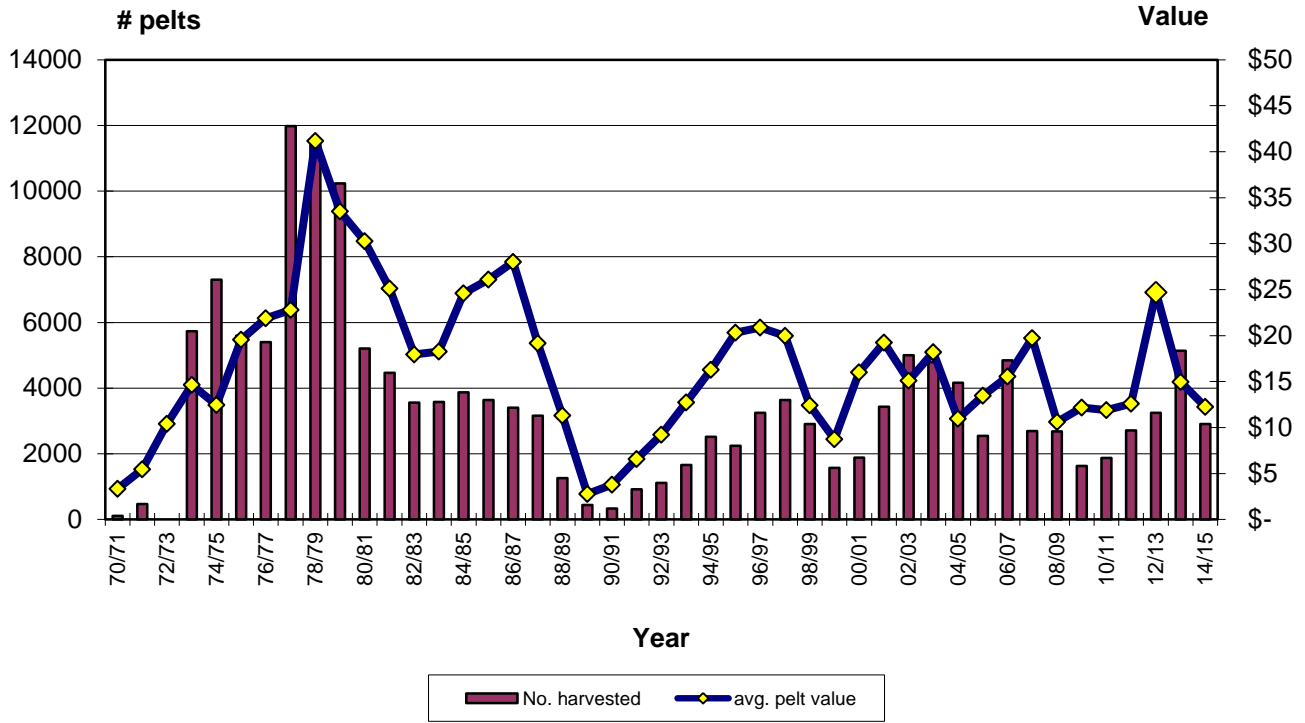
FISHER HARVEST AND PELT VALUES NEW BRUNSWICK 1970/71 - 2014/15



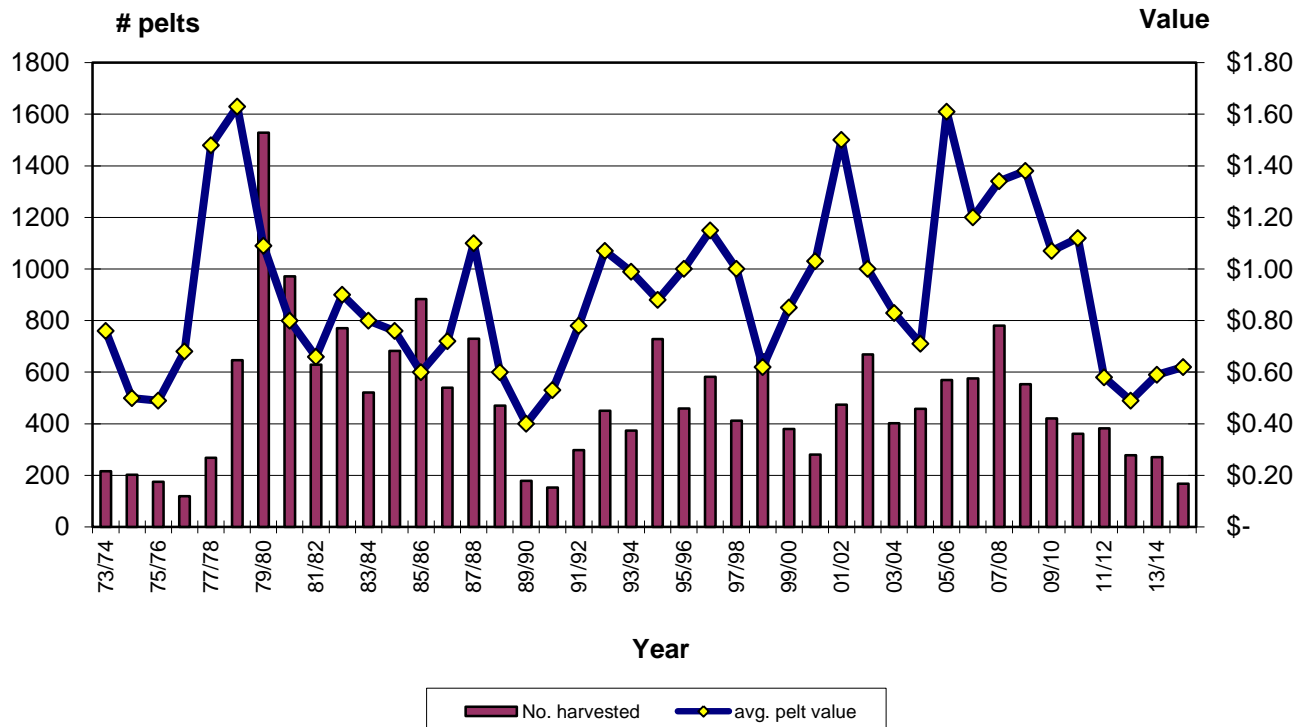
WEASEL HARVEST AND PELT VALUES NEW BRUNSWICK 1970/71 - 2014/15



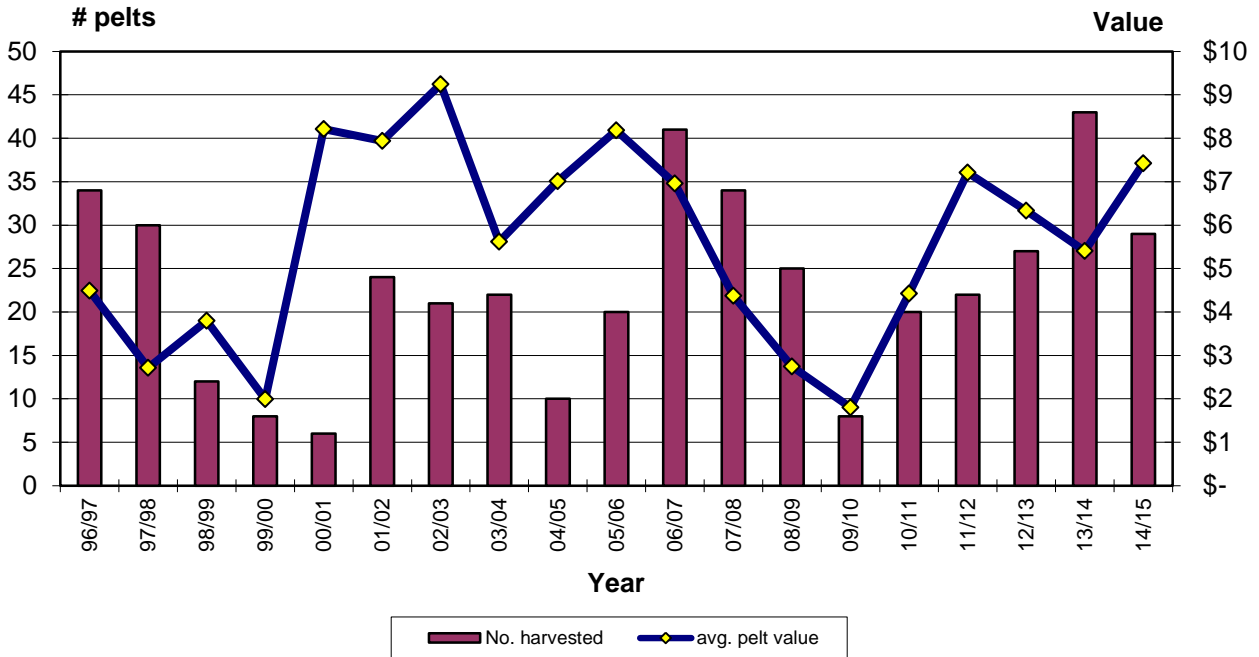
RACCOON HARVEST AND PELT VALUES NEW BRUNSWICK 1970/71 - 2014/15



SQUIRREL HARVEST AND PELT VALUES NEW BRUNSWICK 1970/71 - 2014/15



SKUNK HARVEST AND PELT VALUES NEW BRUNSWICK 1996/97 - 2014/15



Bobcat, Otter, and Marten Harvest by Wildlife Management Zone - 2013/14 and 2014/15

WMZ	OTTER		MARTEN		BOBCAT	
	2013/2014	2014/2015	2013/2014	2014/2015	2013/2014	2014/2015
1	4	3	11	17	0	0
2	14	7	71	40	0	0
3	18	8	82	105	0	0
4	30	7	120	85	0	0
5	47	13	107	33	0	0
6	11	8	74	49	0	0
7	40	12	198	68	0	0
8	41	26	267	88	0	0
9	2	6	12	16	0	0
10	7	9	64	40	13	5
11	13	17	44	26	8	7
12	38	10	163	97	10	6
13	23	7	107	78	18	8
14	17	7	0	1	10	7
15	52	41	5	144	19	12
16	64	35	239	69	33	19
17	32	22	89	26	14	13
18	13	18	1	0	14	14
19	12	5	0	0	12	15
20	99	68	2	0	56	40
21	21	35	1	0	16	15
22	9	19	0	0	28	13
23	22	15	0	0	20	18
24	7	10	0	0	20	22
25	14	15	0	0	17	16
27	0	1	0	0	0	0
Unk	95	22	175	100	32	36
Total	745	446	1832	1082	340	266

2015-2016 FUR HARVESTING SEASONS

Zones	Species	Season	Open	Close
1 to 27	Rabbit ¹	Hunting, Snaring	Oct. 1	Feb. 29
	Squirrel	Hunting	Oct. 1	Feb. 29
		Trapping	Oct. 31	Feb. 29
	Raccoon	Hunting with hounds	Aug. 3	Dec. 31
		Hunting, Trapping (Restraint only) ²	Oct. 1	Dec. 31
		Trapping	Oct. 31	Dec. 31
	Weasel	Trapping	Oct. 31	Feb. 29
Skunk	Hunting	Oct. 1	Dec. 31	
Spring Muskrat	Trapping	Mar. 26	May 15	
1 to 26 ³	Coyote, Fox	Hunting, Trapping	Oct. 1	Feb. 29
		Snaring	Nov. 14	Feb. 29
1 to 25 ⁴	Bobcat ⁵	Trapping, Snaring, Hunting	Nov. 14	Feb. 29
1 to 13, 15 to 17, 20	Marten, Fisher, Skunk	Trapping	Nov. 28	Dec. 12
14, 18, 19, 21 to 27	Fisher, Skunk	Trapping	Nov. 28	Dec. 19
1 to 12	Otter	Trapping, Snaring	Oct. 24	Jan. 31
	Beaver	Trapping	Oct. 24	Jan. 31
	Bearver	Snaring	Oct. 24	Feb. 29
	Muskrat (fall), Mink	Trapping	Oct. 24	Feb. 29
13 to 27	Otter	Trapping, Snaring	Oct. 31	Jan. 31
	Beaver	Trapping	Oct. 31	Jan. 31
	Bearver	Snaring	Oct. 31	Feb. 29
	Muskrat (fall), Mink	Trapping	Oct. 31	Feb. 29

1 When hunting snowshoe hare (rabbit) under a Fur Harvester's License, the bag limit is 10 daily, 20 in possession (there is no limit when trapping or snaring)

2 It is illegal to use killing traps for raccoons prior to October 25th

3 No quota issued for bobcat harvest in Zones 1-6, 9, 26 and 27

4 It is illegal to use killing traps (i.e. body-gripping traps) for bobcat after December 31st