



















Week 4: Practice English at Home

Grades 6-8

Beginner (A1/A2) Level of English Language

This is **Week 4**. You can find **Week 1**, **Week 2**, and **Week 3** at

https://www2.gnb.ca/content/gnb/en/departments/education/learning_at_home.html

| | Reading and Viewing  | Writing and Representing  | Speaking and Listening  | | | | | |
|--|--|---|---|-----------------|----------|-----------|---|--|
| <p>Monday</p> <p>1. Read this paragraph:</p> <p>I eat three meals  every day.</p> <p>I eat breakfast when I wake up.  </p> <p>I eat lunch at 12 pm.  </p> <p>I eat supper at 6 pm  . Some people call this meal dinner.</p> <p>On Saturday and Sunday,  I eat lunch at home.</p> <p>On school days,  I eat lunch at school.</p> <p>I bring my lunch  to school in a lunch box.</p> <p>I like to eat healthy  foods so I have energy.</p> <p>My favourite food is enchiladas.  </p> <p>2. Use your “New Words” notebook.</p>  <p>3. Draw two new boxes in the notebook:</p> <table border="1" data-bbox="344 1495 604 1642"> <tr> <td colspan="2">Word:</td> </tr> <tr> <td>What it means:</td> <td>In my language:</td> </tr> <tr> <td>Picture:</td> <td>Sentence:</td> </tr> </table> <p>4. Fill in the boxes with two new words from the paragraph.</p> <p>If you have the Internet and a device  , you can also watch a video about lunch:</p> <ol style="list-style-type: none"> Go to www.uniteforliteracy.com. Search “lunch” to find the story “What’s for lunch?” by Gwen Lawrence. | Word: | | What it means: | In my language: | Picture: | Sentence: | <p>Use your “Learning English” notebook.</p>  <p>Write today’s date.</p> <p>Write the title “Lunch”.</p> <p>Complete these sentences:</p> <ol style="list-style-type: none"> My favourite food is _____. I would like to eat _____ for lunch. I would like to drink _____ with my lunch. _____ will make my lunch. (<i>Will you make your lunch? Or, will a parent or other family member make your lunch?</i>)  | <p>Talk with your family in English.</p> <ul style="list-style-type: none"> Ask them, “<i>What did you have for lunch?</i>” Listen. Then, tell them what you had for lunch: “<i>For lunch, I had _____.</i>” Ask them, “<i>What is your favourite food?</i>” Listen. Then, tell them your favourite food: “<i>My favourite food is _____.</i>”  <p>Are your favourite foods the same?</p>  |
| Word: | | | | | | | | |
| What it means: | In my language: | | | | | | | |
| Picture: | Sentence: | | | | | | | |

Reading and Viewing



Writing and Representing




Speaking and Listening



Tuesday



1. Read this paragraph about cooking:

My father  is the best cook  in my family. 


He cooks every day. 

We help my father.

My sister grates  the carrots. 

I peel  the potatoes. 

My mom chops  the onions. 

We eat together. 


2. Open your “New Words” notebook.



3. Draw two new boxes in the notebook.

| | |
|----------------|-----------------|
| Word: | |
| What it means: | In my language: |
| Picture: | Sentence: |

4. Fill in the boxes with two new words from the paragraph.

If you have the Internet and a device , you can listen you can listen to a story called “Cooking”.

[\(https://storybookscanada.ca/stories/en/0067/\)](https://storybookscanada.ca/stories/en/0067/)



Use your **Learning English** notebook.



Write today’s date.

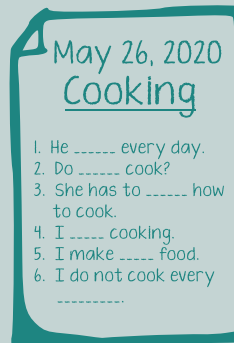
Write the title “Cooking”.



Use these words to complete the sentences. Copy the sentences in your notebook.

| | | |
|-------|------|-------|
| cooks | good | learn |
| like | day | you |

1. He _____ every day.
2. Do ____ cook?
3. She has to _____ how to cook.
4. I _____ cooking.
5. I make _____ food.
6. I do not cook every _____.



Talk with your family in English.

Tell them about the story “Cooking”.

Read them the sentences you wrote.

Ask them, “Do you like to cook?”

Tell them what you think: “I like (or I don’t like) to cook.”



Reading and Viewing



Writing and Representing




Speaking and Listening



Wednesday

Watch 10 minutes of TV in English. The Weather Network is a good choice.



Listen for two new words.

Open your “**New Words**” notebook.



Draw two new boxes in the notebook.

| | |
|----------------|-----------------|
| Word: | |
| What it means: | In my language: |
| Picture: | Sentence: |

Fill in the boxes with two new words.



Use your **Learning English** notebook.



Write today’s date.

Write the title of the TV show you watched today.

Pick one part from the show that you liked.

Write about it.

Use your senses  to help you write what you liked.

Complete these sentences:

1. I saw _____.
2. I heard _____.
3. I felt _____.



Talk with your family in English.

Tell them about the TV show you watched. “I watched a TV show called _____. It was _____.”

Tell them about the part that you liked. “One of the best parts was _____.”

Tell them something you didn’t like. “I didn’t like _____.”

Read them the sentences from your notebook.



Reading and Viewing




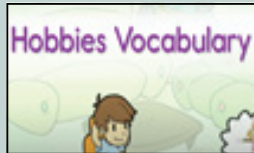
Hobbies are things we like to do when we have **free time**.



Read the list of hobbies after the calendar. Read it out loud twice.

x2

If you have Internet and a device , you can watch this video for help: <http://www.viewpure.com/X6Rm5J1wu2c?start=0&end=0>



Open your **“New Words”** notebook.



Draw three new boxes in the notebook.

| | |
|----------------|-----------------|
| Word: | |
| What it means: | In my language: |
| Picture: | Sentence: |

Fill in the boxes with three new words about **hobbies**.

Writing and Representing

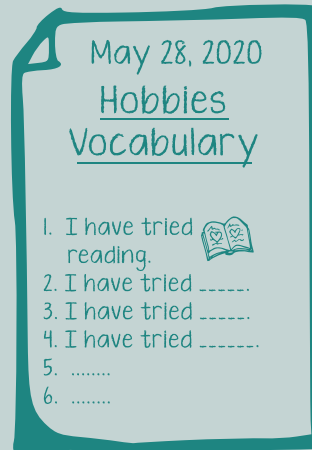


Find a picture of your family.

Use your **Learning English** notebook.

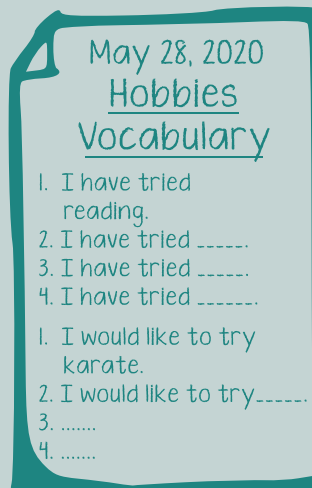


- Write today’s date.
- Write the title “Hobbies Vocabulary”.
- List three hobbies that you have tried.
- Draw a picture beside each hobby.



List three hobbies you want to try:

1. I would like to try karate.
2. I would like to try
3. I would like to try



Speaking and Listening



Talk to your family in English.

Tell them about hobbies: “Hobbies are things we like to do for fun.”

Read your **list of hobbies** to them.

Tell them about your favourite hobby: “My favourite hobby is”

Tell them a hobby you want to try: “I would like to try”

Ask them about their hobbies: “What is your favourite hobby?”



Thursday

Reading and Viewing



Read a book in any language. Read for **15 minutes**.

If you don't have a book, you can find one here: <https://globalstorybooks.net/>

Read the book again to a family member.

Or,

Tell a family member about the book.



Open your **"New Words"** notebook.



Draw one new box in the notebook.

| | |
|----------------|-----------------|
| Word: | |
| What it means: | In my language: |
| Picture: | Sentence: |

Fill in the box with the new word.

Friday

Writing and Representing



Use your **Learning English** notebook.



Write today's date.

Write the title of the book you read today.

Complete these sentences:

1. Today, I read _____.
2. This book is about _____.
3. I _____ the book. (Fill in **liked** or **didn't like**).

Draw a picture of something that happened in the book.

Write two sentences under the picture



Speaking and Listening



Listen to a song in English.



Try to sing **with** the song.

Tell your family about this song.

Tell them the way the song **made you feel**.

Use these words to help you:

| | |
|---------|--|
| sad | |
| happy | |
| excited | |
| lonely | |
| calm | |

"The song made me feel _____."



Hobbies

1. Baking



9. Playing the piano



2. Playing baseball



10. Playing



3. Cooking



11. Reading



4. Dancing



12. Playing soccer



5. Drawing



13. Swimming



6. Gymnastics



14. Watching TV



7. Doing karate



15. Playing video games



8. Listening to music

