

Week 6: Practice English at Home

Grades K–5

Beginner (A1/A2) Level of English Language

This is Week 6. You can find Week 1 to Week 5 at

www2.gnb.ca/content/gnb/en/departments/education/learning_at_home.html

Reading and Viewing



1. Read the short story “Weather”:

I live in New Brunswick.

The weather changes a lot in New Brunswick.

Sometimes it is sunny.

Sometimes it rains.

Sometimes it snows.

Sometimes it is windy.

It is warm in the spring.



It is hot in the summer.



It is chilly in the fall.



It is cold in the winter.



2. Find two new words.

3. Write them on your letter list.

	Word	Picture	Translation
A	apple		آبَا
B	ball		球
C			

4. Read the story again to your family.

5. If you have the Internet and a device , you can watch this short story here: youtu.be/z_M9Yk0RZ9M

Writing and Representing



Start a **new** letter list for this week. Try to write a word for every letter from A to Z. For example, a-ask, b-brown, and c-chilly.

	Word	Picture	Translation
A	ask		물어보기
B	brown		भूरा
C	chilly		حار

Draw a picture or write the word in your language.



Speaking and Listening



Talk with your family in English.

- Read them the story about “Weather”.
- Tell them your favourite kind of weather: “I like the weather to be ____ (hot, cold, chilly, warm, or windy). This is my favourite because _____.”
- Ask your family, “What is your favourite kind of weather?”



- Listen to their answers.
- Do you and your family like the **same** weather?
- Ask them about other kinds of weather: “Are there other kinds of weather?”

They can answer in any language.



Monday










Reading and Viewing



There are many types of weather.



Here is a list of words about weather. Try to read the words:


It is sunny.	It is raining.
	
It is windy.	It is cloudy.
	
It is icy.	It is snowing.
	
It is foggy.	It is chilly.
	
It is cold.	
	

What is your **least** favourite weather? This means the weather you really do not like.



Why is it your least favourite?



If you have Internet and a device , you can read a story about weather.

1. Go to www.uniteforliteracy.com.
2. Search  "Weather" to find the story "Weather" by Ann Francis.
3. Read the story.

Writing and Representing



Find a piece of paper.



Write the title "Weather".



Copy the sentences from the Reading and Viewing activity.



Can you write three more words for three more kinds of weather? You can write in English or another language.



Draw a picture beside each type of weather.

SNOW 

Next, write about the weather today.

Use these sentences for help:

"I live in _____."

Today, the weather is _____."

Speaking and Listening



Talk with your family in English.

- Read your weather sentences to your family.
- Play a game. Act out a type of weather.



- Ask your family to guess what you are acting out:

- "Is it snowing?"
- "Is it windy?"
- "Is it hot?"

- Do this five or more times! Ask your family to act so you can guess!




Reading and Viewing






Watch ten minutes of television in English. The Weather Network is a good choice.





Listen  for two new words.

Write them on your letter list.

	Word	Picture	Translation
A	ask		물어보기
B	brown		भूरा
C	chilly		حار

Tell your family what you watched:
 “I watched _____. It was about _____.
 It was good (or not good) because _____.”

Think about  Did you see some places  in the TV show?




A place is somewhere you can go.



Writing and Representing



Find a piece of paper.



Write the title “Places”.









Write a list of places you know.

Write in English if you can. If you don't know the English word, write in another language.

Draw a picture of the places beside the word.



You can use these places for help:

This is a school.	
This is a house.	
This is an airport.	
This is a library.	
This is a kitchen.	
This is a bathroom.	

Speaking and Listening



Talk with your family in English.

- Tell them what you know about **places**: “A place is somewhere you go.”
- Read them your list.




- Ask if they know other places: “Do you know other places for my list?”
- Tell them your favourite place: “My favourite place is _____. I love this place because _____.”
- Ask them about their favourite place: “What is your favourite place?”



Reading and Viewing



Find a new piece of paper.



Copy these sentences on your paper:

1. There are four seasons in a year.



2. The seasons are spring, summer, fall and winter.

3. Spring is warm.



4. Summer is hot.



5. Fall is cool.



6. Winter is cold.



Try to read these sentences out loud.



Read them twice.

If you have Internet and a device, you can listen to the sentences here: youtu.be/M81zqo3Z7Jk



Writing and Representing



Here are some words about seasons:

Spring Warm Flowers Sunny Rainboots	Summer Hot Beach Sandals Sunglasses
Fall Chilly Leaves Sweater	Winter Cold Snow Snowman Scarf

- Write new words on your letter list for this week.
- Find a new piece of paper.

Write these sentences.

- Spring is _____.
- I see _____ in spring.
- Summer is _____.
- I go to the _____ in the summer.
- Fall is _____.
- I wear a _____ in Fall.
- Winter is _____.
- I want to build a _____ in the winter.

Complete the sentences using these words:

Word Bank:

warm	snowman	hot
chilly	sweater	cold
beach	flowers	

3. Write the word for each season:

- Winter
- Spring
- Summer
- Fall

Draw a picture beside each one.

Speaking and Listening



Talk with your family in English.

- Tell them the names of the four seasons in New Brunswick: "The four seasons in New Brunswick are _____."
- Tell them your favourite season: "My favourite season is _____ because _____."
- Ask them, "What is your favourite season?"

If you have Internet and a device, you can watch this video on seasons: www.youtube.com/watch?v=owppk-GHPTU



Watch the video twice.



Watch it again. Stop the video after each word.



Say the words out loud.



Reading and Viewing



Read a book in any language.

You can read a book that is in your home.

Or, you can find a book online here: globalstorybooks.net/



Find two new words.

Write them on your letter list.

	Word	Picture	Translation
A	ask	?	물어보기
B	brown	●	भूरा
C	chilly	⊖*	حار


Read the story again to your family.



Writing and Representing



Find a piece of paper.



Write the title "New Brunswick".



Write what you know about New Brunswick.

You can write in English or another language.

You can use these sentences to help you:

1. New Brunswick is in _____.
2. New Brunswick is a _____ province.
3. It is _____ in New Brunswick.
4. Now, weather in New Brunswick is _____.
5. In winter, weather in New Brunswick is _____.

Use these words to help you:

cold	⊖
Canada	🇨🇦
small	👤 ↓ 👤
hot	⊕
spring	☂️ ☁️🌧️ 🌸

Speaking and Listening

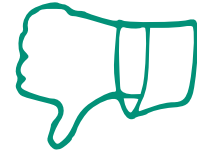


Talk with your family in English.

- Talk about the story you read: "I read a story called _____. It was about _____."
- Ask them if they liked the story: "Did you like the story?"
- If they say "Yes," ask them, "What did you like about the story?"



- If they say "No," ask them, "Why didn't you like the story?"



- Tell them what you liked in the story. "I liked _____."
- Tell them what you did not like in the story. "I didn't like _____."

