


WALKING TO THE BUS STOP

- (Walk on the left side of the road facing traffic.



- 😊 If there are no sidewalks, walk on the left side of the road, facing traffic. Remember that the paved portion is for vehicles.

AT THE BUS STOP



😊 Wait quietly without pushing or shoving, and remember that accidents happen unintentionally.

- 😊 When you see the bus coming, quietly form a line. Remember not to push. Be courteous.
- 😊 If you must cross the roadway, make sure the bus is completely stopped and wait for the driver to give you the **go-ahead signal** before you cross.

BOARDING THE BUS


😊 Line up in a single file. BE COURTEOUS.

😊 Make sure the bus is completely stopped before trying to get on.

😊 Get on the bus quickly and carefully. Remember GO DIRECTLY TO YOUR SEAT.



ON THE BUS



- ☺ Obey the driver.
- ☺ Always walk.
- ☺ Go directly to your seat.
- ☺ Keep books or parcels on your lap or under the seat.
- ☺ Talk quietly.
- ☺ Try not to disturb the driver.

OFF THE BUS




BE COURTEOUS

😊 Stay in your seat until the bus has stopped.



ALWAYS WALK


😊 Walk when leaving the bus.



PAY ATTENTION

😊 Always follow the bus driver's instructions.

CROSSING THE ROADWAY



- (Take 5 giant steps along the front of the bus, pass the crossing arm and stop.
- (Look both ways, then look up at the driver.
- (Wait for the driver to signal you to cross the road.
- (Walk smartly across the road - REMEMBER to always walk.
- (Always cross in front of the bus - NEVER behind the bus.

IN CASE OF EMERGENCY

- 😊 Stay calm.
- 😊 Follow the bus driver's instructions.
- 😊 Leave the bus through the door or emergency exits. BE COURTEOUS.
- 😊 Gather off the road away from the bus and the traffic.

School Bus **Basic RULES**

New Brunswick
Department of Education - Pupils Transportation

- ➔ Obey the driver
- ➔ Respect others
- ➔ Remain seated
- ➔ Keep aisle clear
- ➔ Talk quietly



Violation will result in disciplinary action

School Bus SAFETY GUIDELINES



1. Obey the driver promptly.
2. Avoid any unnecessary conversation with the driver while the bus is in motion.
3. **Respect the driver and fellow passengers.**
4. Arrive on time and stand away from the roadway while waiting for the school bus.
5. Wait until the bus comes to a complete stop before moving to get on.
6. When crossing the road, wait for the driver's signal and always cross at least 3 metres in front of the bus. NEVER CROSS BEHIND THE BUS.
7. Always keep a safe distance around the school bus.
8. Go directly to your seat; allow others to sit with you. **Remain seated.**
9. Sit facing forward, with your belongings on your lap or under the seat. **Keep the aisle clear.**
10. Obtain approval of the driver to open windows or emergency door. Nothing must hang out or be thrown out of the windows of the bus.
11. **Talk quietly.** Silence is required when approaching a railway crossing.
12. Eating and drinking are not allowed on the bus. Use of tobacco is forbidden.
13. Neither pets nor large objects are allowed on the bus.
14. Anyone who intentionally damages the bus will be held responsible.
15. Dress according to weather conditions. For safety reasons, avoid drawstrings or loose objects on clothing and backpacks.

Pupil Transportation is a privilege - follow the rules
Violation may result in disciplinary action and possible loss of transportation