

SCHOOL YEAR 2021-2022



Summary Statistics

Prepared by:
Policy & Planning Division
Department of Education and Early
Childhood Development

April 2022

New Brunswick
Nouveau Brunswick

Summary Statistics

School Year 2021-2022

Prepared by

Policy & Planning Division

**Department of Education and
Early Childhood Development**

April 2022

Table of Contents

Summary	1
Number of Schools, Enrolment, Educators and Pupil/Educator Ratio, September 30, 2021 Table 1	3
<hr/>	
Schools	5
Schools by District and Level of Instruction, September 30, 2021 Table 2	7
Summary of Schools by Level and Language of Instruction, September 30, 2021 Table 3	7
<hr/>	
Enrolment	9
Enrolment by School District by Grade, September 30, 2021 Table 4	11
Enrolment by School District by Age, September 30, 2021 Table 6	12
Enrolment by Grade and Age, September 30, 2021 Table 7	13
Enrolment by School District and Language of Instruction, September 30, 2021 Table 8	14
Enrolment in French Immersion by School District by Grade, September 30, 2021 Table 9	15
<hr/>	
Classes	17
Number of Classes by School District and Grade: Kindergarten to Grade 8, September 30, 2021 Table 10	19
Number of French Immersion Classes by School District and Grade: Kindergarten to Grade 8, September 30, 2021 Table 10a	20
Number of English only Classes by School District and Grade: Kindergarten to Grade 8, September 30, 2021 Table 10b	21
Number of Combined Classes by School District and Grade Combination, September 30, 2021 Table 11	22
Number of French Immersion Combined Classes by School District and Grade Combination, September 30, 2021 Table 11a	23
Number of English only Combined Classes by School District and Grade Combination, September 30, 2021 Table 11b	24
Average Class Size by School District and Grade Level, September 30, 2021 Table 12	25

Educators, Professional and Non-Educational Support Staff	27
Full-Time Equivalent Educators by School District and Position, September 30, 2021 Table 13	29
Full-Time Equivalent Support Staff by Linguistic Sector and Position, September 30, 2021 Table 14	30
<hr/>	
Graduates	31
Number of High School Graduates, School Year 2020-2021 Table 15	33
<hr/>	
Selected Comparisons	37
Number of Schools by District and Year, September 30, 2009 to September 30, 2021 Table 16	39
Enrolment by School District and Year, September 30, 2011 to September 30, 2021 Table 17	40
Enrolment in French Immersion by School District and Year, September 30, 2011 to September 30, 2021 Table 17a	41
Enrolment by Grade and Year, September 30, 2003 to September 30, 2021 Table 18	42
Enrolment in French Immersion by Grade and Year, September 30, 2007 to September 30, 2021 Table 18a	45
Combined Classes by School District and Year, September 30, 2011 to September 30, 2021 Table 19	46
Educators and Pupil/Educator Ratio by School District and Year, September 30, 2014 to September 30, 2021 Table 20	47
<hr/>	
Statistical Information by School	49
Enrolment and School Level Educators, September 30, 2021 Table 21	51
Enrolment by School by Grade, September 30, 2021 Table 22	60
Enrolment in French Immersion by School by Grade, September 30, 2021 Table 23	69
<hr/>	
Dropouts	75
Dropouts and Enrolment by School District for Grades 7 - 12, September 30, 2019 to September 30, 2020 Table 24	77

Table 1. Number of Schools, Enrolment, Educators and Pupil/Educator Ratio, September 30, 2021

School District	Number of Schools	Pupil Enrolment	Educators¹	Pupil/Educator Ratio
Anglophone Districts				
Anglophone East School District	38	16,766	1,261.3	13.3
Anglophone North School District	29	7,306	701.3	10.4
Anglophone South School District	69	22,998	1,747.7	13.2
Anglophone West School District	69	22,915	1,777.5	12.9
Francophone Districts				
District scolaire francophone Nord-Est	34	8,725	723.9	12.1
District scolaire francophone Nord-Ouest	18	5,002	428.0	11.7
District scolaire francophone Sud	37	15,535	1,188.4	13.1
Anglophone	205	69,985	5,487.7	12.8
Francophone	89	29,262	2,340.3	12.5
Province	294	99,247	7,828.0	12.7

¹ Educators are employees who deliver educational and/or pupil personnel services in a professional capacity. Excludes positions vacant on September 30, 2021.

Schools

Table 7. Enrollment numbers under Federal of States, Page of 14 years, as of September 2002

Year	2000	2001	2002	2003	2004	2005	2006	2007	2008	2009	2010	2011	2012	2013	2014	2015	2016	2017	2018	2019	2020	
...

Table 8. Enrollment by School District, Age and Grade, September 30, 2002

School District	Age	Grade	Enrollment
...

3,290	3,387	3,417	3,484	2,793
51.6	51.9	51.8	51.9	51.3
3,182	3,231	3,231	2,656	48.7
48.2	48.1	48.1	48.7	1,210
1,497	1,466	1,466	1,153	51.2
52.1	50.0	50.0	48.8	48.7
1,379	1,468	1,468	4,003	48.7
47.9	50.0	50.0	51.2	48.7
4,914	4,950	4,950	3,800	48.7
51.9	51.3	51.3	48.7	48.7
4,561	4,699	4,699	48.7	48.7
48.7	48.1	48.7	48.7	48.7

Table 2. Schools by District and Level of Instruction, September 30, 2021¹

School District	K-5	K-8	K-12	6-8	6-12	9-12	Total
Anglophone Districts							
Anglophone East School District	14	13	2	3	1	5	38
Anglophone North School District	9	9	1	3	2	5	29
Anglophone South School District	38	7	2	10	3	9	69
Anglophone West School District	32	9	6	9	5	8	69
Francophone Districts							
District scolaire francophone Nord-Est	4	21	1	2	-	6	34
District scolaire francophone Nord-Ouest	-	13	2	-	2	1	18
District scolaire francophone Sud	8	16	5	3	1	4	37
Anglophone	93	38	11	25	11	27	205
Francophone	12	50	8	5	3	11	89
Province	105	88	19	30	14	38	294

Table 3. Summary of Schools by Level and Language of Instruction, September 30, 2021¹

Anglophone Districts			Francophone Districts	
Level	English	English and Immersion	Level	Schools
K-5	59	83	K-8	78
6-8	26	59		
9-12	13	36	9-12	22

¹ Please note that each school is counted only once in Table 2. However, in Table 3, a school can be counted in more than one category. For example: a school with grade level K-12 is counted three times in Table 3; once in the K-5 category, once in the 6-8 category, and once in the 9-12 category. That same K-12 school is only counted once in Table 2 in the K-12 category.

Enrolment

Table 7. Enrolment numbers under Federal Education, Page 14 of 14, as at 30 September 2002

Year	2000	2001	2002
Total	1,497	1,468	1,210
Primary	52.1	50.0	51.2
Secondary	1,379	1,468	1,158
Tertiary	47.9	50.0	48.8
Other	8	4.914	4.950
Non-English speaking background	3	51.9	51.3
Aboriginal and Torres Strait Islander	609	4,561	4,699
Other	48.7	48.1	48.7

Table 8. Enrolment by School District, Age and Gender, September 30, 2002

School District	Total	Male	Female
Adelaide	1,497	750	747
Adelaide Hills	1,468	735	733
Barossa	47.9	24.5	23.4
Barker	8	4	4
Bassendean	4.914	2.5	2.4
Bassendean Hills	3	2	1
Bassendean North	51.9	26.5	25.4
Bassendean South	4,561	2,300	2,261
Bassendean West	48.7	24.5	24.2

Table 9. Enrolment by School District, Age and Gender, September 30, 2002

School District	Total	Male	Female
Adelaide	3,290	1,645	1,645
Adelaide Hills	3,387	1,693	1,694
Barossa	51.8	26.5	25.3
Barker	51.9	26.5	25.4
Bassendean	3,231	1,615	1,616
Bassendean Hills	48.2	24.5	23.7
Bassendean North	48.1	24.5	23.6
Bassendean South	1,466	733	733
Bassendean West	1,210	605	605

Table 4. Enrolment by School District by Grade, September 30, 2021

School District	Total	Grade												Previous Graduates	
		K	1	2	3	4	5	6	7	8	9	10	11		12
Anglophone Districts															
Anglophone East School District	16,766	1,135	1,138	1,285	1,223	1,280	1,259	1,316	1,371	1,350	1,404	1,280	1,398	1,318	9
Anglophone North School District	7,306	453	480	508	492	482	501	502	489	504	712	695	740	735	13
Anglophone South School District	22,998	1,548	1,562	1,702	1,631	1,740	1,748	1,741	1,789	1,838	1,934	1,839	1,971	1,932	23
Anglophone West School District	22,915	1,566	1,618	1,759	1,716	1,648	1,705	1,823	1,795	1,833	1,855	1,824	1,894	1,861	18
Francophone Districts															
District scolaire francophone Nord-Est	8,725	604	571	669	618	655	671	699	713	757	704	724	648	685	7
District scolaire francophone Nord-Ouest	5,002	318	350	358	353	376	386	424	387	439	405	383	436	384	3
District scolaire francophone Sud	15,535	1,205	1,196	1,270	1,313	1,244	1,258	1,206	1,232	1,267	1,154	1,152	1,014	1,015	9
Anglophone	69,985	4,702	4,798	5,254	5,062	5,150	5,213	5,382	5,444	5,525	5,905	5,638	6,003	5,846	63
Francophone	29,262	2,127	2,117	2,297	2,284	2,275	2,315	2,329	2,332	2,463	2,263	2,259	2,098	2,084	19
Province	99,247	6,829	6,915	7,551	7,346	7,425	7,528	7,711	7,776	7,988	8,168	7,897	8,101	7,930	82

Table 6. Enrolment by School District by Age, September 30, 2021

School District	Age as of September 30, 2021																		Total
	4 yrs & less	5	6	7	8	9	10	11	12	13	14	15	16	17	18	19	20	21 yrs & over	
Anglophone Districts																			
Anglophone East School District	251	1,088	1,179	1,277	1,233	1,310	1,281	1,306	1,351	1,334	1,324	1,275	1,323	1,053	152	22	6	1	16,766
Anglophone North School District	98	447	482	496	476	511	473	509	476	573	648	662	667	579	164	34	8	3	7,306
Anglophone South School District	296	1,550	1,610	1,665	1,653	1,711	1,730	1,730	1,874	1,771	1,870	1,812	1,747	1,491	325	93	39	31	22,998
Anglophone West School District	334	1,526	1,681	1,738	1,685	1,699	1,705	1,837	1,782	1,854	1,741	1,826	1,781	1,466	189	51	19	1	22,915
Francophone Districts																			
District scolaire francophone Nord-Est	126	600	593	654	620	640	689	713	720	734	672	677	681	537	53	14	2	-	8,725
District scolaire francophone Nord-Ouest	81	322	337	363	333	382	410	415	384	437	375	384	410	313	44	9	2	1	5,002
District scolaire francophone Sud	267	1,201	1,259	1,253	1,271	1,241	1,255	1,204	1,247	1,240	1,144	1,113	992	758	70	14	6	-	15,535
Anglophone	979	4,611	4,952	5,176	5,047	5,231	5,189	5,382	5,483	5,532	5,583	5,575	5,518	4,589	830	200	72	36	69,985
Francophone	474	2,123	2,189	2,270	2,224	2,263	2,354	2,332	2,351	2,411	2,191	2,174	2,083	1,608	167	37	10	1	29,262
Province	1,453	6,734	7,141	7,446	7,271	7,494	7,543	7,714	7,834	7,943	7,774	7,749	7,601	6,197	997	237	82	37	99,247

Table 7. Enrolment by Grade and Age, September 30, 2021

Age on Sept. 30	Grade												Prev.		
	K	1	2	3	4	5	6	7	8	9	10	11	12	Grads	Total
4 yrs & less	1,453	-	-	-	-	-	-	-	-	-	-	-	-	-	1,453
5 yrs	5,292	1,442	-	-	-	-	-	-	-	-	-	-	-	-	6,734
6 yrs	83	5,397	1,661	-	-	-	-	-	-	-	-	-	-	-	7,141
7 yrs	1	74	5,779	1,592	-	-	-	-	-	-	-	-	-	-	7,446
8 yrs	-	2	111	5,625	1,533	-	-	-	-	-	-	-	-	-	7,271
9 yrs	-	-	-	128	5,743	1,622	1	-	-	-	-	-	-	-	7,494
10 yrs	-	-	-	1	145	5,787	1,609	1	-	-	-	-	-	-	7,543
11 yrs	-	-	-	-	4	118	5,916	1,671	5	-	-	-	-	-	7,714
12 yrs	-	-	-	-	-	1	181	5,949	1,701	2	-	-	-	-	7,834
13 yrs	-	-	-	-	-	-	4	152	6,074	1,708	5	-	-	-	7,943
14 yrs	-	-	-	-	-	-	-	3	203	6,005	1,558	5	-	-	7,774
15 yrs	-	-	-	-	-	-	-	-	5	427	5,767	1,547	3	-	7,749
16 yrs	-	-	-	-	-	-	-	-	-	23	498	5,682	1,398	-	7,601
17 yrs	-	-	-	-	-	-	-	-	-	3	57	688	5,440	9	6,197
18 yrs	-	-	-	-	-	-	-	-	-	-	9	120	822	46	997
19 yrs	-	-	-	-	-	-	-	-	-	-	1	36	183	17	237
20 yrs	-	-	-	-	-	-	-	-	-	-	1	12	63	6	82
21 yrs & over	-	-	-	-	-	-	-	-	-	-	1	11	21	4	37
Total	6,829	6,915	7,551	7,346	7,425	7,528	7,711	7,776	7,988	8,168	7,897	8,101	7,930	82	99,247

**Table 8. Enrolment by School District and Language of Instruction,
September 30, 2021**

School District	English	French	French Immersion	Total
Anglophone Districts				
Anglophone East School District	9,003	-	7,763	16,766
Anglophone North School District	5,182	-	2,124	7,306
Anglophone South School District	15,601	-	7,397	22,998
Anglophone West School District	15,409	-	7,506	22,915
Francophone Districts				
District scolaire francophone Nord-Est	-	8,725	-	8,725
District scolaire francophone Nord-Ouest	-	5,002	-	5,002
District scolaire francophone Sud	-	15,535	-	15,535
Anglophone	45,195	-	24,790	69,985
Francophone	-	29,262	-	29,262
Province	45,195	29,262	24,790	99,247

Table 9. Enrolment in French Immersion by School District by Grade, September 30, 2021

School District	Total	Grade											
		1	2	3	4	5	6	7	8	9	10	11	12
Anglophone Districts													
Anglophone East School District	7,763	663	656	612	596	536	788	796	731	698	551	564	572
Anglophone North School District	2,124	213	225	191	185	179	191	198	178	175	166	114	109
Anglophone South School District	7,397	516	505	448	457	362	794	826	833	753	722	622	559
Anglophone West School District	7,506	679	673	647	595	560	717	692	717	652	553	540	481
Total	24,790	2,071	2,059	1,898	1,833	1,637	2,490	2,512	2,459	2,278	1,992	1,840	1,721

Table 10. Number of Classes by School District and Grade: Kindergarten to Grade 8, September 30, 2021

School District	Total	Grade									Combined Classes
		K	1	2	3	4	5	6	7	8	
Anglophone Districts											
Anglophone East School District	574	57	58	67	46	47	56	56	45	52	90
Anglophone North School District	245	25	24	25	19	15	23	16	14	18	66
Anglophone South School District	766	80	75	83	65	61	75	74	68	73	112
Anglophone West School District	800	82	82	94	70	62	74	76	67	76	117
Francophone Districts											
District scolaire francophone Nord-Est	322	40	31	37	29	29	29	32	33	33	29
District scolaire francophone Nord-Ouest	188	19	20	20	19	18	18	17	19	20	18
District scolaire francophone Sud	541	72	70	71	57	51	51	49	49	50	21
Anglophone	2,385	244	239	269	200	185	228	222	194	219	385
Francophone	1,051	131	121	128	105	98	98	98	101	103	68
Province	3,436	375	360	397	305	283	326	320	295	322	453

**Table 10a. Number of French Immersion Classes by School District and Grade:
Kindergarten to Grade 8, September 30, 2021**

School District	Total	Grade									Combined Classes
		K	1	2	3	4	5	6	7	8	
Anglophone Districts											
Anglophone East School District	267	-	39	37	24	23	24	35	28	27	30
Anglophone North School District	85	-	12	11	9	7	8	5	5	7	21
Anglophone South School District	241	-	33	29	19	16	16	36	34	35	23
Anglophone West School District	270	-	40	40	27	21	24	32	28	31	27
Total	863	-	124	117	79	67	72	108	95	100	101

**Table 10b. Number of English only Classes by School District and Grade:
Kindergarten to Grade 8, September 30, 2021**

School District	Total	Grade									Combined Classes
		K	1	2	3	4	5	6	7	8	
Anglophone Districts											
Anglophone East School District	307	57	19	30	22	24	32	21	17	25	60
Anglophone North School District	163	25	12	14	10	8	15	11	9	14	45
Anglophone South School District	525	80	42	54	46	45	59	38	34	38	89
Anglophone West School District	530	82	42	54	43	41	50	44	39	45	90
Total	1,525	244	115	152	121	118	156	114	99	122	284

Table 11. Number of Combined Classes by School District and Grade Combination, September 30, 2021

School District	Total	Combined Class Grade Groupings											
		K-1	K-1-2	K-2-4	1-2	2-3	3-4	3-4-5	4-5	5-6	6-7	6-7-8	7-8
Anglophone Districts													
Anglophone East School District	90	12	-	-	12	10	15	-	10	-	10	7	14
Anglophone North School District	66	5	1	-	10	4	12	1	9	2	11	1	10
Anglophone South School District	112	16	3	1	20	11	22	1	17	-	10	1	10
Anglophone West School District	117	17	4	-	14	15	17	1	21	-	16	-	12
Francophone Districts													
District scolaire francophone Nord-Est	29	2	-	-	5	3	4	1	3	4	-	1	6
District scolaire francophone Nord-Ouest	18	-	1	-	3	2	4	-	-	4	2	-	2
District scolaire francophone Sud	21	1	1	-	-	1	2	-	7	3	1	-	5
Anglophone	385	50	8	1	56	40	66	3	57	2	47	9	46
Francophone	68	3	2	-	8	6	10	1	10	11	3	1	13
Province	453	53	10	1	64	46	76	4	67	13	50	10	59

Table 11a. Number of French Immersion Combined Classes by School District and Grade Combination, September 30, 2021

School District	Total	Combined Class Grade Groupings							
		1-2	2-3	3-4	4-5	5-6	6-7	6-7-8	7-8
Anglophone Districts									
Anglophone East School District	30	-	4	5	5	-	4	4	8
Anglophone North School District	21	4	1	3	3	1	5	-	4
Anglophone South School District	23	-	2	7	5	-	4	-	5
Anglophone West School District	27	-	4	5	9	-	5	-	4
Total	101	4	11	20	22	1	18	4	21

Table 11b. Number of English only Combined Classes by School District and Grade Combination, September 30, 2021

School District	Total	Combined Class Grade Groupings											
		K-1	K-1-2	K-2-4	1-2	2-3	3-4	3-4-5	4-5	5-6	6-7	6-7-8	7-8
Anglophone Districts													
Anglophone East School District	60	12	-	-	12	6	10	-	5	-	6	3	6
Anglophone North School District	45	5	1	-	6	3	9	1	6	1	6	1	6
Anglophone South School District	89	16	3	1	20	9	15	1	12	-	6	1	5
Anglophone West School District	90	17	4	-	14	11	12	1	12	-	11	-	8
Total	284	50	8	1	52	29	46	3	35	1	29	5	25

Table 12. Average Class Size by School District and Grade Level, September 30, 2021

School District	Average Class Size	
	K	1-8
Anglophone Districts		
Anglophone East School District	18.0	21.3
Anglophone North School District	16.6	19.9
Anglophone South School District	18.0	21.7
Anglophone West School District	17.2	20.9
Francophone Districts		
District scolaire francophone Nord-Est	14.8	20.0
District scolaire francophone Nord-Ouest	16.3	19.3
District scolaire francophone Sud	16.5	22.4
Anglophone	17.6	21.2
Francophone	16.0	21.1
Province	17.0	21.1

Educators, Professional and Non-Educational Support Staff

Table 7. Effect numbers under Family Effect, Page of 14 rows, as of 30 September 2002

Effect	1	2	3	4	5	6	7	8	9	10	11	12	13	14	15	16	17	18	19	20
Effect 1	100	100	100	100	100	100	100	100	100	100	100	100	100	100	100	100	100	100	100	100
Effect 2	100	100	100	100	100	100	100	100	100	100	100	100	100	100	100	100	100	100	100	100
Effect 3	100	100	100	100	100	100	100	100	100	100	100	100	100	100	100	100	100	100	100	100
Effect 4	100	100	100	100	100	100	100	100	100	100	100	100	100	100	100	100	100	100	100	100
Effect 5	100	100	100	100	100	100	100	100	100	100	100	100	100	100	100	100	100	100	100	100
Effect 6	100	100	100	100	100	100	100	100	100	100	100	100	100	100	100	100	100	100	100	100
Effect 7	100	100	100	100	100	100	100	100	100	100	100	100	100	100	100	100	100	100	100	100
Effect 8	100	100	100	100	100	100	100	100	100	100	100	100	100	100	100	100	100	100	100	100
Effect 9	100	100	100	100	100	100	100	100	100	100	100	100	100	100	100	100	100	100	100	100
Effect 10	100	100	100	100	100	100	100	100	100	100	100	100	100	100	100	100	100	100	100	100
Effect 11	100	100	100	100	100	100	100	100	100	100	100	100	100	100	100	100	100	100	100	100
Effect 12	100	100	100	100	100	100	100	100	100	100	100	100	100	100	100	100	100	100	100	100
Effect 13	100	100	100	100	100	100	100	100	100	100	100	100	100	100	100	100	100	100	100	100
Effect 14	100	100	100	100	100	100	100	100	100	100	100	100	100	100	100	100	100	100	100	100
Effect 15	100	100	100	100	100	100	100	100	100	100	100	100	100	100	100	100	100	100	100	100
Effect 16	100	100	100	100	100	100	100	100	100	100	100	100	100	100	100	100	100	100	100	100
Effect 17	100	100	100	100	100	100	100	100	100	100	100	100	100	100	100	100	100	100	100	100
Effect 18	100	100	100	100	100	100	100	100	100	100	100	100	100	100	100	100	100	100	100	100
Effect 19	100	100	100	100	100	100	100	100	100	100	100	100	100	100	100	100	100	100	100	100
Effect 20	100	100	100	100	100	100	100	100	100	100	100	100	100	100	100	100	100	100	100	100

Table 8. Enrollment by School District, Age and Grade, September 30, 2002

School District	Age	Grade	Enrollment
1	1	1	100
1	1	2	100
1	1	3	100
1	1	4	100
1	1	5	100
1	1	6	100
1	1	7	100
1	1	8	100
1	1	9	100
1	1	10	100
1	1	11	100
1	1	12	100
1	2	1	100
1	2	2	100
1	2	3	100
1	2	4	100
1	2	5	100
1	2	6	100
1	2	7	100
1	2	8	100
1	2	9	100
1	2	10	100
1	2	11	100
1	2	12	100
1	3	1	100
1	3	2	100
1	3	3	100
1	3	4	100
1	3	5	100
1	3	6	100
1	3	7	100
1	3	8	100
1	3	9	100
1	3	10	100
1	3	11	100
1	3	12	100
1	4	1	100
1	4	2	100
1	4	3	100
1	4	4	100
1	4	5	100
1	4	6	100
1	4	7	100
1	4	8	100
1	4	9	100
1	4	10	100
1	4	11	100
1	4	12	100
1	5	1	100
1	5	2	100
1	5	3	100
1	5	4	100
1	5	5	100
1	5	6	100
1	5	7	100
1	5	8	100
1	5	9	100
1	5	10	100
1	5	11	100
1	5	12	100
1	6	1	100
1	6	2	100
1	6	3	100
1	6	4	100
1	6	5	100
1	6	6	100
1	6	7	100
1	6	8	100
1	6	9	100
1	6	10	100
1	6	11	100
1	6	12	100
1	7	1	100
1	7	2	100
1	7	3	100
1	7	4	100
1	7	5	100
1	7	6	100
1	7	7	100
1	7	8	100
1	7	9	100
1	7	10	100
1	7	11	100
1	7	12	100
1	8	1	100
1	8	2	100
1	8	3	100
1	8	4	100
1	8	5	100
1	8	6	100
1	8	7	100
1	8	8	100
1	8	9	100
1	8	10	100
1	8	11	100
1	8	12	100
1	9	1	100
1	9	2	100
1	9	3	100
1	9	4	100
1	9	5	100
1	9	6	100
1	9	7	100
1	9	8	100
1	9	9	100
1	9	10	100
1	9	11	100
1	9	12	100
1	10	1	100
1	10	2	100
1	10	3	100
1	10	4	100
1	10	5	100
1	10	6	100
1	10	7	100
1	10	8	100
1	10	9	100
1	10	10	100
1	10	11	100
1	10	12	100
1	11	1	100
1	11	2	100
1	11	3	100
1	11	4	100
1	11	5	100
1	11	6	100
1	11	7	100
1	11	8	100
1	11	9	100
1	11	10	100
1	11	11	100
1	11	12	100
1	12	1	100
1	12	2	100
1	12	3	100
1	12	4	100
1	12	5	100
1	12	6	100
1	12	7	100
1	12	8	100
1	12	9	100
1	12	10	100
1	12	11	100
1	12	12	100

13	14	15	16	17	18
3,290	3,387	3,417	3,484	2,793	94
51.6	51.8	51.9	51.9	51.3	65
3,182	3,231	2,656	48.7	48.7	5
48.2	48.1	48.7	1,497	1,466	1,210
52.1	50.0	51.2	1,379	1,468	1,153
47.9	50.0	48.8	4,914	4,950	4,003
51.9	51.3	51.2	4,561	4,699	3,803
48.7	48.1	48.7	48.7	48.7	48

Table 13. Full-Time Equivalent Educators by School District and Position, September 30, 2021

	Total	Anglophone East School District	Anglophone North School District	Anglophone South School District	Anglophone West School District	Total Anglophone	District scolaire francophone Nord-Est	District scolaire francophone Nord-Ouest	District scolaire francophone Sud	Total Francophone
Educational Support Teachers	660.4	105.0	47.2	146.0	121.7	419.9	74.7	34.7	131.2	240.5
Guidance Counsellors	194.1	46.2	23.3	44.1	50.4	164.0	10.8	3.6	15.8	30.1
Other Classroom Teachers	111.2	13.5	22.9	30.2	38.0	104.5	6.7	-	-	6.7
Other special needs (e.g. Visual Impaired)	25.0	-	-	-	-	-	11.0	4.0	10.0	25.0
Regular Teachers	5,863.9	958.5	453.7	1,330.8	1,376.5	4,119.5	532.3	317.4	894.7	1,744.4
School Administration	414.5	70.6	32.3	93.8	92.8	289.5	36.3	22.3	66.4	125.0
Total Classroom Teachers •	7,269.0	1,193.7	579.3	1,644.9	1,679.5	5,097.3	671.8	381.9	1,118.1	2,171.7
Other Educational Staff	437.0	46.6	105.0	74.8	68.0	294.4	42.2	43.1	57.4	142.6
Teacher Librarian	-	-	-	-	-	-	-	-	-	0.0
Total teachers (classroom teachers and other teachers)	7,706.0	1,240.3	684.3	1,719.7	1,747.5	5,391.7	713.9	425.0	1,175.4	2,314.3
Director of Curriculum and Instruction	4.0	1.0	1.0	1.0	1.0	4.0	-	-	-	0.0
Director of Education Support Services	8.0	1.0	1.0	1.0	1.0	4.0	2.0	1.0	1.0	4.0
Director of Schools	15.0	2.0	2.0	3.0	3.0	10.0	1.0	1.0	3.0	5.0
Other district-based educators	7.0	2.0	2.0	2.0	1.0	7.0	-	-	-	0.0
Subject Coordinators	77.0	13.0	9.0	19.0	22.0	63.0	6.0	-	8.0	14.0
Superintendent	7.0	1.0	1.0	1.0	1.0	4.0	1.0	1.0	1.0	3.0
Supervisors of Data and Accountability	4.0	1.0	1.0	1.0	1.0	4.0	-	-	-	0.0
Total Educators (classroom teachers, other teachers and educators)	7,828.0	1,261.3	701.3	1,747.7	1,777.5	5,487.7	723.9	428.0	1,188.4	2,340.3

	Anglophone	Francophone	Total
Total Classroom Teachers •	5,097.3	2,171.7	7,269.0
Total Teachers	5,391.7	2,314.3	7,706.0
Total Educators	5,487.7	2,340.3	7,828.0

• Classroom teachers are defined as regular classroom teachers, French Immersion teachers, second language teachers, trades specialists, music and art specialists, physical education specialists, resource and methods teachers, principals and vice principals, guidance counsellors, and other classroom teachers.

Table 14. Full-Time Equivalent Support Staff by Linguistic Sector and Position, September 30, 2021

	Anglophone Districts				Francophone Districts			Anglophone	Francophone	Province
	ASD-E	ASD-N	ASD-S	ASD-W	DSF-NE	DSF-NO	DSF-S			
Administrative and Educational Support (1 FTE = 36.25 hours/week)										
District Administrative Support	23.4	19.0	31.5	31.0	23.3	11.0	30.0	104.9	64.3	169.2
Educational Assistant (1 FTE = 30 hours/week)	596.0	343.0	807.0	677.0	244.0	145.0	468.0	2,423.0	857.0	3,280.0
School Administrative Assistant	55.1	28.3	85.8	92.0	39.1	23.9	45.2	261.1	108.2	369.3
School Intervention Worker (1 FTE = 30 hours/week)	6.0	10.0	35.0	-	38.0	3.0	41.0	51.0	82.0	133.0
School Library Assistant	19.7	10.9	15.7	26.1	18.8	11.5	29.3	72.4	59.6	132.0
School-Based Clerk	-	-	-	1.0	-	-	-	1.0	-	1.0
Speech Therapy Assistant	2.5	0.8	6.1	5.0	1.0	2.0	4.0	14.4	7.0	21.4
Student Attendant	16.0	4.5	21.8	8.5	1.6	2.5	-	50.7	4.1	54.9
Subtotal	718.7	416.4	1,002.8	840.7	365.7	198.9	617.5	2,978.6	1,182.1	4,160.7
Management and non-union (1 FTE = 36.25 hours/week)										
Director of Communications/Communication Officer	1.0	1.0	1.0	1.0	-	-	1.0	4.0	1.0	5.0
Director of Finance and Administrative Services	1.0	1.0	1.0	1.0	1.0	1.0	1.0	4.0	3.0	7.0
Director of Human Resources	1.0	1.0	1.0	1.0	1.0	1.0	1.0	4.0	3.0	7.0
District Alignment Champion / Improvement Facilitator	-	-	-	-	6.0	1.0	1.0	-	8.0	8.0
Executive Assistant to Superintendent	1.0	1.0	1.0	1.0	1.0	1.0	1.0	4.0	3.0	7.0
Human Resources Officer	3.0	3.0	6.0	5.0	4.0	2.0	5.0	17.0	11.0	28.0
Occupational Health & Wellness Coordinator	1.0	1.0	1.0	1.0	-	-	-	4.0	-	4.0
Subtotal	8.0	8.0	11.0	10.0	13.0	6.0	10.0	37.0	29.0	66.0
Public Service Alliance of Canada (1 FTE = 36.25 hours/week)										
Assistant Budget and Accounting Manager	2.0	1.0	2.0	2.0	2.0	1.0	2.0	7.0	5.0	12.0
Assistant Facilities Manager	3.0	1.5	3.0	3.0	1.0	-	2.0	10.5	3.0	13.5
Assistant Transportation Manager	2.0	1.5	3.0	4.0	2.0	1.0	3.0	10.5	6.0	16.5
Budget and Accounting Manager	1.0	1.0	1.0	1.0	1.0	1.0	1.0	4.0	3.0	7.0
Community Engagement Coordinator	2.0	1.0	1.0	1.0	1.0	1.0	1.0	5.0	3.0	8.0
Community School Coordinator	4.0	3.0	12.0	5.0	22.2	18.0	29.0	24.0	69.2	93.2
Experiential Learning Coordinator	1.0	1.0	1.0	-	-	-	-	3.0	-	3.0
Facilities Manager	1.0	1.0	1.0	1.0	1.0	1.0	1.0	4.0	3.0	7.0
Information Technology Services (Senior staff has been added to the sector total)	15.0	14.0	26.0	24.0	17.0	8.0	21.0	83.0	46.0	129.0
Transportation Manager	1.0	1.0	1.0	1.0	1.0	1.0	1.0	4.0	3.0	7.0
Subtotal	32.0	26.0	51.0	42.0	48.2	32.0	61.0	155.0	141.2	296.2
General Labour, Trades & Services (1 FTE = 40 hours/week)										
Building Maintenance Foreperson	1.0	-	-	4.0	-	-	1.0	5.0	1.0	6.0
Bus Driver	94.0	129.6	231.0	254.0	106.0	61.0	184.0	708.6	351.0	1,059.6
Custodial Foreperson	1.0	-	2.0	2.0	-	-	-	5.0	-	5.0
Custodian	143.6	108.8	236.7	149.4	132.1	70.0	145.9	638.6	348.0	986.6
Maintenance Repairworker	17.0	16.0	46.5	28.5	18.0	7.0	17.0	108.0	42.0	150.0
Other General Labour, Trades & Services	-	-	3.0	-	-	-	-	3.0	-	3.0
Power Engineer	3.0	2.0	2.0	-	2.0	-	-	7.0	2.0	9.0
School Plant Superintendent	-	1.0	6.0	-	-	-	-	7.0	-	7.0
Subtotal	259.6	257.4	527.2	437.9	258.1	138.0	347.9	1,482.1	744.0	2,226.1
Professional Support Group (1 FTE = 36.25 hours/week)										
Behavior Intervention Mentor	30.0	7.0	16.0	16.0	12.0	14.6	15.0	69.0	41.6	110.6
Resident in Psychology	-	-	5.0	-	-	-	-	5.0	-	5.0
School Psychologist	9.0	1.0	-	6.8	4.0	2.8	13.0	16.8	19.8	36.6
School Psychometrist	-	0.4	-	-	1.0	-	-	0.4	1.0	1.4
School Social Worker	7.0	9.0	5.0	7.0	12.0	5.0	13.0	28.0	30.0	58.0
Speech Language Pathologist and Audiology	10.0	9.1	15.2	15.9	10.9	6.2	13.2	50.2	30.3	80.5
Subtotal	56.0	26.5	41.2	45.7	39.9	28.6	54.2	169.4	122.7	292.1
Other Educational Support (1 FTE = 36.25 hours/week)										
Other	9.0	-	1.0	29.0	30.0	14.0	48.0	39.0	92.0	131.0
Subtotal	9.0	-	1.0	29.0	30.0	14.0	48.0	39.0	92.0	131.0
Total - Support Staff	1,083.4	734.4	1,634.1	1,405.3	754.9	417.5	1,138.7	4,861.1	2,311.0	7,172.1

Graduates

Table 7. Small numbers under Florida's Status, Page of 14 years, as of September 30, 2002

Age	11	12	13	14	15	16	17	18	19	20
11	266	272	279	251	260	240	265	205	56	18
12	249	287	279	261	252	229	260	204	27	11
13	307	313	338	313	355	327	283	113	42	19
14	79	318	297	261	293	331	277	42	82	2
15	268	233	272	280	280	251	207	42	113	2
16	256	254	256	319	318	318	273	47	89	2
17	321	344	317	314	351	256	242	50	50	2
18	272	272	287	275	294	207	207	47	89	2
19	289	287	275	207	207	207	207	47	89	2

Table 8. Enrollment by School District, Age and Grade, September 30, 2002

School District	11	12	13	14	15	16	17	18	
Alachua	1,497	1,466	1,210	52.1	50.0	51.2	1,379	1,468	1,153
Alford	47.9	50.0	48.8	8	4,914	4,950	4,003	3	51.2
Alsea	609	4,561	4,699	3,803	48.7	48.1	48.7	48	48
Alsea	48.7	48.1	48.7	48	48.7	48.1	48.7	48	48

Table 9. Enrollment by School District, Age and Grade, September 30, 2002

School District	13	14	15	16	17	18
Alachua	3,290	3,387	3,417	3,484	2,793	94
Alford	51.6	51.9	51.3	51.3	51.3	65
Alsea	3,182	3,231	2,656	48.7	48.7	48
Alsea	48.2	48.1	48.7	48	48.7	48

Table 15. Number of High School Graduates, School Year 2020-2021***Anglophone High Schools**

School District	School Number and Name	Total	Males	Females
Anglophone East School District	1569 Bernice MacNaughton High School	180	87	93
	1702 Caledonia Regional High School	27	15	12
	1517 Harrison Trimble High School	206	99	107
	1610 J.M.A. Armstrong/Salisbury Middle School	67	33	34
	1539 Moncton High School	276	138	138
	1604 Petitcodiac Regional School	39	20	19
	1570 Riverview High School	248	145	103
	1411 Tantramar Regional High School	89	43	46
Anglophone North School District	4201 Bathurst High School	106	45	61
	0843 Blackville School	26	15	11
	4055 Bonar Law Memorial School	59	35	24
	3615 Dalhousie Regional High School	41	19	22
	1020 James M. Hill Memorial High School	113	60	53
	0811 Miramichi Valley High School	122	53	69
	0825 North & South Esk Regional High School	27	12	15
	3823 Sugarloaf Senior High School	41	19	22
Anglophone South School District	1945 Belleisle Regional High School	34	13	21
	2301 Campobello Island Consolidated School	13	6	7
	2111 Fundy Middle and High School	85	36	49
	2201 Grand Manan Community School	20	8	12
	1947 Hampton High School	116	43	73
	2060 Harbour View High School	161	93	68
	1941 Kennebecasis Valley High School	226	118	108
	1928 Rothesay High School	130	60	70
	2043 Saint John High School	204	80	124
	2047 Simonds High School	146	80	66
	2310 Sir James Dunn Academy	27	18	9
	2051 St. Malachy's Memorial High School	186	86	100
	2338 St. Stephen High School	95	51	44
	1818 Sussex Regional High School	137	69	68
Anglophone West School District	2412 Cambridge-Narrows Community School	13	11	2
	2803 Canterbury High School	12	5	7
	3018 Carleton North High School	91	42	49
	0910 Central New Brunswick Academy	31	17	14
	2413 Chipman Forest Avenue School	28	13	15
	2635 Fredericton High School	405	204	201
	2909 Hartland Community School	40	18	22
	2705 Harvey High School	31	14	17
	5001 John Caldwell School	38	22	16
	2640 Leo Hayes High School	376	201	175
	2704 McAdam High School	6	3	3
	2407 Minto Memorial High School	22	10	12
	2801 Nackawic Senior High School	51	25	26
	2513 Oromocto High School	214	98	116
	5401 Saint Mary's Academy	8	3	5

Table 15. Number of High School Graduates, School Year 2020-2021*
(continued)

Anglophone High Schools

School District	School Number and Name	Total	Males	Females
Anglophone West School District	3106 Southern Victoria High School	56	21	35
	0906 Stanley Consolidated School	20	11	9
	3111 Tobique Valley High School	23	12	11
	2908 Woodstock High School	122	41	81
	Anglophone Schools	4,834	2,370	2,464
	Francophone Schools	2,024	1,067	957
	Province	6,858	3,437	3,421

* Includes students who graduated after first semester (February 2021), in June 2021 and subsequent to the 2021 summer session.

Table 15. Number of High School Graduates, School Year 2020-2021*
(continued)

Francophone High Schools

School District	School Number and Name	Total	Males	Females
District scolaire francophone Nord-Est	3516 Aux quatre vents	57	28	29
	0761 Centre scolaire communautaire La fontaine	40	20	20
	0601 École Marie-Esther	68	39	29
	4156 École secondaire Népisiguit	184	103	81
	0539 Polyvalente Louis-Mailloux	94	57	37
	3722 Polyvalente Roland-Pépin	68	32	36
	0760 Polyvalente W.-Arthur-Losier	157	72	85
District scolaire francophone Nord-Ouest	3325 Cité des Jeunes A.-M.-Sormany	228	113	115
	3215 École Grande-Rivière	23	12	11
	0109 École Marie-Gaétane	24	12	12
	0118 Polyvalente A.-J.-Savoie	35	21	14
	3217 Polyvalente Thomas-Albert	80	42	38
District scolaire francophone Sud	5201 Centre scolaire Samuel-de-Champlain	56	30	26
	5301 École Carrefour Beausoleil	11	6	5
	1226 École Clément-Cormier	119	65	54
	1360 École L'Odyssée	225	125	100
	1355 École Mathieu-Martin	282	155	127
	3954 École Mgr-Marcel-François-Richard	46	28	18
	3905 École Régionale de Baie-Sainte-Anne	4	3	1
	5137 École Sainte-Anne	97	43	54
	3924 Étoile de l'Acadie	21	12	9
	1331 Polyvalente Louis-J.-Robichaud	105	49	56
	Anglophone Schools	4,834	2,370	2,464
	Francophone Schools	2,024	1,067	957
	Province	6,858	3,437	3,421

* Includes students who graduated after first semester (February 2021), in June 2021 and subsequent to the 2021 summer session.

Table 16. Number of Schools by District and Year, September 30, 2009 to September 30, 2021

School District	Sept. 2009	Sept. 2010	Sept. 2011	Sept. 2012	Sept. 2013	Sept. 2014	Sept. 2015	Sept. 2016	Sept. 2017	Sept. 2018	Sept. 2019	Sept. 2020	Sept. 2021
Anglophone Districts													
Anglophone East School District	37	38	38	38	37	37	37	37	37	37	38	38	38
Anglophone North School District	35	34	34	34	34	34	33	32	30	30	29	29	29
Anglophone South School District	74	74	74	74	74	74	72	72	70	70	70	69	69
Anglophone West School District	79	78	77	76	75	75	70	69	69	69	69	69	69
Francophone Districts													
District scolaire francophone Nord-Est	42	42	40	38	38	38	38	37	35	34	34	34	34
District scolaire francophone Nord-Ouest	20	20	19	19	19	19	19	19	19	19	18	18	18
District scolaire francophone Sud	35	35	35	35	36	37	38	36	36	37	37	37	37
Anglophone	225	224	223	222	220	220	212	210	206	206	206	205	205
Francophone	97	97	94	92	93	94	95	92	90	90	89	89	89
Province	322	321	317	314	313	314	307	302	296	296	295	294	294

Table 17. Enrolment by School District and Year, September 30, 2011 to September 30, 2021

School District ¹	Sept. 2011	Sept. 2012	Sept. 2013	Sept. 2014	Sept. 2015	Sept. 2016	Sept. 2017	Sept. 2018	Sept. 2019	Sept. 2020	Sept. 2021
Anglophone Districts											
Anglophone East School District	15,538	15,574	15,568	15,496	15,477	15,624	15,661	15,924	16,401	16,153	16,766
Anglophone North School District	8,569	8,323	8,067	7,827	7,644	7,428	7,317	7,266	7,208	7,014	7,306
Anglophone South School District	24,903	24,256	23,757	23,376	23,052	22,969	23,070	22,903	23,163	22,519	22,998
Anglophone West School District	24,114	23,802	23,543	23,273	22,876	22,901	22,749	22,663	22,835	22,442	22,915
Francophone Districts											
District scolaire francophone Nord-Est	10,651	10,334	10,076	9,944	9,734	9,520	9,343	9,126	9,031	8,765	8,725
District scolaire francophone Nord-Ouest	5,678	5,576	5,521	5,457	5,415	5,335	5,303	5,218	5,145	5,044	5,002
District scolaire francophone Sud	13,126	13,214	13,389	13,533	13,714	14,065	14,312	14,795	15,182	15,326	15,535
Anglophone	73,124	71,955	70,935	69,972	69,049	68,922	68,797	68,756	69,607	68,128	69,985
Francophone	29,455	29,124	28,986	28,934	28,863	28,920	28,958	29,139	29,358	29,135	29,262
Province	102,579	101,079	99,921	98,906	97,912	97,842	97,755	97,895	98,965	97,263	99,247

¹ For comparison purposes, historical data have been combined in accordance with the reorganized school districts.

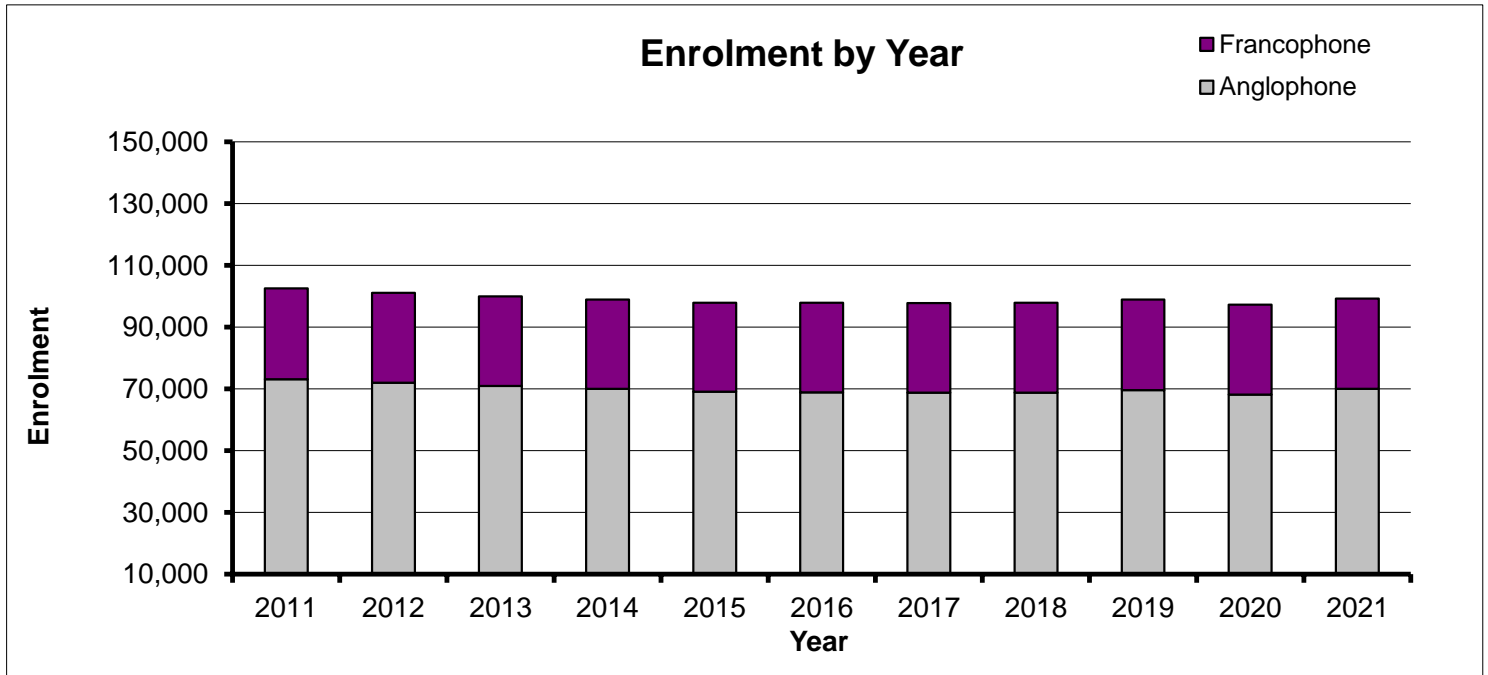


Table 17a. Enrolment in French Immersion by School District and Year, September 30, 2011 to September 30, 2021

School District ¹	Sept. 2011	Sept. 2012	Sept. 2013	Sept. 2014	Sept. 2015	Sept. 2016	Sept. 2017	Sept. 2018	Sept. 2019	Sept. 2020	Sept. 2021
Anglophone Districts											
Anglophone East School District	4,896	5,094	5,243	5,436	5,769	5,825	6,737	7,638	7,744	7,770	7,763
Anglophone North School District	1,784	1,819	1,788	1,793	1,794	1,727	2,009	2,280	2,224	2,180	2,124
Anglophone South School District	5,754	5,796	5,909	6,062	6,249	6,423	7,156	7,722	7,701	7,613	7,397
Anglophone West School District	5,246	5,402	5,558	5,773	5,898	6,044	6,847	7,675	7,698	7,597	7,506
Total	17,680	18,111	18,498	19,064	19,710	20,019	22,749	25,315	25,367	25,160	24,790

¹ For comparison purposes, historical data have been combined in accordance with the reorganized school districts.

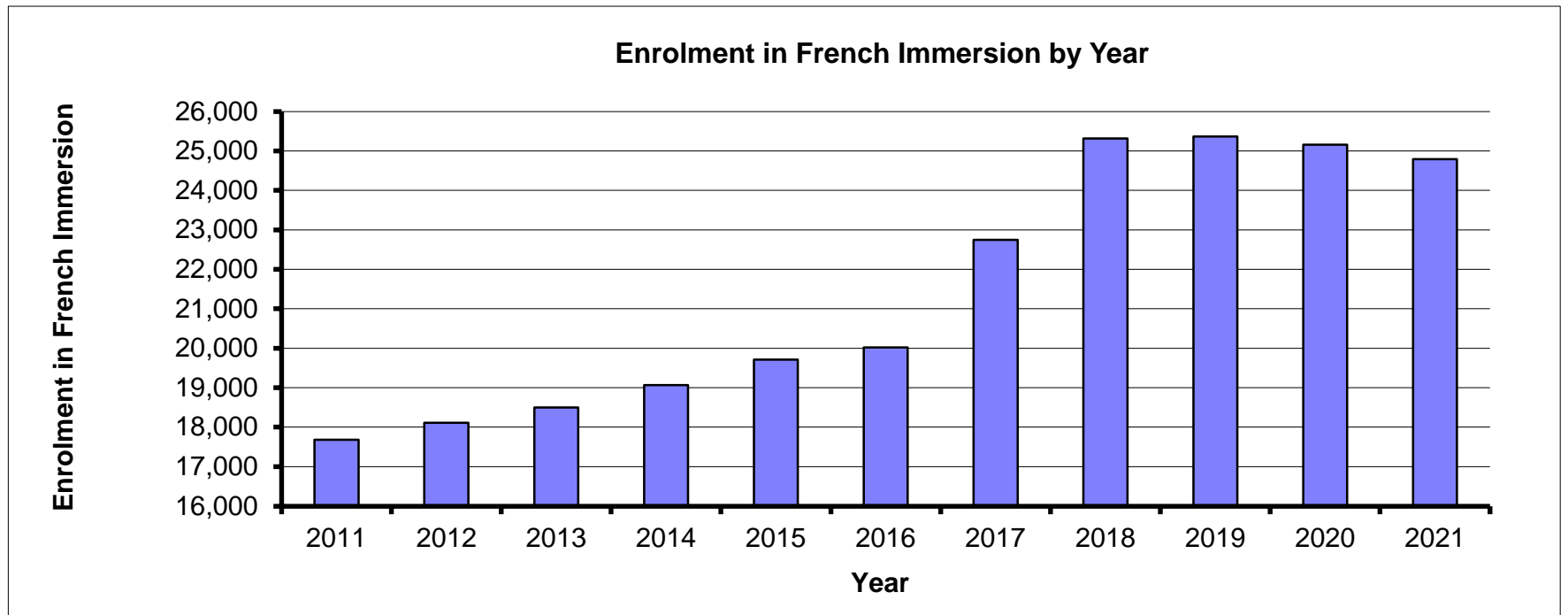


Table 18. Enrolment by Grade and Year, September 30, 2003 to September 30, 2021

Grade	Sept. 2003	Sept. 2004	Sept. 2005	Sept. 2006	Sept. 2007	Sept. 2008	Sept. 2009	Sept. 2010	Sept. 2011	Sept. 2012	Sept. 2013	Sept. 2014	Sept. 2015	Sept. 2016	Sept. 2017	Sept. 2018	Sept. 2019	Sept. 2020	Sept. 2021
Kindergarten	7,836	7,669	7,451	7,188	7,138	7,208	6,997	7,073	7,187	7,352	7,449	7,284	7,122	7,069	7,007	7,016	7,316	6,613	6,829
01	8,119	8,030	7,807	7,565	7,307	7,243	7,326	7,116	7,096	7,272	7,347	7,512	7,301	7,295	7,163	7,138	7,169	7,314	6,915
02	8,087	8,027	7,877	7,621	7,512	7,253	7,214	7,262	7,058	6,985	7,216	7,306	7,522	7,345	7,363	7,257	7,275	7,131	7,551
03	8,536	7,996	7,961	7,811	7,576	7,533	7,269	7,253	7,279	7,040	6,970	7,242	7,279	7,621	7,433	7,449	7,362	7,214	7,346
04	8,729	8,551	7,982	7,918	7,882	7,635	7,543	7,293	7,274	7,289	7,071	6,986	7,217	7,356	7,683	7,475	7,552	7,343	7,425
05	8,936	8,753	8,511	8,017	7,994	7,934	7,705	7,607	7,318	7,275	7,250	7,065	6,987	7,295	7,443	7,750	7,602	7,486	7,528
06	9,352	9,011	8,836	8,554	8,153	8,089	7,997	7,814	7,657	7,345	7,328	7,317	7,126	7,107	7,382	7,556	7,874	7,581	7,711
07	9,524	9,413	9,052	8,871	8,639	8,269	8,104	8,043	7,857	7,694	7,399	7,345	7,296	7,157	7,184	7,460	7,670	7,815	7,776
08	9,712	9,549	9,364	9,077	8,946	8,624	8,278	8,153	8,036	7,852	7,670	7,400	7,336	7,380	7,224	7,262	7,538	7,661	7,988
09	10,312	10,555	10,326	10,136	9,774	9,558	9,263	8,824	8,576	8,518	8,265	7,990	7,712	7,641	7,648	7,549	7,618	7,668	8,168
10	10,095	9,898	10,064	9,782	9,787	9,546	9,423	9,100	8,729	8,483	8,434	8,179	7,990	7,816	7,811	7,877	7,775	7,595	7,897
11	10,071	10,136	9,954	10,082	10,012	9,951	9,711	9,525	9,319	8,967	8,733	8,702	8,442	8,197	8,083	8,008	8,125	7,674	8,101
12	9,259	9,328	9,420	9,213	9,387	9,395	9,391	9,159	9,000	8,832	8,614	8,463	8,456	8,467	8,215	8,020	7,986	8,053	7,930
Previous Graduates	281	229	215	178	181	169	173	199	193	175	175	115	126	96	116	78	103	115	82
Non-Graded K-6	-	-	-	-	-	-	-	-	-	-	-	-	-	-	-	-	-	-	-
Non-Graded 7-9	-	-	-	-	-	-	-	-	-	-	-	-	-	-	-	-	-	-	-
Non-Graded 10-12	20	-	-	-	-	-	-	-	-	-	-	-	-	-	-	-	-	-	-
Total K-6	59,595	58,037	56,425	54,674	53,562	52,895	52,051	51,418	50,869	50,558	50,631	50,712	50,554	51,088	51,474	51,641	52,150	50,682	51,305
Total 7-9	29,548	29,517	28,742	28,084	27,359	26,451	25,645	25,020	24,469	24,064	23,334	22,735	22,344	22,178	22,056	22,271	22,826	23,144	23,932
Total 10-12 (incl. PG)	29,726	29,591	29,653	29,255	29,367	29,061	28,698	27,983	27,241	26,457	25,956	25,459	25,014	24,576	24,225	23,983	23,989	23,437	24,010
Total Enrolment	118,869	117,145	114,820	112,013	110,288	108,407	106,394	104,421	102,579	101,079	99,921	98,906	97,912	97,842	97,755	97,895	98,965	97,263	99,247

Table 18. Enrolment by Grade and Year, September 30, 2003 to September 30, 2021 (continued)

Anglophone School Districts

Grade	Sept. 2003	Sept. 2004	Sept. 2005	Sept. 2006	Sept. 2007	Sept. 2008	Sept. 2009	Sept. 2010	Sept. 2011	Sept. 2012	Sept. 2013	Sept. 2014	Sept. 2015	Sept. 2016	Sept. 2017	Sept. 2018	Sept. 2019	Sept. 2020	Sept. 2021
Kindergarten	5,567	5,389	5,257	5,036	4,966	4,984	4,892	4,918	4,938	5,111	5,048	5,027	4,868	4,820	4,771	4,795	5,061	4,534	4,702
01	5,698	5,630	5,440	5,291	5,066	4,976	5,029	4,935	4,897	4,958	5,066	5,063	4,999	4,996	4,895	4,858	4,926	5,060	4,798
02	5,879	5,685	5,546	5,351	5,292	5,084	5,001	5,017	4,935	4,858	4,913	5,055	5,088	5,042	5,064	4,991	4,994	4,871	5,254
03	5,982	5,818	5,652	5,516	5,321	5,293	5,097	5,038	5,043	4,940	4,869	4,947	5,048	5,183	5,119	5,137	5,077	4,938	5,062
04	6,198	5,994	5,818	5,643	5,585	5,387	5,291	5,127	5,072	5,056	4,975	4,866	4,933	5,109	5,247	5,149	5,222	5,049	5,150
05	6,334	6,223	5,970	5,849	5,717	5,630	5,442	5,353	5,147	5,087	5,022	4,969	4,860	5,008	5,187	5,295	5,261	5,163	5,213
06	6,565	6,413	6,304	6,010	5,980	5,802	5,697	5,552	5,409	5,185	5,136	5,102	5,046	4,987	5,093	5,286	5,394	5,255	5,382
07	6,605	6,607	6,445	6,341	6,117	6,071	5,825	5,745	5,611	5,460	5,230	5,150	5,083	5,060	5,055	5,162	5,393	5,367	5,444
08	6,835	6,644	6,599	6,496	6,431	6,129	6,072	5,854	5,727	5,607	5,459	5,248	5,140	5,157	5,138	5,124	5,247	5,388	5,525
09	7,342	7,537	7,275	7,242	7,091	6,951	6,640	6,577	6,284	6,246	6,042	5,817	5,576	5,470	5,459	5,474	5,504	5,412	5,905
10	7,080	7,048	7,186	6,903	6,984	6,978	6,869	6,536	6,492	6,173	6,163	5,963	5,845	5,696	5,633	5,684	5,676	5,489	5,638
11	7,038	7,103	7,095	7,225	7,091	7,136	7,132	6,998	6,803	6,719	6,414	6,434	6,198	6,071	5,981	5,864	5,968	5,616	6,003
12	6,466	6,554	6,609	6,614	6,776	6,737	6,864	6,761	6,594	6,404	6,449	6,233	6,258	6,237	6,064	5,873	5,794	5,899	5,846
Previous Graduates	210	174	164	143	146	130	123	168	172	151	149	98	107	86	91	64	90	87	63
Non-Graded K-6	-	-	-	-	-	-	-	-	-	-	-	-	-	-	-	-	-	-	-
Non-Graded 7-9	-	-	-	-	-	-	-	-	-	-	-	-	-	-	-	-	-	-	-
Non-Graded 10-12	-	-	-	-	-	-	-	-	-	-	-	-	-	-	-	-	-	-	-
Total K-6	42,223	41,152	39,987	38,696	37,927	37,156	36,449	35,940	35,441	35,195	35,029	35,029	34,842	35,145	35,376	35,511	35,935	34,870	35,561
Total 7-9	20,782	20,788	20,319	20,079	19,639	19,151	18,537	18,176	17,622	17,313	16,731	16,215	15,799	15,687	15,652	15,760	16,144	16,167	16,874
Total 10-12 (incl. PG)	20,794	20,879	21,054	20,885	20,997	20,981	20,988	20,463	20,061	19,447	19,175	18,728	18,408	18,090	17,769	17,485	17,528	17,091	17,550
Total Enrolment	83,799	82,819	81,360	79,660	78,563	77,288	75,974	74,579	73,124	71,955	70,935	69,972	69,049	68,922	68,797	68,756	69,607	68,128	69,985

Table 18. Enrolment by Grade and Year, September 30, 2003 to September 30, 2021 (continued)
Francophone School Districts

Grade	Sept. 2003	Sept. 2004	Sept. 2005	Sept. 2006	Sept. 2007	Sept. 2008	Sept. 2009	Sept. 2010	Sept. 2011	Sept. 2012	Sept. 2013	Sept. 2014	Sept. 2015	Sept. 2016	Sept. 2017	Sept. 2018	Sept. 2019	Sept. 2020	Sept. 2021
Kindergarten	2,269	2,280	2,194	2,152	2,172	2,224	2,105	2,155	2,249	2,241	2,401	2,257	2,254	2,249	2,236	2,221	2,255	2,079	2,127
01	2,421	2,400	2,367	2,274	2,241	2,267	2,297	2,181	2,199	2,314	2,281	2,449	2,302	2,299	2,268	2,280	2,243	2,254	2,117
02	2,208	2,342	2,331	2,270	2,220	2,169	2,213	2,245	2,123	2,127	2,303	2,251	2,434	2,303	2,299	2,266	2,281	2,260	2,297
03	2,554	2,178	2,309	2,295	2,255	2,240	2,172	2,215	2,236	2,100	2,101	2,295	2,231	2,438	2,314	2,312	2,285	2,276	2,284
04	2,531	2,557	2,164	2,275	2,297	2,248	2,252	2,166	2,202	2,233	2,096	2,120	2,284	2,247	2,436	2,326	2,330	2,294	2,275
05	2,602	2,530	2,541	2,168	2,277	2,304	2,263	2,254	2,171	2,188	2,228	2,096	2,127	2,287	2,256	2,455	2,341	2,323	2,315
06	2,787	2,598	2,532	2,544	2,173	2,287	2,300	2,262	2,248	2,160	2,192	2,215	2,080	2,120	2,289	2,270	2,480	2,326	2,329
07	2,919	2,806	2,607	2,530	2,522	2,198	2,279	2,298	2,246	2,234	2,169	2,195	2,213	2,097	2,129	2,298	2,277	2,448	2,332
08	2,877	2,905	2,765	2,581	2,515	2,495	2,206	2,299	2,309	2,245	2,211	2,152	2,196	2,223	2,086	2,138	2,291	2,273	2,463
09	2,970	3,018	3,051	2,894	2,683	2,607	2,623	2,247	2,292	2,272	2,223	2,173	2,136	2,171	2,189	2,075	2,114	2,256	2,263
10	3,015	2,850	2,878	2,879	2,803	2,568	2,554	2,564	2,237	2,310	2,271	2,216	2,145	2,120	2,178	2,193	2,099	2,106	2,259
11	3,033	3,033	2,859	2,857	2,921	2,815	2,579	2,527	2,516	2,248	2,319	2,268	2,244	2,126	2,102	2,144	2,157	2,058	2,098
12	2,793	2,774	2,811	2,599	2,611	2,658	2,527	2,398	2,406	2,428	2,165	2,230	2,198	2,230	2,151	2,147	2,192	2,154	2,084
Previous Graduates	71	55	51	35	35	39	50	31	21	24	26	17	19	10	25	14	13	28	19
Non-Graded K-6	-	-	-	-	-	-	-	-	-	-	-	-	-	-	-	-	-	-	-
Non-Graded 7-9	-	-	-	-	-	-	-	-	-	-	-	-	-	-	-	-	-	-	-
Non-Graded 10-12	20	-	-	-	-	-	-	-	-	-	-	-	-	-	-	-	-	-	-
Total K-6	17,372	16,885	16,438	15,978	15,635	15,739	15,602	15,478	15,428	15,363	15,602	15,683	15,712	15,943	16,098	16,130	16,215	15,812	15,744
Total 7-9	8,766	8,729	8,423	8,005	7,720	7,300	7,108	6,844	6,847	6,751	6,603	6,520	6,545	6,491	6,404	6,511	6,682	6,977	7,058
Total 10-12 (incl. PG)	8,932	8,712	8,599	8,370	8,370	8,080	7,710	7,520	7,180	7,010	6,781	6,731	6,606	6,486	6,456	6,498	6,461	6,346	6,460
Total Enrolment	35,070	34,326	33,460	32,353	31,725	31,119	30,420	29,842	29,455	29,124	28,986	28,934	28,863	28,920	28,958	29,139	29,358	29,135	29,262

Table 18a. Enrolment in French Immersion by Grade and Year, September 30, 2007 to September 30, 2021

Grade	Sept. 2007	Sept. 2008	Sept. 2009	Sept. 2010	Sept. 2011	Sept. 2012	Sept. 2013	Sept. 2014	Sept. 2015	Sept. 2016	Sept. 2017	Sept. 2018	Sept. 2019	Sept. 2020	Sept. 2021
Kindergarten	-	-	-	-	-	-	-	-	-	-	-	-	-	-	-
01	1,595	-	-	-	-	-	-	-	-	-	1,943	2,125	2,184	2,170	2,071
02	1,491	1,428	-	-	-	-	-	-	-	-	-	1,860	2,036	2,028	2,059
03	1,334	1,354	1,336	1,562	1,738	1,804	1,938	1,972	2,120	2,227	2,281	2,272	1,776	1,918	1,898
04	1,332	1,274	1,287	1,296	1,464	1,617	1,683	1,836	1,867	1,985	2,109	2,148	2,147	1,695	1,833
05	1,344	1,292	1,256	1,274	1,267	1,407	1,550	1,617	1,765	1,804	1,918	2,022	2,064	2,013	1,637
06	2,377	2,271	2,438	2,325	2,272	2,314	2,304	2,404	2,371	2,424	2,583	2,688	2,693	2,607	2,490
07	2,245	2,229	2,137	2,272	2,202	2,167	2,202	2,197	2,286	2,270	2,367	2,466	2,574	2,540	2,512
08	2,209	2,127	2,143	2,074	2,174	2,125	2,093	2,148	2,131	2,226	2,193	2,271	2,366	2,472	2,459
09	2,125	2,041	1,944	1,984	1,937	2,020	2,005	1,982	2,040	2,030	2,114	2,077	2,134	2,216	2,278
10	1,884	1,918	1,811	1,769	1,763	1,764	1,832	1,835	1,850	1,918	1,896	1,973	1,916	1,974	1,992
11	1,529	1,481	1,634	1,626	1,602	1,576	1,553	1,724	1,679	1,642	1,792	1,764	1,853	1,790	1,840
12	1,254	1,243	1,246	1,272	1,261	1,317	1,338	1,349	1,601	1,493	1,553	1,649	1,624	1,737	1,721
Total K-5	7,096	5,348	3,879	4,132	4,469	4,828	5,171	5,425	5,752	6,016	8,251	10,427	10,207	9,824	9,498
Total 6-8	6,831	6,627	6,718	6,671	6,648	6,606	6,599	6,749	6,788	6,920	7,143	7,425	7,633	7,619	7,461
Total 9-12	6,792	6,683	6,635	6,651	6,563	6,677	6,728	6,890	7,170	7,083	7,355	7,463	7,527	7,717	7,831
Total Enrolment	20,719	18,658	17,232	17,454	17,680	18,111	18,498	19,064	19,710	20,019	22,749	25,315	25,367	25,160	24,790

Table 19. Combined Classes by School District and Year, September 30, 2011 to September 30, 2021

School District ¹	Sept. 2011	Sept. 2012	Sept. 2013	Sept. 2014	Sept. 2015	Sept. 2016	Sept. 2017	Sept. 2018	Sept. 2019	Sept. 2020	Sept. 2021
Anglophone Districts											
Anglophone East School District	45	71	65	73	71	75	85	80	73	97	90
Anglophone North School District	34	32	32	35	43	51	54	55	64	69	66
Anglophone South School District	103	104	107	122	110	115	103	96	104	120	112
Anglophone West School District	94	102	106	117	124	114	102	104	119	123	117
Francophone Districts											
District scolaire francophone Nord-Est	14	16	16	17	19	18	12	11	20	48	29
District scolaire francophone Nord-Ouest	3	3	4	5	6	10	7	10	10	63	18
District scolaire francophone Sud	12	14	13	15	24	25	18	16	19	51	21
Anglophone	276	309	310	347	348	355	344	335	360	409	385
Francophone	29	33	33	37	49	53	37	37	49	162	68
Province	305	342	343	384	397	408	381	372	409	571	453

¹ For comparison purposes, historical data have been combined in accordance with the reorganized school districts.

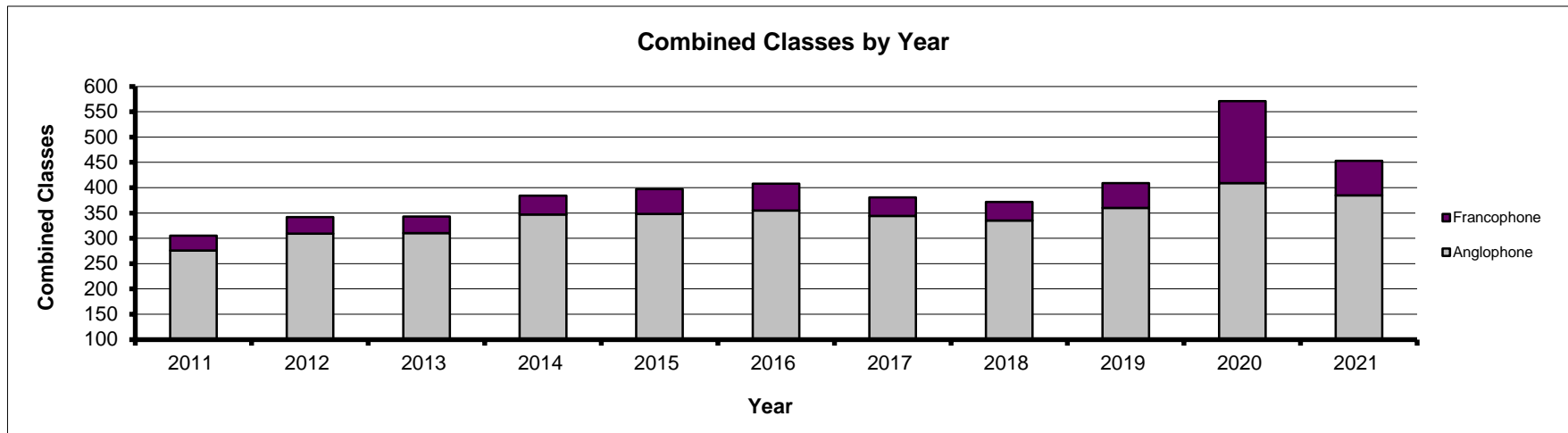


Table 20. Educators and Pupil/Educator Ratio by School District and Year, September 30, 2014 to September 30, 2021

School District																
	2014	2015	2016	2017	2018	2019	2020	2021	2014	2015	2016	2017	2018	2019	2020	2021
Anglophone Districts																
Anglophone East School District	1,151.6	1,115.7	1,147.5	1,178.2	1,211.9	1,242.2	1,269.2	1,261.3	13.5	13.9	13.6	13.3	13.1	13.2	12.7	13.3
Anglophone North School District	662.6	626.8	626.1	652.7	674.8	666.5	681.3	701.3	11.8	12.2	11.9	11.2	10.8	10.8	10.3	10.4
Anglophone South School District	1,716.9	1,652.4	1,670.8	1,685.5	1,763.5	1,773.3	1,792.0	1,747.7	13.6	14.0	13.7	13.7	13.0	13.1	12.6	13.2
Anglophone West School District	1,745.6	1,675.5	1,698.4	1,727.3	1,763.2	1,767.5	1,802.2	1,777.5	13.3	13.7	13.5	13.2	12.9	12.9	12.5	12.9
Francophone Districts																
District scolaire francophone Nord-Est	799.1	775.0	777.3	784.1	773.0	746.2	750.8	723.9	12.4	12.6	12.2	11.9	11.8	12.1	11.7	12.1
District scolaire francophone Nord-Ouest	443.4	418.4	424.5	420.6	430.1	425.2	437.4	428.0	12.3	12.9	12.6	12.6	12.1	12.1	11.5	11.7
District scolaire francophone Sud	1,037.3	1,009.4	1,037.9	1,071.3	1,113.8	1,167.9	1,228.3	1,188.4	13.0	13.6	13.6	13.4	13.3	13.0	12.5	13.1
Anglophone	5,276.7	5,070.2	5,142.8	5,243.7	5,413.2	5,449.4	5,544.7	5,487.7	13.3	13.6	13.4	13.1	12.7	12.8	12.3	12.8
Francophone	2,279.7	2,202.8	2,239.7	2,275.9	2,316.9	2,339.2	2,416.5	2,340.3	12.7	13.1	12.9	12.7	12.6	12.6	12.1	12.5
Province	7,556.4	7,273.0	7,382.5	7,519.6	7,730.1	7,788.6	7,961.1	7,828.0	13.1	13.5	13.3	13.0	12.7	12.7	12.2	12.7

Table 21. Enrolment and School Level Educators, September 30, 2021

School District	School Number and Name	Grade Levels	Pupil Enrolment	School Level Educators
Anglophone East School District				
1572	Arnold H. McLeod School	K, 01 - 05	320	24.2
1503	Beaverbrook School	K, 01 - 08	193	17.1
1569	Bernice MacNaughton High School	09 - 12	785	50.5
1504	Bessborough School	K, 01 - 08	589	41.0
1505	Birchmount School	K, 01 - 08	497	39.9
1702	Caledonia Regional High School	06 - 12	248	22.5
1567	Claude D. Taylor School	K, 01 - 05	255	19.9
1401	Dorchester Consolidated School	K, 01 - 08	78	8.5
1573	Edith Cavell School	K, 01 - 08	304	29.0
1576	Evergreen Park School	K, 01 - 05	567	37.0
1514	Forest Glen School	K, 01 - 04	309	24.4
1550	Frank L. Bowser School	K, 01 - 05	301	20.4
1517	Harrison Trimble High School	09 - 12	1,149	72.2
1602	Havelock School	K, 01 - 05	87	6.8
1519	Hillcrest School	K, 01 - 08	126	12.4
1703	Hillsborough Elementary School	K, 01 - 05	137	11.2
1610	J.M.A. Armstrong/Salisbury Middle School	05 - 12	630	45.5
1571	Lewisville Middle School	06 - 08	435	29.4
1574	Lou MacNarin School	K, 01 - 05	501	38.7
1528	Magnetic Hill School	K, 01 - 08	431	30.1
1579	Maplehurst Middle School	06 - 08	691	43.7
1402	Marshview Middle School	05 - 08	308	21.9
1539	Moncton High School	09 - 12	1,309	78.9
1541	Mountain View School	K, 01 - 05	96	9.1
1577	Northrop Frye School	K, 01 - 05	661	41.5
1604	Petitcodiac Regional School	K, 01 - 12	684	53.0
1416	Port Elgin Regional School	K, 01 - 08	173	13.8
1547	Queen Elizabeth School	K, 01 - 08	391	30.4
1704	Riverside Consolidated School	K, 01 - 05	48	6.5
1578	Riverview East School	K, 01 - 08	760	52.0
1570	Riverview High School	09 - 12	1,054	66.9
1549	Riverview Middle School	06 - 08	491	33.2
1417	Salem Elementary School	K, 01 - 04	393	26.9
1607	Salisbury Elementary School	K, 01 - 04	341	24.2
1553	Shediac Cape School	K, 01 - 08	380	29.2
1559	Sunny Brae Middle School	05 - 08	314	21.0
1411	Tantramar Regional High School	09 - 12	439	32.5
1551	West Riverview School	K, 01 - 05	291	22.8
Total - Anglophone East School District			16,766	1,188.2

District based educators

52.1

Table 21. Enrolment and School Level Educators, September 30, 2021 (continued)

School District	School Number and Name	Grade Levels	Pupil Enrolment	School Level Educators
Anglophone North School District				
4201	Bathurst High School	09 - 12	512	41.0
0843	Blackville School	K, 01 - 12	333	30.5
4055	Bonar Law Memorial School	09 - 12	398	34.5
3806	Campbellton Middle School	05 - 08	152	13.3
3615	Dalhousie Regional High School	06 - 12	274	24.5
1025	Dr. Losier Middle School	06 - 08	220	20.0
4056	Eleanor W. Graham Middle School	06 - 08	169	16.4
0858	Gretna Green School	K, 01 - 08	335	25.7
4010	Harcourt School	K, 01 - 05	21	3.0
3601	Jacquet River School	K, 01 - 08	84	9.4
1020	James M. Hill Memorial High School	09 - 12	593	49.5
4259	Janeville Elementary School	K, 01 - 05	34	4.0
1026	King Street Elementary School	K, 01 - 05	449	35.0
3613	L.E. Reinsborough School	K, 01 - 05	180	15.6
3803	Lord Beaverbrook School	K, 01 - 04	191	15.0
0860	Max Aitken Academy	K, 01 - 08	522	45.0
0839	Millerton Elementary & Junior High School	K, 01 - 08	83	10.4
1013	Miramichi Rural School	K, 01 - 08	70	8.2
0811	Miramichi Valley High School	09 - 12	594	49.5
1014	Napan Elementary School	K, 01 - 05	42	6.2
1017	Nelson Rural School	K, 01 - 08	275	24.0
0859	North & South Esk Elementary School	K, 01 - 06	150	15.4
0825	North & South Esk Regional High School	07 - 12	181	20.6
4260	Parkwood Heights Elementary School	K, 01 - 05	244	19.5
4017	Rexton Elementary School	K, 01 - 05	273	26.6
3823	Sugarloaf Senior High School	09 - 12	361	28.0
4207	Superior Middle School	06 - 08	248	19.5
0802	Tabusintac Community School	K, 01 - 08	69	6.5
4261	Terry Fox Elementary School	K, 01 - 05	249	19.0
Total - Anglophone North School District			7,306	635.8

District based educators

48.5

Table 21. Enrolment and School Level Educators, September 30, 2021 (continued)

School District	School Number and Name	Grade Levels	Pupil Enrolment	School Level Educators
Anglophone South School District				
1801	Apohaqui Elementary School	K, 01 - 05	95	7.0
2101	Back Bay Elementary School	K, 01 - 05	43	4.6
2003	Barnhill Memorial School	06 - 08	332	21.3
2066	Bayside Middle School	06 - 08	594	37.2
2004	Bayview School	K, 01 - 05	213	15.3
2005	Beaconsfield Middle School	06 - 08	223	17.6
1938	Belleisle Elementary School	K, 01 - 05	139	9.2
1945	Belleisle Regional High School	06 - 12	206	19.1
2103	Blacks Harbour School	K, 01 - 05	137	11.9
2301	Campobello Island Consolidated School	K, 01 - 12	107	14.4
2007	Centennial School	K, 01 - 05	205	17.5
2008	Champlain Heights School	K, 01 - 05	316	22.1
1948	Chris Saunders Memorial Elementary School	K, 01 - 05	260	19.5
2104	Deer Island Community School	K, 01 - 08	54	5.7
1940	Dr. A. T. Leatherbarrow Primary School	K, 01 - 02	194	13.5
1930	Fairvale Elementary School	K, 01 - 05	353	28.4
2013	Forest Hills School	K, 01 - 08	668	47.2
2111	Fundy Middle and High School	06 - 12	574	41.5
2074	Fundy Shores School	K, 01 - 05	83	6.8
2014	Glen Falls School	K, 01 - 05	154	11.6
2068	Grand Bay Primary School	K, 01 - 02	116	9.4
2201	Grand Manan Community School	K, 01 - 12	378	28.9
1944	Hammond River Valley Elementary School	K, 01 - 05	165	12.0
1939	Hampton Elementary School	02 - 05	321	21.0
1947	Hampton High School	09 - 12	569	37.8
1921	Hampton Middle School	06 - 08	354	26.3
2060	Harbour View High School	09 - 12	948	62.0
1929	Harry Miller Middle School	06 - 08	352	24.7
2020	Hazen-White-St. Francis School	K, 01 - 05	154	10.8
2016	Inglewood School	03 - 05	122	9.5
2070	Island View School	K, 01 - 05	363	25.2
1931	Kennebecasis Park Elementary School	K, 01 - 05	143	10.6
1941	Kennebecasis Valley High School	09 - 12	1,093	69.0
1943	Lakefield Elementary School	K, 01 - 05	349	25.8
2028	Lakewood Heights School	K, 01 - 05	269	18.0
2302	Lawrence Station Elementary School	K, 01 - 05	33	3.0
2030	Loch Lomond School	K, 01 - 05	297	22.7
2059	M. Gerald Teed Memorial School	K, 01 - 02	200	17.7
1925	Macdonald Consolidated School	K, 01 - 08	225	17.4
2065	Millidgeville North School	03 - 08	532	35.3
2339	Milltown Elementary School	K, 01 - 05	177	13.3
1811	Norton Elementary School	K, 01 - 05	130	9.3
2039	Prince Charles School	K, 01 - 08	143	10.6

Table 21. Enrolment and School Level Educators, September 30, 2021 (continued)

School District	School Number and Name	Grade Levels	Pupil Enrolment	School Level Educators
Anglophone South School District				
2041	Princess Elizabeth School	K, 01 - 08	462	30.9
1932	Quispamsis Elementary School	K, 01 - 05	370	26.0
1946	Quispamsis Middle School	06 - 08	548	33.0
2072	River Valley Middle School	06 - 08	306	20.4
1927	Rothesay Elementary School	K, 01 - 05	416	28.0
1928	Rothesay High School	09 - 12	550	37.9
1942	Rothesay Park School	06 - 08	184	13.0
2043	Saint John High School	09 - 12	927	61.8
2057	Saint Rose School	K, 01 - 05	257	18.3
2075	Seaside Park Elementary School	K, 01 - 05	489	36.7
2047	Simonds High School	09 - 12	852	57.2
2310	Sir James Dunn Academy	06 - 12	180	15.7
2110	St. George Elementary School	K, 01 - 05	244	19.0
2067	St. John the Baptist/King Edward School	K, 01 - 08	243	18.3
2051	St. Malachy's Memorial High School	09 - 12	934	63.4
2052	St. Martins School	K, 01 - 05	69	8.1
2336	St. Stephen Elementary School	K, 01 - 05	450	30.6
2338	St. Stephen High School	09 - 12	471	34.1
2337	St. Stephen Middle School	06 - 08	357	23.7
1819	Sussex Corner Elementary School	K, 01 - 05	269	19.7
1817	Sussex Elementary School	K, 01 - 05	443	31.4
1820	Sussex Middle School	06 - 08	490	32.3
1818	Sussex Regional High School	09 - 12	663	45.4
2311	Vincent Massey Elementary School	K, 01 - 05	142	12.8
2062	Westfield School	K, 01 - 05	296	20.7
2206	White Head Elementary School	K, 01 - 04	3	1.1
Total - Anglophone South School District			22,998	1,631.2

District based educators

88.5

Table 21. Enrolment and School Level Educators, September 30, 2021 (continued)

School District	School Number and Name	Grade Levels	Pupil Enrolment	School Level Educators
Anglophone West School District				
3107	Andover Elementary School	K, 01 - 05	247	18.5
2506	Assiniboine Avenue Elementary School	K, 01 - 02	260	22.1
2602	Barkers Point Elementary School	K, 01 - 05	315	23.7
3001	Bath Community School	K, 01 - 08	118	10.0
2641	Bliss Carman Middle School	06 - 08	596	36.3
3004	Bristol Elementary School	K, 01 - 05	85	8.0
2501	Burton Elementary School	K, 01 - 02	40	4.1
2412	Cambridge-Narrows Community School	K, 01 - 12	192	19.2
2803	Canterbury High School	K, 01 - 12	141	15.2
3018	Carleton North High School	09 - 12	436	32.6
0910	Central New Brunswick Academy	06 - 12	202	17.0
3005	Centreville Community School	K, 01 - 08	204	15.1
2404	Chipman Elementary School	K, 01 - 05	89	8.4
2413	Chipman Forest Avenue School	06 - 12	163	14.4
2604	Connaught Street School	K, 01 - 05	369	27.4
2605	Devon Middle School	06 - 08	602	39.5
0901	Doaktown Elementary School	K, 01 - 05	66	7.8
3122	Donald Fraser Memorial School	K, 01 - 05	101	10.0
3009	Florenceville Elementary School	K, 01 - 05	211	17.0
3008	Florenceville Middle School	06 - 08	177	13.0
2608	Forest Hill Elementary School	K, 01	117	9.3
2635	Fredericton High School	09 - 12	2,094	131.3
2522	Gagetown School	K, 01 - 08	94	9.1
2609	Garden Creek School	K, 01 - 05	299	21.3
2503	Geary Elementary Community School	K, 01 - 05	167	12.3
2619	George Street Middle School	06 - 08	756	50.0
2508	Gesner Street Elementary School	K, 01 - 02	259	19.6
2642	Gibson-Neill Memorial Elementary School	K, 01 - 05	664	44.9
2511	Harold Peterson Middle School	06 - 08	389	25.0
2909	Hartland Community School	K, 01 - 12	499	37.8
2701	Harvey Elementary School	K, 01 - 05	196	16.5
2705	Harvey High School	06 - 12	218	19.4
2509	Hubbard Elementary School	03 - 05	328	21.4
5001	John Caldwell School	K, 01 - 12	471	34.9
2611	Keswick Ridge School	K, 01 - 08	184	15.7
2807	Keswick Valley Memorial School	K, 01 - 08	204	15.0
2614	Kingsclear Consolidated School	K, 01 - 05	74	6.8
2640	Leo Hayes High School	09 - 12	1,525	99.3
2504	Lincoln Elementary Community School	K, 01 - 05	151	10.9
2634	Liverpool Street Elementary School	02 - 05	268	18.5
2622	McAdam Avenue School	K, 01 - 05	48	6.8
2703	McAdam Elementary School	K, 01 - 05	69	6.7
2704	McAdam High School	06 - 12	81	9.0

Table 21. Enrolment and School Level Educators, September 30, 2021 (continued)

School District	School Number and Name	Grade Levels	Pupil Enrolment	School Level Educators
Anglophone West School District				
2910	Meduxnekeag Consolidated School	K, 01 - 08	631	47.0
2411	Minto Elementary Middle School	K, 01 - 08	356	27.9
2407	Minto Memorial High School	09 - 12	152	12.4
2633	Montgomery Street Elementary School	K, 01 - 05	227	18.4
2802	Nackawic Elementary School	K, 01 - 05	215	16.6
2811	Nackawic Middle School	06 - 08	117	9.1
2801	Nackawic Senior High School	09 - 12	280	21.0
2620	Nashwaak Valley School	K, 01 - 05	107	9.2
2621	Nashwaaksis Memorial School	K, 01 - 05	354	24.6
2636	Nashwaaksis Middle School	06 - 08	605	38.7
2639	New Maryland Elementary School	K, 01 - 05	535	34.6
2513	Oromocto High School	09 - 12	1,073	72.5
2623	Park Street Elementary School	K, 01 - 05	370	25.5
3105	Perth-Andover Middle School	06 - 08	204	14.9
2624	Priestman Street Elementary School	K, 01 - 05	547	40.0
2512	Ridgeview Middle School	06 - 08	339	22.2
2638	Royal Road Elementary School	K, 01 - 05	338	24.0
5401	Saint Mary's Academy	K, 01 - 12	250	20.0
3106	Southern Victoria High School	09 - 12	272	22.3
0906	Stanley Consolidated School	K, 01 - 12	239	20.3
2510	Summerhill Street Elementary School	03 - 05	253	16.7
2505	Sunbury West School	K, 01 - 08	230	19.3
3111	Tobique Valley High School	06 - 12	140	13.0
2911	Townsvie School	K, 01 - 08	615	44.4
0905	Upper Miramichi Elementary School	K, 01 - 05	87	8.8
2908	Woodstock High School	09 - 12	610	42.0
Total - Anglophone West School District			22,915	1,666.0

District based educators

81.5

Table 21. Enrolment and School Level Educators, September 30, 2021 (continued)

School District	School Number and Name	Grade Levels	Pupil Enrolment	School Level Educators
District scolaire francophone Nord-Est				
4109	Académie Assomption	K, 01 - 05	40	5.0
3511	Académie Notre-Dame	K, 01 - 08	180	14.1
3516	Aux quatre vents	09 - 12	217	18.6
4157	Carrefour Étudiant	K, 01 - 08	249	19.5
0761	Centre scolaire communautaire La fontaine	K, 01 - 12	408	37.0
4161	Cité de l'Amitié	K, 01 - 05	326	25.0
0714	École La Passerelle	K, 01 - 08	206	16.5
0702	École La Relève-de-Saint-Isidore	K, 01 - 08	140	12.2
0719	École La Ruche	K, 01 - 05	297	21.5
0725	École La Source	K, 01 - 08	355	27.8
0762	École La Villa des Amis	K, 01 - 08	143	12.4
0609	École La-Rivière	K, 01 - 08	93	8.7
0720	École Le Tremplin	06 - 08	179	11.3
0503	École Léandre-LeGresley	K, 01 - 08	132	12.2
0627	École L'Envolée	K, 01 - 08	408	28.6
0513	École L'Escale-des-Jeunes	K, 01 - 08	70	8.5
0625	École L'Étincelle	K, 01 - 08	128	12.8
0540	École Marguerite-Bourgeois	K, 01 - 08	373	25.6
0601	École Marie-Esther	09 - 12	389	28.8
0504	École Ola-Léger	K, 01 - 08	74	8.0
0752	École René-Chouinard	K, 01 - 08	78	10.2
4156	École secondaire Népisiguit	09 - 12	680	49.1
0604	École Soeur-Saint-Alexandre	K, 01 - 08	251	20.5
0541	École Terre des Jeunes	K, 01 - 08	219	17.1
4143	François-Xavier-Daigle	K, 01 - 08	102	10.2
4125	La Croisée	K, 01 - 08	225	18.2
3517	La Mosaïque du Nord	K, 01 - 08	252	20.7
4158	Le Domaine Étudiant	04 - 08	243	16.0
3724	Le Galion des Appalaches	K, 01 - 08	565	40.3
4114	Le Tournesol	K, 01 - 03	176	14.2
4159	Place-des-Jeunes	06 - 08	220	13.3
0539	Polyvalente Louis-Mailloux	09 - 12	404	28.2
3722	Polyvalente Roland-Pépin	09 - 12	270	21.0
0760	Polyvalente W.-Arthur-Losier	09 - 12	633	43.8
Total - District scolaire francophone Nord-Est			8,725	676.9

District based educators

37.0

Table 21. Enrolment and School Level Educators, September 30, 2021 (continued)

School District	School Number and Name	Grade Levels	Pupil Enrolment	School Level Educators
District scolaire francophone Nord-Ouest				
	3329 Carrefour de la Jeunesse	K, 01 - 08	343	26.8
	3327 Centre d'apprentissage du Haut-Madawaska	K, 01 - 08	167	14.6
	3325 Cité des Jeunes A.-M.-Sormany	09 - 12	956	64.2
	3326 École communautaire Ernest-Lang	K, 01 - 08	82	9.3
	3316 École communautaire Saint-Joseph	K, 01 - 08	79	8.4
	3215 École Grande-Rivière	K, 01 - 12	254	22.8
	0109 École Marie-Gaétane	K, 01 - 12	283	26.7
	3205 École Mgr-Lang	K, 01 - 06	190	17.5
	0101 École Mgr-Martin	K, 01 - 06	263	22.1
	3320 École Mgr-Matthieu-Mazerolle	K, 01 - 08	106	12.2
	3309 École Notre-Dame	K, 01 - 08	403	28.8
	3317 École Régionale Saint-Basile	K, 01 - 08	306	26.4
	3321 École Régionale Sainte-Anne	K, 01 - 08	122	11.7
	3314 École Saint-Jacques	K, 01 - 08	282	24.7
	3218 Élémentaire Sacré-Coeur	K, 01 - 06	304	22.4
	0118 Polyvalente A.-J.-Savoie	07 - 12	212	18.3
	3217 Polyvalente Thomas-Albert	07 - 12	530	37.4
	3211 Régionale-de-Saint-André	K, 01 - 06	120	10.7
Total - District scolaire francophone Nord-Ouest			5,002	405.0

District based educators 20.0

Table 21. Enrolment and School Level Educators, September 30, 2021 (continued)

School District	School Number and Name	Grade Levels	Pupil Enrolment	School Level Educators
District scolaire francophone Sud				
5201	Centre scolaire Samuel-de-Champlain	K, 01 - 12	727	62.1
1340	École Abbey-Landry	K, 01 - 08	423	28.8
1348	École Amirault	K, 01 - 02	229	17.2
1357	École Anna-Malenfant	K, 01 - 05	623	39.9
1364	École Antonine-Maillet	06 - 08	578	33.9
5107	École Arc-en-ciel	K, 01 - 08	370	27.1
1206	École Blanche-Bourgeois	K, 01 - 08	197	14.1
1215	École Calixte-F.-Savoie	K, 01 - 08	77	7.7
1227	École Camille-Vautour	K, 01 - 08	179	14.1
5301	École Carrefour Beausoleil	K, 01 - 12	291	28.0
1361	École Carrefour de l'Acadie	06 - 08	283	18.0
1334	École Champlain	K, 01 - 08	979	66.8
1226	École Clément-Cormier	09 - 12	420	32.0
5138	École des Bâtisseurs	K, 01 - 05	458	34.5
5202	École des Pionniers	K, 01 - 05	192	15.7
1356	École Donat-Robichaud	K, 01 - 08	291	26.1
1202	École Dr-Marguerite-Michaud	K, 01 - 08	244	21.4
1358	École Grande-Digue	K, 01 - 08	253	20.2
1363	École Le Marais	03 - 05	250	14.7
1359	École Le Mascaret	06 - 08	309	19.4
1362	École Le Sommet	K, 01 - 08	989	63.4
5139	École Les Éclaireurs	K, 01 - 08	492	37.9
1360	École L'Odysée	09 - 12	999	68.7
1355	École Mathieu-Martin	09 - 12	1,223	83.0
1315	École Mgr-François-Bourgeois	K, 01 - 08	509	33.1
3954	École Mgr-Marcel-François-Richard	K, 01 - 12	406	36.5
1228	École Mont Carmel	K, 01 - 08	154	12.5
1213	École Notre-Dame	K, 01 - 08	107	12.4
1317	École Père-Edgar-T.-LeBlanc	K, 01 - 08	365	27.5
3905	École Régionale de Baie-Sainte-Anne	K, 01 - 12	96	14.3
5137	École Sainte-Anne	06 - 12	739	53.3
1349	École Sainte-Bernadette	K, 01 - 05	295	22.2
1335	École Sainte-Thérèse	K, 01 - 05	390	26.0
1350	École Saint-Henri	K, 01 - 05	314	26.2
3955	École Soleil Levant	K, 01 - 08	227	20.1
3924	Étoile de l'Acadie	K, 01 - 12	256	25.4
1331	Polyvalente Louis-J.-Robichaud	09 - 12	601	43.6
Total - District scolaire francophone Sud			15,535	1,147.4

District based educators

28.0

Table 22. Enrolment by School by Grade, September 30, 2021

School		Total	Grade										Prev. Grads				
District	School Number and Name		K	01	02	03	04	05	06	07	08	09		10	11	12	
Anglophone East School District																	
	1572	Arnold H. McLeod School	320	46	54	55	48	60	57	-	-	-	-	-	-	-	
	1503	Beaverbrook School	193	21	11	23	26	27	21	22	16	26	-	-	-	-	
	1569	Bernice MacNaughton High School	785	-	-	-	-	-	-	-	-	-	165	189	216	212	3
	1504	Bessborough School	589	53	53	74	63	68	58	78	69	73	-	-	-	-	
	1505	Birchmount School	497	33	57	55	52	54	65	72	63	46	-	-	-	-	
	1702	Caledonia Regional High School	248	-	-	-	-	-	-	34	38	34	34	38	19	51	
	1567	Claude D. Taylor School	255	37	39	35	40	52	52	-	-	-	-	-	-	-	
	1401	Dorchester Consolidated School	78	10	5	11	8	9	7	11	8	9	-	-	-	-	
	1573	Edith Cavell School	304	31	33	38	40	23	40	29	34	36	-	-	-	-	
	1576	Evergreen Park School	567	93	87	101	102	91	93	-	-	-	-	-	-	-	
	1514	Forest Glen School	309	59	60	51	65	74	-	-	-	-	-	-	-	-	
	1550	Frank L. Bowser School	301	43	51	52	53	56	46	-	-	-	-	-	-	-	
	1517	Harrison Trimble High School	1,149	-	-	-	-	-	-	-	-	-	340	268	296	243	2
	1602	Havelock School	87	18	10	17	13	13	16	-	-	-	-	-	-	-	
	1519	Hillcrest School	126	9	9	12	8	19	15	14	16	24	-	-	-	-	
	1703	Hillsborough Elementary School	137	15	18	21	23	29	31	-	-	-	-	-	-	-	
	1610	J.M.A. Armstrong/Salisbury Middle School	630	-	-	-	-	-	87	72	83	75	83	58	82	89	1
	1571	Lewisville Middle School	435	-	-	-	-	-	-	130	153	152	-	-	-	-	
	1574	Lou MacNarin School	501	85	72	94	84	82	84	-	-	-	-	-	-	-	
	1528	Magnetic Hill School	431	51	46	44	56	45	40	50	53	46	-	-	-	-	
	1579	Maplehurst Middle School	691	-	-	-	-	-	-	243	223	225	-	-	-	-	
	1402	Marshview Middle School	308	-	-	-	-	-	76	79	77	76	-	-	-	-	
	1539	Moncton High School	1,309	-	-	-	-	-	-	-	-	-	333	330	344	301	1
	1541	Mountain View School	96	16	18	16	22	11	13	-	-	-	-	-	-	-	
	1577	Northrop Frye School	661	105	99	118	123	115	101	-	-	-	-	-	-	-	
	1604	Petitcodiac Regional School	684	38	38	52	34	48	52	69	65	70	60	44	54	59	1
	1416	Port Elgin Regional School	173	11	7	26	14	23	17	15	28	32	-	-	-	-	
	1547	Queen Elizabeth School	391	50	40	38	41	55	40	34	45	48	-	-	-	-	
	1704	Riverside Consolidated School	48	4	9	15	5	7	8	-	-	-	-	-	-	-	
	1578	Riverview East School	760	81	77	90	68	85	82	92	95	90	-	-	-	-	
	1570	Riverview High School	1,054	-	-	-	-	-	-	-	-	-	253	255	293	253	
	1549	Riverview Middle School	491	-	-	-	-	-	-	152	176	163	-	-	-	-	
	1417	Salem Elementary School	393	66	86	77	84	80	-	-	-	-	-	-	-	-	
	1607	Salisbury Elementary School	341	70	65	75	69	62	-	-	-	-	-	-	-	-	
	1553	Shediac Cape School	380	46	49	34	34	41	43	44	43	46	-	-	-	-	
	1559	Sunny Brae Middle School	314	-	-	-	-	-	73	76	86	79	-	-	-	-	
	1411	Tantramar Regional High School	439	-	-	-	-	-	-	-	-	-	136	98	94	110	1
	1551	West Riverview School	291	44	45	61	48	51	42	-	-	-	-	-	-	-	
Total - Anglophone East School District			16,766	1,135	1,138	1,285	1,223	1,280	1,259	1,316	1,371	1,350	1,404	1,280	1,398	1,318	9

Table 22. Enrolment by School by Grade, September 30, 2021 (continued)

School District	School Number and Name	Total	Grade												Prev. Grads		
			K	01	02	03	04	05	06	07	08	09	10	11		12	
Anglophone North School District																	
4201	Bathurst High School	512	-	-	-	-	-	-	-	-	-	-	109	115	132	153	3
0843	Blackville School	333	10	27	15	22	22	24	27	28	25	31	38	30	34	-	-
4055	Bonar Law Memorial School	398	-	-	-	-	-	-	-	-	-	107	100	102	88	1	-
3806	Campbellton Middle School	152	-	-	-	-	-	33	36	38	45	-	-	-	-	-	-
3615	Dalhousie Regional High School	274	-	-	-	-	-	-	27	31	41	38	41	52	41	3	-
1025	Dr. Losier Middle School	220	-	-	-	-	-	-	72	71	77	-	-	-	-	-	-
4056	Eleanor W. Graham Middle School	169	-	-	-	-	-	-	52	59	58	-	-	-	-	-	-
0858	Gretna Green School	335	33	34	42	33	35	45	38	31	44	-	-	-	-	-	-
4010	Harcourt School	21	2	3	4	6	4	2	-	-	-	-	-	-	-	-	-
3601	Jacquet River School	84	11	11	7	9	6	11	10	8	11	-	-	-	-	-	-
1020	James M. Hill Memorial High School	593	-	-	-	-	-	-	-	-	-	164	135	159	133	2	-
4259	Janeville Elementary School	34	7	8	3	6	6	4	-	-	-	-	-	-	-	-	-
1026	King Street Elementary School	449	75	78	68	79	75	74	-	-	-	-	-	-	-	-	-
3613	L.E. Reinsborough School	180	32	30	34	27	30	27	-	-	-	-	-	-	-	-	-
3803	Lord Beaverbrook School	191	41	32	45	43	30	-	-	-	-	-	-	-	-	-	-
0860	Max Aitken Academy	522	52	48	51	53	69	64	69	60	56	-	-	-	-	-	-
0839	Millerton Elementary & Junior High School	83	11	6	10	11	13	5	8	8	11	-	-	-	-	-	-
1013	Miramichi Rural School	70	6	6	9	8	8	9	7	7	10	-	-	-	-	-	-
0811	Miramichi Valley High School	594	-	-	-	-	-	-	-	-	-	135	146	138	174	1	-
1014	Napan Elementary School	42	4	7	7	8	3	13	-	-	-	-	-	-	-	-	-
1017	Nelson Rural School	275	26	32	31	29	30	38	41	18	30	-	-	-	-	-	-
0859	North & South Esk Elementary School	150	15	22	29	21	18	25	20	-	-	-	-	-	-	-	-
0825	North & South Esk Regional High School	181	-	-	-	-	-	-	-	29	23	38	28	34	29	-	-
4260	Parkwood Heights Elementary School	244	43	50	42	40	32	37	-	-	-	-	-	-	-	-	-
4017	Rexton Elementary School	273	40	38	54	42	51	48	-	-	-	-	-	-	-	-	-
3823	Sugarloaf Senior High School	361	-	-	-	-	-	-	-	-	-	90	92	93	83	3	-
4207	Superior Middle School	248	-	-	-	-	-	-	83	95	70	-	-	-	-	-	-
0802	Tabusintac Community School	69	10	5	13	8	4	8	12	6	3	-	-	-	-	-	-
4261	Terry Fox Elementary School	249	35	43	44	47	46	34	-	-	-	-	-	-	-	-	-
Total - Anglophone North School District		7,306	453	480	508	492	482	501	502	489	504	712	695	740	735	13	

Table 22. Enrolment by School by Grade, September 30, 2021 (continued)

School		Total	Grade										Prev. Grads			
District	School Number and Name		K	01	02	03	04	05	06	07	08	09		10	11	12
Anglophone South School District																
	1801	Apohaqui Elementary School	95	17	19	9	14	14	22	-	-	-	-	-	-	-
	2101	Back Bay Elementary School	43	7	4	12	6	9	5	-	-	-	-	-	-	-
	2003	Barnhill Memorial School	332	-	-	-	-	-	-	107	120	105	-	-	-	-
	2066	Bayside Middle School	594	-	-	-	-	-	-	191	201	202	-	-	-	-
	2004	Bayview School	213	27	23	39	33	45	46	-	-	-	-	-	-	-
	2005	Beaconsfield Middle School	223	-	-	-	-	-	-	88	70	65	-	-	-	-
	1938	Belleisle Elementary School	139	23	22	16	26	30	22	-	-	-	-	-	-	-
	1945	Belleisle Regional High School	206	-	-	-	-	-	-	25	31	29	31	32	31	26
	2103	Blacks Harbour School	137	25	26	26	18	19	23	-	-	-	-	-	-	-
	2301	Campobello Island Consolidated School	107	17	9	8	11	-	10	7	9	11	7	6	3	9
	2007	Centennial School	205	34	24	41	27	35	44	-	-	-	-	-	-	-
	2008	Champlain Heights School	316	64	43	42	55	48	64	-	-	-	-	-	-	-
	1948	Chris Saunders Memorial Elementary School	260	42	53	38	42	35	50	-	-	-	-	-	-	-
	2104	Deer Island Community School	54	1	7	4	2	5	9	7	10	9	-	-	-	-
	1940	Dr. A. T. Leatherbarrow Primary School	194	60	92	42	-	-	-	-	-	-	-	-	-	-
	1930	Fairvale Elementary School	353	48	52	67	64	57	65	-	-	-	-	-	-	-
	2013	Forest Hills School	668	46	51	62	50	43	69	115	101	131	-	-	-	-
	2111	Fundy Middle and High School	574	-	-	-	-	-	-	85	73	78	87	75	78	98
	2074	Fundy Shores School	83	19	6	10	16	10	22	-	-	-	-	-	-	-
	2014	Glen Falls School	154	27	18	23	23	28	35	-	-	-	-	-	-	-
	2068	Grand Bay Primary School	116	43	34	39	-	-	-	-	-	-	-	-	-	-
	2201	Grand Manan Community School	378	41	26	36	34	29	36	34	25	25	30	18	18	26
	1944	Hammond River Valley Elementary School	165	29	26	23	29	27	31	-	-	-	-	-	-	-
	1939	Hampton Elementary School	321	-	-	50	87	89	95	-	-	-	-	-	-	-
	1947	Hampton High School	569	-	-	-	-	-	-	-	-	-	145	132	153	138
	1921	Hampton Middle School	354	-	-	-	-	-	-	101	130	123	-	-	-	-
	2060	Harbour View High School	948	-	-	-	-	-	-	-	-	-	223	226	288	211
	1929	Harry Miller Middle School	352	-	-	-	-	-	-	105	104	143	-	-	-	-
	2020	Hazen-White-St. Francis School	154	17	19	18	27	39	34	-	-	-	-	-	-	-
	2016	Inglewood School	122	-	-	-	41	47	34	-	-	-	-	-	-	-
	2070	Island View School	363	65	63	67	70	60	38	-	-	-	-	-	-	-
	1931	Kennebecasis Park Elementary School	143	24	31	25	19	27	17	-	-	-	-	-	-	-
	1941	Kennebecasis Valley High School	1,093	-	-	-	-	-	-	-	-	-	264	274	274	274
	1943	Lakefield Elementary School	349	45	54	62	66	70	52	-	-	-	-	-	-	-
	2028	Lakewood Heights School	269	48	34	52	40	42	53	-	-	-	-	-	-	-
	2302	Lawrence Station Elementary School	33	2	7	6	-	10	8	-	-	-	-	-	-	-
	2030	Loch Lomond School	297	44	52	59	42	45	55	-	-	-	-	-	-	-
	2059	M. Gerald Teed Memorial School	200	46	78	76	-	-	-	-	-	-	-	-	-	-
	1925	Macdonald Consolidated School	225	24	27	30	24	26	21	25	28	20	-	-	-	-
	2065	Millidgeville North School	532	-	-	-	67	60	72	88	125	120	-	-	-	-
	2339	Milltown Elementary School	177	36	25	22	29	38	27	-	-	-	-	-	-	-

Table 22. Enrolment by School by Grade, September 30, 2021 (continued)

School		Total	Grade												Prev. Grads	
District	School Number and Name		K	01	02	03	04	05	06	07	08	09	10	11		12
Anglophone South School District																
	1811 Norton Elementary School	130	24	17	21	24	28	16	-	-	-	-	-	-	-	-
	2039 Prince Charles School	143	14	19	10	17	18	17	20	22	6	-	-	-	-	-
	2041 Princess Elizabeth School	462	34	28	33	42	44	47	84	69	81	-	-	-	-	-
	1932 Quispamsis Elementary School	370	66	43	70	71	62	58	-	-	-	-	-	-	-	-
	1946 Quispamsis Middle School	548	-	-	-	-	-	-	171	201	176	-	-	-	-	-
	2072 River Valley Middle School	306	-	-	-	-	-	-	94	94	118	-	-	-	-	-
	1927 Rothesay Elementary School	416	63	78	70	73	69	63	-	-	-	-	-	-	-	-
	1928 Rothesay High School	550	-	-	-	-	-	-	-	-	-	141	149	133	126	1
	1942 Rothesay Park School	184	-	-	-	-	-	-	63	56	65	-	-	-	-	-
	2043 Saint John High School	927	-	-	-	-	-	-	-	-	-	220	226	234	243	4
	2057 Saint Rose School	257	35	36	47	40	52	47	-	-	-	-	-	-	-	-
	2075 Seaside Park Elementary School	489	71	89	76	81	82	90	-	-	-	-	-	-	-	-
	2047 Simonds High School	852	-	-	-	-	-	-	-	-	-	234	207	198	213	-
	2310 Sir James Dunn Academy	180	-	-	-	-	-	-	20	17	27	20	32	33	31	-
	2110 St. George Elementary School	244	32	40	46	45	44	37	-	-	-	-	-	-	-	-
	2067 St. John the Baptist/King Edward School	243	29	26	27	34	34	22	34	16	21	-	-	-	-	-
	2051 St. Malachy's Memorial High School	934	-	-	-	-	-	-	-	-	-	249	201	271	210	3
	2052 St. Martins School	69	14	13	11	8	10	13	-	-	-	-	-	-	-	-
	2336 St. Stephen Elementary School	450	68	79	74	64	83	82	-	-	-	-	-	-	-	-
	2338 St. Stephen High School	471	-	-	-	-	-	-	-	-	-	132	117	106	113	3
	2337 St. Stephen Middle School	357	-	-	-	-	-	-	110	123	124	-	-	-	-	-
	1819 Sussex Corner Elementary School	269	41	40	53	39	56	40	-	-	-	-	-	-	-	-
	1817 Sussex Elementary School	443	67	72	71	70	91	72	-	-	-	-	-	-	-	-
	1820 Sussex Middle School	490	-	-	-	-	-	-	167	164	159	-	-	-	-	-
	1818 Sussex Regional High School	663	-	-	-	-	-	-	-	-	-	151	144	151	214	3
	2311 Vincent Massey Elementary School	142	27	13	25	21	22	34	-	-	-	-	-	-	-	-
	2062 Westfield School	296	41	44	63	40	57	51	-	-	-	-	-	-	-	-
	2206 White Head Elementary School	3	1	-	1	-	1	-	-	-	-	-	-	-	-	-
Total - Anglophone South School District		22,998	1,548	1,562	1,702	1,631	1,740	1,748	1,741	1,789	1,838	1,934	1,839	1,971	1,932	23

Table 22. Enrolment by School by Grade, September 30, 2021 (continued)

School		Total	Grade												Prev. Grads	
District	School Number and Name		K	01	02	03	04	05	06	07	08	09	10	11		12
Anglophone West School District																
	2704 McAdam High School	81	-	-	-	-	-	-	18	12	11	11	9	10	10	-
	2910 Meduxnekeag Consolidated School	631	63	67	80	72	65	80	61	63	80	-	-	-	-	-
	2411 Minto Elementary Middle School	356	32	36	33	38	36	34	45	60	42	-	-	-	-	-
	2407 Minto Memorial High School	152	-	-	-	-	-	-	-	-	-	37	30	46	39	-
	2633 Montgomery Street Elementary School	227	46	36	43	42	31	29	-	-	-	-	-	-	-	-
	2802 Nackawic Elementary School	215	36	29	39	30	45	36	-	-	-	-	-	-	-	-
	2811 Nackawic Middle School	117	-	-	-	-	-	-	28	42	47	-	-	-	-	-
	2801 Nackawic Senior High School	280	-	-	-	-	-	-	-	-	-	62	65	66	87	-
	2620 Nashwaak Valley School	107	25	16	14	19	18	15	-	-	-	-	-	-	-	-
	2621 Nashwaaksis Memorial School	354	45	59	74	56	73	47	-	-	-	-	-	-	-	-
	2636 Nashwaaksis Middle School	605	-	-	-	-	-	-	206	215	184	-	-	-	-	-
	2639 New Maryland Elementary School	535	93	99	97	81	78	87	-	-	-	-	-	-	-	-
	2513 Oromocto High School	1,073	-	-	-	-	-	-	-	-	-	248	287	280	254	4
	2623 Park Street Elementary School	370	42	59	61	69	68	71	-	-	-	-	-	-	-	-
	3105 Perth-Andover Middle School	204	-	-	-	-	-	-	66	66	72	-	-	-	-	-
	2624 Priestman Street Elementary School	547	90	89	94	99	86	89	-	-	-	-	-	-	-	-
	2512 Ridgeview Middle School	339	-	-	-	-	-	-	124	96	119	-	-	-	-	-
	2638 Royal Road Elementary School	338	50	60	63	56	49	60	-	-	-	-	-	-	-	-
	5401 Saint Mary's Academy	250	15	24	23	24	17	16	21	15	32	16	16	17	14	-
	3106 Southern Victoria High School	272	-	-	-	-	-	-	-	-	-	69	78	70	55	-
	0906 Stanley Consolidated School	239	14	17	21	14	22	19	26	19	14	16	18	22	17	-
	2510 Summerhill Street Elementary School	253	-	-	-	88	86	79	-	-	-	-	-	-	-	-
	2505 Sunbury West School	230	33	16	20	26	29	29	20	31	26	-	-	-	-	-
	3111 Tobique Valley High School	140	-	-	-	-	-	-	22	22	15	16	21	17	27	-
	2911 Townsview School	615	63	65	59	76	58	75	73	70	76	-	-	-	-	-
	0905 Upper Miramichi Elementary School	87	12	12	18	11	17	17	-	-	-	-	-	-	-	-
	2908 Woodstock High School	610	-	-	-	-	-	-	-	-	-	173	135	155	145	2
Total - Anglophone West School District		22,915	1,566	1,618	1,759	1,716	1,648	1,705	1,823	1,795	1,833	1,855	1,824	1,894	1,861	18

Table 22. Enrolment by School by Grade, September 30, 2021 (continued)

School		Total	Grade										Prev. Grads			
District	School Number and Name		K	01	02	03	04	05	06	07	08	09		10	11	12
District scolaire francophone Nord-Est																
	4109 Académie Assomption	40	10	9	7	7	3	4	-	-	-	-	-	-	-	
	3511 Académie Notre-Dame	180	20	14	19	20	16	15	19	32	25	-	-	-	-	
	3516 Aux quatre vents	217	-	-	-	-	-	-	-	-	-	52	57	49	58	
	4157 Carrefour Étudiant	249	31	19	29	20	31	26	26	34	33	-	-	-	-	
	0761 Centre scolaire communautaire La fontaine	408	24	19	27	28	23	28	23	19	42	43	54	34	43	
	4161 Cité de l'Amitié	326	65	47	59	49	58	48	-	-	-	-	-	-	-	
	0714 École La Passerelle	206	24	19	22	24	24	17	23	23	30	-	-	-	-	
	0702 École La Relève-de-Saint-Isidore	140	18	13	20	9	17	14	21	11	17	-	-	-	-	
	0719 École La Ruche	297	45	37	57	62	47	49	-	-	-	-	-	-	-	
	0725 École La Source	355	49	30	44	35	45	44	42	33	33	-	-	-	-	
	0762 École La Villa des Amis	143	14	10	13	18	18	18	18	19	15	-	-	-	-	
	0609 École La-Rivière	93	14	12	4	14	12	14	8	5	10	-	-	-	-	
	0720 École Le Tremplin	179	-	-	-	-	-	-	64	62	53	-	-	-	-	
	0503 École Léandre-LeGresley	132	16	15	20	14	10	14	14	13	16	-	-	-	-	
	0627 École L'Envolée	408	42	44	46	48	33	49	50	44	52	-	-	-	-	
	0513 École L'Escale-des-Jeunes	70	4	6	9	6	11	10	7	8	9	-	-	-	-	
	0625 École L'Étincelle	128	11	16	8	12	16	25	14	15	11	-	-	-	-	
	0540 École Marguerite-Bourgeois	373	30	38	41	36	44	41	43	47	53	-	-	-	-	
	0601 École Marie-Esther	389	-	-	-	-	-	-	-	-	-	103	99	98	88	
	0504 École Ola-Léger	74	6	7	7	9	10	9	6	10	10	-	-	-	-	
	0752 École René-Chouinard	78	7	9	6	5	12	8	9	10	12	-	-	-	-	
	4156 École secondaire Népisguit	680	-	-	-	-	-	-	-	-	-	192	165	161	162	
	0604 École Soeur-Saint-Alexandre	251	19	29	24	25	38	34	22	30	30	-	-	-	-	
	0541 École Terre des Jeunes	219	13	18	26	29	23	30	24	28	28	-	-	-	-	
	4143 François-Xavier-Daigle	102	7	4	14	9	9	11	14	20	14	-	-	-	-	
	4125 La Croisée	225	22	19	19	19	22	27	30	31	36	-	-	-	-	
	3517 La Mosaïque du Nord	252	22	28	30	23	27	38	31	22	31	-	-	-	-	
	4158 Le Domaine Étudiant	243	-	-	-	-	46	40	55	58	44	-	-	-	-	
	3724 Le Galion des Appalaches	565	53	58	67	61	60	58	72	61	75	-	-	-	-	
	4114 Le Tournesol	176	38	51	51	36	-	-	-	-	-	-	-	-	-	
	4159 Place-des-Jeunes	220	-	-	-	-	-	-	64	78	78	-	-	-	-	
	0539 Polyvalente Louis-Mailloux	404	-	-	-	-	-	-	-	-	-	105	104	77	117	
	3722 Polyvalente Roland-Pépin	270	-	-	-	-	-	-	-	-	-	55	69	74	70	
	0760 Polyvalente W.-Arthur-Losier	633	-	-	-	-	-	-	-	-	-	154	176	155	147	
Total - District scolaire francophone Nord-Est		8,725	604	571	669	618	655	671	699	713	757	704	724	648	685	7

Table 22. Enrolment by School by Grade, September 30, 2021 (continued)

School		Total	Grade										Prev.			
District	School Number and Name		K	01	02	03	04	05	06	07	08	09	10	11	12	Grads
District scolaire francophone Nord-Ouest																
	3329 Carrefour de la Jeunesse	343	33	33	38	37	37	31	53	31	50	-	-	-	-	-
	3327 Centre d'apprentissage du Haut-Madawaska	167	19	14	22	12	17	22	24	17	20	-	-	-	-	-
	3325 Cité des Jeunes A.-M.-Sormany	956	-	-	-	-	-	-	-	-	-	240	234	244	238	-
	3326 École communautaire Ernest-Lang	82	9	13	8	6	6	5	10	12	13	-	-	-	-	-
	3316 École communautaire Saint-Joseph	79	14	4	12	7	5	10	7	12	8	-	-	-	-	-
	3215 École Grande-Rivière	254	14	18	16	15	12	17	18	31	25	25	19	25	19	-
	0109 École Marie-Gaétane	283	25	30	13	27	20	19	21	19	14	24	18	22	29	2
	3205 École Mgr-Lang	190	20	28	24	28	24	34	32	-	-	-	-	-	-	-
	0101 École Mgr-Martin	263	33	39	36	41	40	40	34	-	-	-	-	-	-	-
	3320 École Mgr-Matthieu-Mazerolle	106	15	12	7	12	14	14	9	12	11	-	-	-	-	-
	3309 École Notre-Dame	403	35	39	38	35	37	48	55	46	70	-	-	-	-	-
	3317 École Régionale Saint-Basile	306	19	29	44	38	34	30	41	35	36	-	-	-	-	-
	3321 École Régionale Sainte-Anne	122	13	12	18	14	13	13	12	11	16	-	-	-	-	-
	3314 École Saint-Jacques	282	20	23	27	31	34	34	46	31	36	-	-	-	-	-
	3218 Élémentaire Sacré-Coeur	304	34	41	39	35	57	51	47	-	-	-	-	-	-	-
	0118 Polyvalente A.-J.-Savoie	212	-	-	-	-	-	-	-	40	39	32	35	33	32	1
	3217 Polyvalente Thomas-Albert	530	-	-	-	-	-	-	-	90	101	84	77	112	66	-
	3211 Régionale-de-Saint-André	120	15	15	16	15	26	18	15	-	-	-	-	-	-	-
Total - District scolaire francophone Nord-Ouest		5,002	318	350	358	353	376	386	424	387	439	405	383	436	384	3

Table 22. Enrolment by School by Grade, September 30, 2021 (continued)

School		Total	Grade												Prev. Grads		
District	School Number and Name		K	01	02	03	04	05	06	07	08	09	10	11		12	
District scolaire francophone Sud																	
	5201	Centre scolaire Samuel-de-Champlain	727	41	50	43	54	35	57	80	67	88	51	60	57	44	-
	1340	École Abbey-Landry	423	35	49	52	48	46	49	47	46	51	-	-	-	-	-
	1348	École Amirault	229	68	81	80	-	-	-	-	-	-	-	-	-	-	-
	1357	École Anna-Malenfant	623	95	115	114	102	106	91	-	-	-	-	-	-	-	-
	1364	École Antonine-Maillet	578	-	-	-	-	-	-	192	176	210	-	-	-	-	-
	5107	École Arc-en-ciel	370	48	49	41	41	49	34	40	33	35	-	-	-	-	-
	1206	École Blanche-Bourgeois	197	19	21	24	21	22	21	24	21	24	-	-	-	-	-
	1215	École Calixte-F.-Savoie	77	11	6	9	11	5	8	8	9	10	-	-	-	-	-
	1227	École Camille-Vautour	179	15	23	18	24	18	18	15	25	23	-	-	-	-	-
	5301	École Carrefour Beausoleil	291	26	26	31	23	18	30	20	25	27	19	15	12	19	-
	1361	École Carrefour de l'Acadie	283	-	-	-	-	-	-	98	95	90	-	-	-	-	-
	1334	École Champlain	979	134	108	127	127	93	113	93	91	93	-	-	-	-	-
	1226	École Clément-Cormier	420	-	-	-	-	-	-	-	-	-	106	123	93	97	1
	5138	École des Bâisseurs	458	66	72	85	75	89	71	-	-	-	-	-	-	-	-
	5202	École des Pionniers	192	36	29	35	26	36	30	-	-	-	-	-	-	-	-
	1356	École Donat-Robichaud	291	28	28	31	39	29	29	33	42	32	-	-	-	-	-
	1202	École Dr-Marguerite-Michaud	244	24	29	26	27	24	29	24	27	34	-	-	-	-	-
	1358	École Grande-Digue	253	34	22	31	23	24	33	26	29	31	-	-	-	-	-
	1363	École Le Marais	250	-	-	-	73	97	80	-	-	-	-	-	-	-	-
	1359	École Le Mascaret	309	-	-	-	-	-	-	101	102	106	-	-	-	-	-
	1362	École Le Sommet	989	111	105	121	125	115	116	96	103	97	-	-	-	-	-
	5139	École Les Éclaireurs	492	68	40	56	67	56	61	48	40	56	-	-	-	-	-
	1360	École L'Odysée	999	-	-	-	-	-	-	-	-	-	289	261	242	202	5
	1355	École Mathieu-Martin	1,223	-	-	-	-	-	-	-	-	-	340	308	285	290	-
	1315	École Mgr-François-Bourgeois	509	45	56	55	59	56	53	56	76	53	-	-	-	-	-
	3954	École Mgr-Marcel-François-Richard	406	23	30	26	19	17	24	17	22	16	48	59	50	55	-
	1228	École Mont Carmel	154	9	21	20	21	9	16	20	18	20	-	-	-	-	-
	1213	École Notre-Dame	107	11	8	10	16	8	16	10	16	12	-	-	-	-	-
	1317	École Père-Edgar-T.-LeBlanc	365	45	39	33	47	57	44	33	34	33	-	-	-	-	-
	3905	École Régionale de Baie-Sainte-Anne	96	7	4	4	5	9	6	5	12	-	3	13	10	18	-
	5137	École Sainte-Anne	739	-	-	-	-	-	-	79	83	84	121	133	124	112	3
	1349	École Sainte-Bernadette	295	59	47	46	48	50	45	-	-	-	-	-	-	-	-
	1335	École Sainte-Thérèse	390	52	48	58	70	79	83	-	-	-	-	-	-	-	-
	1350	École Saint-Henri	314	45	45	46	65	54	59	-	-	-	-	-	-	-	-
	3955	École Soleil Levant	227	28	26	27	24	28	29	19	27	19	-	-	-	-	-
	3924	Étoile de l'Acadie	256	22	19	21	33	15	13	22	13	23	18	26	18	13	-
	1331	Polyvalente Louis-J.-Robichaud	601	-	-	-	-	-	-	-	-	-	159	154	123	165	-
Total - District scolaire francophone Sud			15,535	1,205	1,196	1,270	1,313	1,244	1,258	1,206	1,232	1,267	1,154	1,152	1,014	1,015	9

Table 23. Enrolment in French Immersion by School by Grade, September 30, 2021

School		Total	Grade											
District	School Number and Name		01	02	03	04	05	06	07	08	09	10	11	12
Anglophone East School District														
	1572	Arnold H. McLeod School	161	37	33	25	33	33	-	-	-	-	-	-
	1569	Bernice MacNaughton High School	391	-	-	-	-	-	-	-	88	100	104	99
	1504	Bessborough School	345	35	50	37	51	32	53	41	46	-	-	-
	1505	Birchmount School	246	35	32	17	22	34	42	36	28	-	-	-
	1702	Caledonia Regional High School	116	-	-	-	-	-	25	17	20	13	11	5
	1567	Claude D. Taylor School	130	25	24	26	27	28	-	-	-	-	-	-
	1573	Edith Cavell School	69	16	7	6	5	11	6	9	9	-	-	-
	1576	Evergreen Park School	251	52	61	52	45	41	-	-	-	-	-	-
	1514	Forest Glen School	106	28	22	24	32	-	-	-	-	-	-	-
	1550	Frank L. Bowser School	187	36	40	43	43	25	-	-	-	-	-	-
	1517	Harrison Trimble High School	467	-	-	-	-	-	-	-	-	167	94	104
	1519	Hillcrest School	31	-	-	-	-	-	10	7	14	-	-	-
	1610	J.M.A. Armstrong/Salisbury Middle School	343	-	-	-	-	45	39	46	42	49	39	42
	1571	Lewisville Middle School	232	-	-	-	-	-	67	77	88	-	-	-
	1574	Lou MacNarin School	187	46	41	39	34	27	-	-	-	-	-	-
	1528	Magnetic Hill School	286	39	29	45	32	34	35	43	29	-	-	-
	1579	Maplehurst Middle School	454	-	-	-	-	-	175	159	120	-	-	-
	1402	Marshview Middle School	188	-	-	-	-	46	44	51	47	-	-	-
	1539	Moncton High School	432	-	-	-	-	-	-	-	-	123	112	91
	1577	Northrop Frye School	303	63	69	69	57	45	-	-	-	-	-	-
	1604	Petitcodiac Regional School	362	20	26	18	20	19	50	42	48	42	24	26
	1416	Port Elgin Regional School	30	-	-	-	-	-	8	11	11	-	-	-
	1547	Queen Elizabeth School	133	15	18	20	19	11	11	23	16	-	-	-
	1578	Riverview East School	456	54	62	47	47	52	71	60	63	-	-	-
	1570	Riverview High School	574	-	-	-	-	-	-	-	-	160	132	152
	1549	Riverview Middle School	337	-	-	-	-	-	108	125	104	-	-	-
	1417	Salem Elementary School	241	65	52	64	60	-	-	-	-	-	-	-
	1607	Salisbury Elementary School	150	42	41	37	30	-	-	-	-	-	-	-
	1553	Shediac Cape School	146	31	17	18	17	17	14	17	15	-	-	-
	1559	Sunny Brae Middle School	116	-	-	-	-	23	30	32	31	-	-	-
	1411	Tantramar Regional High School	177	-	-	-	-	-	-	-	-	56	39	40
	1551	West Riverview School	116	24	32	25	22	13	-	-	-	-	-	-
Total - Anglophone East School District			7,763	663	656	612	596	536	788	796	731	698	551	564

Table 23. Enrolment in French Immersion by School by Grade, September 30, 2021 (continued)

School		Total	Grade											
District	School Number and Name		01	02	03	04	05	06	07	08	09	10	11	12
Anglophone North School District														
	4201 Bathurst High School	83	-	-	-	-	-	-	-	-	28	22	17	16
	0843 Blackville School	59	-	-	9	8	11	6	15	-	-	10	-	-
	4055 Bonar Law Memorial School	93	-	-	-	-	-	-	-	-	28	27	14	24
	3806 Campbellton Middle School	58	-	-	-	-	13	14	16	15	-	-	-	-
	3615 Dalhousie Regional High School	79	-	-	-	-	-	14	11	15	11	14	4	10
	1025 Dr. Losier Middle School	85	-	-	-	-	-	29	30	26	-	-	-	-
	4056 Eleanor W. Graham Middle School	69	-	-	-	-	-	20	19	30	-	-	-	-
	0858 Gretna Green School	172	21	25	14	23	19	18	23	29	-	-	-	-
	1020 James M. Hill Memorial High School	130	-	-	-	-	-	-	-	-	40	37	34	19
	1026 King Street Elementary School	153	37	32	28	34	22	-	-	-	-	-	-	-
	3613 L.E. Reinsborough School	79	19	18	11	14	17	-	-	-	-	-	-	-
	3803 Lord Beaverbrook School	68	18	25	11	14	-	-	-	-	-	-	-	-
	0860 Max Aitken Academy	224	23	27	31	31	31	30	29	22	-	-	-	-
	0811 Miramichi Valley High School	140	-	-	-	-	-	-	-	-	45	35	32	28
	1017 Nelson Rural School	75	12	16	10	-	8	8	11	10	-	-	-	-
	0859 North & South Esk Elementary School	48	8	16	9	7	8	-	-	-	-	-	-	-
	4260 Parkwood Heights Elementary School	108	33	23	24	11	17	-	-	-	-	-	-	-
	4017 Rexton Elementary School	100	20	23	18	23	16	-	-	-	-	-	-	-
	3823 Sugarloaf Senior High School	69	-	-	-	-	-	-	-	-	23	21	13	12
	4207 Superior Middle School	127	-	-	-	-	-	52	44	31	-	-	-	-
	4261 Terry Fox Elementary School	105	22	20	26	20	17	-	-	-	-	-	-	-
Total - Anglophone North School District		2,124	213	225	191	185	179	191	198	178	175	166	114	109

Table 23. Enrolment in French Immersion by School by Grade, September 30, 2021 (continued)

School		Total	Grade											
District	School Number and Name		01	02	03	04	05	06	07	08	09	10	11	12
Anglophone South School District														
	2003 Barnhill Memorial School	172	-	-	-	-	-	49	72	51	-	-	-	-
	2066 Bayside Middle School	190	-	-	-	-	-	71	56	63	-	-	-	-
	2005 Beaconsfield Middle School	80	-	-	-	-	-	39	29	12	-	-	-	-
	1945 Belleisle Regional High School	79	-	-	-	-	-	14	13	12	8	13	10	9
	1948 Chris Saunders Memorial Elementary School	104	27	22	17	18	20	-	-	-	-	-	-	-
	1940 Dr. A. T. Leatherbarrow Primary School	56	56	-	-	-	-	-	-	-	-	-	-	-
	1930 Fairvale Elementary School	148	22	33	30	27	36	-	-	-	-	-	-	-
	2013 Forest Hills School	302	23	35	24	14	27	55	62	62	-	-	-	-
	2111 Fundy Middle and High School	188	-	-	-	-	-	29	17	36	40	34	10	22
	2068 Grand Bay Primary School	31	16	15	-	-	-	-	-	-	-	-	-	-
	1939 Hampton Elementary School	166	-	50	43	48	25	-	-	-	-	-	-	-
	1947 Hampton High School	223	-	-	-	-	-	-	-	-	73	62	48	40
	1921 Hampton Middle School	203	-	-	-	-	-	59	71	73	-	-	-	-
	2060 Harbour View High School	303	-	-	-	-	-	-	-	-	78	90	78	57
	1929 Harry Miller Middle School	208	-	-	-	-	-	59	63	86	-	-	-	-
	2016 Inglewood School	46	-	-	20	15	11	-	-	-	-	-	-	-
	2070 Island View School	110	24	31	28	27	-	-	-	-	-	-	-	-
	1941 Kennebecasis Valley High School	512	-	-	-	-	-	-	-	-	134	141	115	122
	1943 Lakefield Elementary School	158	32	39	34	34	19	-	-	-	-	-	-	-
	2030 Loch Lomond School	96	25	22	16	15	18	-	-	-	-	-	-	-
	2059 M. Gerald Teed Memorial School	89	50	39	-	-	-	-	-	-	-	-	-	-
	1925 Macdonald Consolidated School	37	-	-	-	-	-	11	15	11	-	-	-	-
	2065 Millidgeville North School	217	-	-	34	24	28	32	56	43	-	-	-	-
	2041 Princess Elizabeth School	83	-	-	8	8	8	23	15	21	-	-	-	-
	1932 Quispamsis Elementary School	138	26	38	36	19	19	-	-	-	-	-	-	-
	1946 Quispamsis Middle School	339	-	-	-	-	-	118	100	121	-	-	-	-
	2072 River Valley Middle School	187	-	-	-	-	-	57	62	68	-	-	-	-
	1927 Rothesay Elementary School	154	40	35	28	33	18	-	-	-	-	-	-	-
	1928 Rothesay High School	258	-	-	-	-	-	-	-	-	79	67	63	49
	1942 Rothesay Park School	110	-	-	-	-	-	40	34	36	-	-	-	-
	2043 Saint John High School	298	-	-	-	-	-	-	-	-	65	74	86	73
	2075 Seaside Park Elementary School	109	34	19	16	18	22	-	-	-	-	-	-	-
	2047 Simonds High School	183	-	-	-	-	-	-	-	-	54	54	41	34
	2110 St. George Elementary School	97	20	18	20	24	15	-	-	-	-	-	-	-
	2051 St. Malachy's Memorial High School	316	-	-	-	-	-	-	-	-	94	77	86	59
	2336 St. Stephen Elementary School	195	48	34	34	43	36	-	-	-	-	-	-	-
	2338 St. Stephen High School	163	-	-	-	-	-	-	-	-	49	47	36	31
	2337 St. Stephen Middle School	173	-	-	-	-	-	54	75	44	-	-	-	-

Table 23. Enrolment in French Immersion by School by Grade, September 30, 2021 (continued)

School		Grade												
District	School Number and Name	Total	01	02	03	04	05	06	07	08	09	10	11	12
Anglophone South School District														
	1819 Sussex Corner Elementary School	96	16	25	12	26	17	-	-	-	-	-	-	-
	1817 Sussex Elementary School	162	36	29	31	40	26	-	-	-	-	-	-	-
	1820 Sussex Middle School	264	-	-	-	-	-	84	86	94	-	-	-	-
	1818 Sussex Regional High School	254	-	-	-	-	-	-	-	-	79	63	49	63
	2062 Westfield School	100	21	21	17	24	17	-	-	-	-	-	-	-
Total - Anglophone South School District		7,397	516	505	448	457	362	794	826	833	753	722	622	559

Table 23. Enrolment in French Immersion by School by Grade, September 30, 2021 (continued)

School		Total	Grade											
District	School Number and Name		01	02	03	04	05	06	07	08	09	10	11	12
Anglophone West School District														
	3107	Andover Elementary School	49	-	15	13	12	9	-	-	-	-	-	-
	2506	Assiniboine Avenue Elementary School	69	32	37	-	-	-	-	-	-	-	-	-
	2602	Barkers Point Elementary School	111	15	31	23	16	26	-	-	-	-	-	-
	2641	Bliss Carman Middle School	328	-	-	-	-	-	107	120	101	-	-	-
	3018	Carleton North High School	130	-	-	-	-	-	-	-	-	44	32	34
	2604	Connaught Street School	188	51	51	24	32	30	-	-	-	-	-	-
	2605	Devon Middle School	286	-	-	-	-	-	102	87	97	-	-	-
	3009	Florenceville Elementary School	108	22	26	20	20	20	-	-	-	-	-	-
	3008	Florenceville Middle School	94	-	-	-	-	-	25	30	39	-	-	-
	2608	Forest Hill Elementary School	46	46	-	-	-	-	-	-	-	-	-	-
	2635	Fredericton High School	727	-	-	-	-	-	-	-	-	229	188	166
	2609	Garden Creek School	186	41	37	43	32	33	-	-	-	-	-	-
	2619	George Street Middle School	426	-	-	-	-	-	153	121	152	-	-	-
	2508	Gesner Street Elementary School	68	37	31	-	-	-	-	-	-	-	-	-
	2642	Gibson-Neill Memorial Elementary School	236	55	47	50	48	36	-	-	-	-	-	-
	2511	Harold Peterson Middle School	180	-	-	-	-	-	55	58	67	-	-	-
	2909	Hartland Community School	17	-	-	-	-	-	17	-	-	-	-	-
	2701	Harvey Elementary School	100	23	20	25	13	19	-	-	-	-	-	-
	2705	Harvey High School	116	-	-	-	-	-	17	22	18	22	10	11
	2509	Hubbard Elementary School	96	-	-	34	32	30	-	-	-	-	-	-
	5001	John Caldwell School	140	16	14	11	11	12	15	8	10	18	9	10
	2611	Keswick Ridge School	41	-	8	10	17	6	-	-	-	-	-	-
	2640	Leo Hayes High School	659	-	-	-	-	-	-	-	-	180	156	171
	2634	Liverpool Street Elementary School	151	-	35	40	32	44	-	-	-	-	-	-
	2910	Meduxnekeag Consolidated School	230	23	33	25	24	30	29	28	38	-	-	-
	2411	Minto Elementary Middle School	109	20	11	19	11	11	-	18	19	-	-	-
	2633	Montgomery Street Elementary School	85	17	20	19	16	13	-	-	-	-	-	-
	2802	Nackawic Elementary School	69	12	13	14	18	12	-	-	-	-	-	-
	2811	Nackawic Middle School	47	-	-	-	-	-	9	16	22	-	-	-
	2801	Nackawic Senior High School	71	-	-	-	-	-	-	-	-	15	19	17
	2621	Nashwaaksis Memorial School	181	33	45	30	51	22	-	-	-	-	-	-
	2636	Nashwaaksis Middle School	354	-	-	-	-	-	123	128	103	-	-	-
	2639	New Maryland Elementary School	271	67	60	56	45	43	-	-	-	-	-	-
	2513	Oromocto High School	256	-	-	-	-	-	-	-	-	69	70	65
	2623	Park Street Elementary School	227	39	49	47	45	47	-	-	-	-	-	-
	3105	Perth-Andover Middle School	42	-	-	-	-	-	17	16	9	-	-	-
	2624	Priestman Street Elementary School	235	51	43	53	42	46	-	-	-	-	-	-
	2512	Ridgeview Middle School	42	-	-	-	-	-	18	12	12	-	-	-

Table 23. Enrolment in French Immersion by School by Grade, September 30, 2021 (continued)

School		Total	Grade											
District	School Number and Name		01	02	03	04	05	06	07	08	09	10	11	12
Anglophone West School District														
	2638	Royal Road Elementary School	134	42	24	24	24	20	-	-	-	-	-	-
	3106	Southern Victoria High School	55	-	-	-	-	-	-	-	-	17	16	11
	2510	Summerhill Street Elementary School	91	-	-	39	30	22	-	-	-	-	-	-
	2911	Townsvew School	229	37	23	28	24	29	30	28	30	-	-	-
	2908	Woodstock High School	226	-	-	-	-	-	-	-	-	58	53	55
Total - Anglophone West School District			7,506	679	673	647	595	560	717	692	717	652	553	540

**Table 24. Dropouts and Enrolment by School District for Grades 7 - 12
September 30, 2019 to September 30, 2020**

School District	Enrolment K-12	Enrolment 7-12	Number of Dropouts	Percent Dropped Out
Anglophone Districts				
Anglophone East School District	16,401	7,769	55	0.7
Anglophone North School District	7,208	3,917	66	1.7
Anglophone South School District	23,163	11,084	78	0.7
Anglophone West School District	22,835	10,806	103	1.0
Francophone Districts				
District scolaire francophone Nord-Est	9,031	4,231	19	0.4
District scolaire francophone Nord-Ouest	5,145	2,413	10	0.4
District scolaire francophone Sud	15,182	6,486	26	0.4
Anglophone	69,607	33,576	302	0.9
Francophone	29,358	13,130	55	0.4
Province	98,965	46,706	357	0.8