

# Summary Statistics

School Year 2018-2019

Prepared by  
Policy & Planning Division  
Department of Education and  
Early Childhood Development

March 2019





# Summary Statistics

**School Year 2018-2019**

**Prepared by  
Policy & Planning Division  
Department of Education and  
Early Childhood Development**

**March 2019**



# Table of Contents

<b>Summary</b> .....	<b>1</b>
Number of Schools, Enrolment, Educators and Pupil/Educator Ratio, September 30, 2018 <b>Table 1</b> .....	3
<b>Schools</b> .....	<b>5</b>
Schools by District and Level of Instruction, September 30, 2018 <b>Table 2</b> .....	7
Summary of Schools by Level and Language of Instruction, September 30, 2018 <b>Table 3</b> .....	7
<b>Enrolment</b> .....	<b>9</b>
Enrolment by School District by Grade, September 30, 2018 <b>Table 4</b> .....	11
Enrolment by School District by Age, September 30, 2018 <b>Table 6</b> .....	12
Enrolment by Grade and Age, September 30, 2018 <b>Table 7</b> .....	13
Enrolment by School District and Language of Instruction, September 30, 2018 <b>Table 8</b> .....	14
Enrolment in French Immersion by School District by Grade, September 30, 2018 <b>Table 9</b> .....	15
<b>Classes</b> .....	<b>17</b>
Number of Classes by School District and Grade: Kindergarten to Grade 8, September 30, 2018 <b>Table 10</b> .....	19
Number of French Immersion Classes by School District and Grade: Kindergarten to Grade 8, September 30, 2018 <b>Table 10a</b> .....	20
Number of English only Classes by School District and Grade: Kindergarten to Grade 8, September 30, 2018 <b>Table 10b</b> .....	21
Number of Combined Classes by School District and Grade Combination, September 30, 2018 <b>Table 11</b> .....	22
Number of French Immersion Combined Classes by School District and Grade Combination, September 30, 2018 <b>Table 11a</b> .....	23
Number of English only Combined Classes by School District and Grade Combination, September 30, 2018 <b>Table 11b</b> .....	24
Average Class Size by School District and Grade Level, September 30, 2018 <b>Table 12</b> .....	25

<b>Educators, Professional and Non-Educational Support Staff</b> .....	<b>27</b>
Full-Time Equivalent Educators by School District and Position, September 30, 2018 <b>Table 13</b> .....	29
Full-Time Equivalent Support Staff by Linguistic Sector and Position, September 30, 2018 <b>Table 14</b> .....	30
<hr/>	
<b>Graduates</b> .....	<b>31</b>
Number of High School Graduates, School Year 2017-2018 <b>Table 15</b> .....	33
<hr/>	
<b>Selected Comparisons</b> .....	<b>37</b>
Number of Schools by District and Year, September 30, 2006 to September 30, 2018 <b>Table 16</b> .....	39
Enrolment by School District and Year, September 30, 2008 to September 30, 2018 <b>Table 17</b> . . .	40
Enrolment in French Immersion by School District and Year, September 30, 2008 to September 30, 2018 <b>Table 17a</b> .....	41
Enrolment by Grade and Year, September 30, 2000 to September 30, 2018 <b>Table 18</b> .....	42
Enrolment in French Immersion by Grade and Year, September 30, 2004 to September 30, 2018 <b>Table 18a</b> .....	45
Combined Classes by School District and Year, September 30, 2008 to September 30, 2018 <b>Table 19</b> .....	46
Educators and Pupil/Educator Ratio by School District and Year, September 30, 2011 to September 30, 2018 <b>Table 20</b> .....	47
<hr/>	
<b>Statistical Information by School</b> .....	<b>49</b>
Enrolment and School Level Educators, September 30, 2018 <b>Table 21</b> .....	51
Enrolment by School by Grade, September 30, 2018 <b>Table 22</b> .....	60
Enrolment in French Immersion by School by Grade, September 30, 2018 <b>Table 23</b> .....	69
<hr/>	
<b>Dropouts</b> .....	<b>75</b>
Dropouts and Enrolment by School District for Grades 7 - 12, September 30, 2016 to September 30, 2017 <b>Table 24</b> .....	77

# Summary

Table 7. Effect numbers under Formula of Effect, Page of 14 rows, on 20 September 2002

Effect	1	2	3	4	5	6	7	8	9	10	11	12	13	14	15	16	17	18	19	20
1	186	237	210	220	209	210	210	210	210	210	210	210	210	210	210	210	210	210	210	210
2	239	237	210	220	209	210	210	210	210	210	210	210	210	210	210	210	210	210	210	210
3	186	237	210	220	209	210	210	210	210	210	210	210	210	210	210	210	210	210	210	210
4	239	237	210	220	209	210	210	210	210	210	210	210	210	210	210	210	210	210	210	210
5	186	237	210	220	209	210	210	210	210	210	210	210	210	210	210	210	210	210	210	210
6	239	237	210	220	209	210	210	210	210	210	210	210	210	210	210	210	210	210	210	210
7	186	237	210	220	209	210	210	210	210	210	210	210	210	210	210	210	210	210	210	210
8	239	237	210	220	209	210	210	210	210	210	210	210	210	210	210	210	210	210	210	210
9	186	237	210	220	209	210	210	210	210	210	210	210	210	210	210	210	210	210	210	210
10	239	237	210	220	209	210	210	210	210	210	210	210	210	210	210	210	210	210	210	210
11	186	237	210	220	209	210	210	210	210	210	210	210	210	210	210	210	210	210	210	210
12	239	237	210	220	209	210	210	210	210	210	210	210	210	210	210	210	210	210	210	210
13	186	237	210	220	209	210	210	210	210	210	210	210	210	210	210	210	210	210	210	210
14	239	237	210	220	209	210	210	210	210	210	210	210	210	210	210	210	210	210	210	210
15	186	237	210	220	209	210	210	210	210	210	210	210	210	210	210	210	210	210	210	210
16	239	237	210	220	209	210	210	210	210	210	210	210	210	210	210	210	210	210	210	210
17	186	237	210	220	209	210	210	210	210	210	210	210	210	210	210	210	210	210	210	210
18	239	237	210	220	209	210	210	210	210	210	210	210	210	210	210	210	210	210	210	210
19	186	237	210	220	209	210	210	210	210	210	210	210	210	210	210	210	210	210	210	210
20	239	237	210	220	209	210	210	210	210	210	210	210	210	210	210	210	210	210	210	210

Table 8. Summary by School District, Age and Grade, September 20, 2002

School District	Age	Grade	Value
1	1	1	1.178
1	1	2	47.6
1	1	3	4.4
1	1	4	50.0
1	1	5	4.3
1	1	6	4.3
1	1	7	4.3
1	1	8	4.3
1	1	9	4.3
1	1	10	4.3
1	1	11	4.3
1	1	12	4.3
1	1	13	4.3
1	1	14	4.3
1	1	15	4.3
1	1	16	4.3
1	1	17	4.3
1	1	18	4.3
1	1	19	4.3
1	1	20	4.3

3,290	3,387	3,417	3,484	2,793
51.6	51.8	51.9	51.3	61.3
3,182	3,231	2,656	48.7	48.7
48.2	48.1	48.7	1,497	1,466
1,210	50.0	51.2	52.1	50.0
1,153	1,379	1,468	47.9	50.0
48.8	49.14	4,950	4,914	4,900
51.2	51.9	51.3	51.9	51.3
3,800	4,561	4,699	4,561	4,699
48.7	48.1	48.7	48.1	48.7





**Table 1. Number of Schools, Enrolment, Educators and Pupil/Educator Ratio, September 30, 2018**

<b>School District</b>	<b>Number of Schools</b>	<b>Pupil Enrolment</b>	<b>Educators<sup>1</sup></b>	<b>Pupil/Educator Ratio</b>
<b>Anglophone Districts</b>				
Anglophone East School District	37	15,924	1,211.9	13.1
Anglophone North School District	30	7,266	674.8	10.8
Anglophone South School District	70	22,903	1,763.5	13.0
Anglophone West School District	69	22,663	1,763.2	12.9
<b>Francophone Districts</b>				
District scolaire francophone Nord-Est	34	9,126	773.0	11.8
District scolaire francophone Nord-Ouest	19	5,218	430.1	12.1
District scolaire francophone Sud	37	14,795	1,113.8	13.3
<b>Anglophone</b>	<b>206</b>	<b>68,756</b>	<b>5,413.3</b>	<b>12.7</b>
<b>Francophone</b>	<b>90</b>	<b>29,139</b>	<b>2,316.9</b>	<b>12.6</b>
<b>Province</b>	<b>296</b>	<b>97,895</b>	<b>7,730.2</b>	<b>12.7</b>

<sup>1</sup> Educators are employees who deliver educational and/or pupil personnel services in a professional capacity. Excludes positions vacant on September 30, 2018.







**Table 2. Schools by District and Level of Instruction, September 30, 2018<sup>1</sup>**

School District	K-5	K-8	K-12	6-8	6-12	9-12	Total
<b>Anglophone Districts</b>							
Anglophone East School District	12	15	2	2	1	5	37
Anglophone North School District	10	9	1	3	2	5	30
Anglophone South School District	38	8	2	10	3	9	70
Anglophone West School District	32	9	6	9	5	8	69
<b>Francophone Districts</b>							
District scolaire francophone Nord-Est	4	21	1	2	-	6	34
District scolaire francophone Nord-Ouest	-	14	1	-	3	1	19
District scolaire francophone Sud	8	16	5	3	1	4	37
<b>Anglophone</b>	<b>92</b>	<b>41</b>	<b>11</b>	<b>24</b>	<b>11</b>	<b>27</b>	<b>206</b>
<b>Francophone</b>	<b>12</b>	<b>51</b>	<b>7</b>	<b>5</b>	<b>4</b>	<b>11</b>	<b>90</b>
<b>Province</b>	<b>104</b>	<b>92</b>	<b>18</b>	<b>29</b>	<b>15</b>	<b>38</b>	<b>296</b>

**Table 3. Summary of Schools by Level and Language of Instruction, September 30, 2018<sup>1</sup>**

Anglophone Districts			Francophone Districts	
Level	English	English and Immersion	Level	Schools
K-5	60	84	K-8	79
6-8	27	60		
9-12	14	35	9-12	22

<sup>1</sup> Please note that each school is counted only once in Table 2. However, in Table 3, a school can be counted in more than one category. For example: a school with grade level K-12 is counted three times in Table 3; once in the K-5 category, once in the 6-8 category, and once in the 9-12 category. That same K-12 school is only counted once in Table 2 in the K-12 category.









**Table 4. Enrolment by School District by Grade, September 30, 2018**

School District	Total	Grade												Previous Graduates	
		K	1	2	3	4	5	6	7	8	9	10	11		12
<b>Anglophone Districts</b>															
Anglophone East School District	15,924	1,101	1,143	1,157	1,209	1,266	1,253	1,220	1,174	1,151	1,291	1,279	1,347	1,322	11
Anglophone North School District	7,266	451	445	453	461	438	480	532	531	534	635	724	765	798	19
Anglophone South School District	22,903	1,581	1,661	1,699	1,717	1,732	1,817	1,795	1,739	1,665	1,778	1,845	1,952	1,909	13
Anglophone West School District	22,663	1,662	1,609	1,682	1,750	1,713	1,745	1,739	1,718	1,774	1,770	1,836	1,800	1,844	21
<b>Francophone Districts</b>															
District scolaire francophone Nord-Est	9,126	613	663	677	702	715	760	687	705	654	693	742	743	764	8
District scolaire francophone Nord-Ouest	5,218	342	400	375	430	384	443	401	393	428	394	413	395	418	2
District scolaire francophone Sud	14,795	1,266	1,217	1,214	1,180	1,227	1,252	1,182	1,200	1,056	988	1,038	1,006	965	4
<b>Anglophone</b>	<b>68,756</b>	<b>4,795</b>	<b>4,858</b>	<b>4,991</b>	<b>5,137</b>	<b>5,149</b>	<b>5,295</b>	<b>5,286</b>	<b>5,162</b>	<b>5,124</b>	<b>5,474</b>	<b>5,684</b>	<b>5,864</b>	<b>5,873</b>	<b>64</b>
<b>Francophone</b>	<b>29,139</b>	<b>2,221</b>	<b>2,280</b>	<b>2,266</b>	<b>2,312</b>	<b>2,326</b>	<b>2,455</b>	<b>2,270</b>	<b>2,298</b>	<b>2,138</b>	<b>2,075</b>	<b>2,193</b>	<b>2,144</b>	<b>2,147</b>	<b>14</b>
<b>Province</b>	<b>97,895</b>	<b>7,016</b>	<b>7,138</b>	<b>7,257</b>	<b>7,449</b>	<b>7,475</b>	<b>7,750</b>	<b>7,556</b>	<b>7,460</b>	<b>7,262</b>	<b>7,549</b>	<b>7,877</b>	<b>8,008</b>	<b>8,020</b>	<b>78</b>

Table 6. Enrolment by School District by Age, September 30, 2018

School District	Age as of September 30, 2018																		Total
	4 yrs & less	5	6	7	8	9	10	11	12	13	14	15	16	17	18	19	20	21 yrs & over	
<b>Anglophone Districts</b>																			
Anglophone East School District	213	1,100	1,174	1,179	1,217	1,256	1,218	1,225	1,150	1,198	1,223	1,261	1,243	1,061	162	34	6	4	15,924
Anglophone North School District	96	419	474	429	461	431	520	506	536	542	592	691	716	590	175	58	29	1	7,266
Anglophone South School District	323	1,570	1,641	1,684	1,696	1,824	1,736	1,787	1,711	1,647	1,734	1,771	1,783	1,512	337	98	32	17	22,903
Anglophone West School District	362	1,596	1,666	1,684	1,745	1,700	1,769	1,676	1,749	1,738	1,780	1,773	1,730	1,408	220	43	18	6	22,663
<b>Francophone Districts</b>																			
District scolaire francophone Nord-Est	133	625	635	695	716	723	740	666	659	694	696	707	729	580	89	26	10	3	9,126
District scolaire francophone Nord-Ouest	79	335	392	398	420	388	435	377	383	415	403	402	384	344	48	10	5	-	5,218
District scolaire francophone Sud	317	1,215	1,204	1,211	1,198	1,211	1,249	1,179	1,159	1,043	1,012	998	989	728	61	13	7	1	14,795
<b>Anglophone</b>	<b>994</b>	<b>4,685</b>	<b>4,955</b>	<b>4,976</b>	<b>5,119</b>	<b>5,211</b>	<b>5,243</b>	<b>5,194</b>	<b>5,146</b>	<b>5,125</b>	<b>5,329</b>	<b>5,496</b>	<b>5,472</b>	<b>4,571</b>	<b>894</b>	<b>233</b>	<b>85</b>	<b>28</b>	<b>68,756</b>
<b>Francophone</b>	<b>529</b>	<b>2,175</b>	<b>2,231</b>	<b>2,304</b>	<b>2,334</b>	<b>2,322</b>	<b>2,424</b>	<b>2,222</b>	<b>2,201</b>	<b>2,152</b>	<b>2,111</b>	<b>2,107</b>	<b>2,102</b>	<b>1,652</b>	<b>198</b>	<b>49</b>	<b>22</b>	<b>4</b>	<b>29,139</b>
<b>Province</b>	<b>1,523</b>	<b>6,860</b>	<b>7,186</b>	<b>7,280</b>	<b>7,453</b>	<b>7,533</b>	<b>7,667</b>	<b>7,416</b>	<b>7,347</b>	<b>7,277</b>	<b>7,440</b>	<b>7,603</b>	<b>7,574</b>	<b>6,223</b>	<b>1,092</b>	<b>282</b>	<b>107</b>	<b>32</b>	<b>97,895</b>

**Table 7. Enrolment by Grade and Age, September 30, 2018**

Age on Sept. 30	Grade												Prev.		
	K	1	2	3	4	5	6	7	8	9	10	11	12	Grads	Total
4 yrs & less	1,522	1	-	-	-	-	-	-	-	-	-	-	-	-	1,523
5 yrs	5,400	1,460	-	-	-	-	-	-	-	-	-	-	-	-	6,860
6 yrs	93	5,546	1,546	1	-	-	-	-	-	-	-	-	-	-	7,186
7 yrs	1	127	5,605	1,546	1	-	-	-	-	-	-	-	-	-	7,280
8 yrs	-	4	106	5,723	1,618	2	-	-	-	-	-	-	-	-	7,453
9 yrs	-	-	-	177	5,705	1,648	3	-	-	-	-	-	-	-	7,533
10 yrs	-	-	-	2	149	5,908	1,605	3	-	-	-	-	-	-	7,667
11 yrs	-	-	-	-	2	190	5,703	1,519	2	-	-	-	-	-	7,416
12 yrs	-	-	-	-	-	2	242	5,633	1,467	3	-	-	-	-	7,347
13 yrs	-	-	-	-	-	-	3	295	5,490	1,483	6	-	-	-	7,277
14 yrs	-	-	-	-	-	-	-	9	298	5,584	1,547	2	-	-	7,440
15 yrs	-	-	-	-	-	-	-	-	5	431	5,695	1,467	5	-	7,603
16 yrs	-	-	-	-	-	-	-	-	-	36	516	5,633	1,389	-	7,574
17 yrs	-	-	-	-	-	-	-	-	-	10	83	705	5,413	12	6,223
18 yrs	-	-	-	-	-	-	-	-	-	2	23	145	883	39	1,092
19 yrs	-	-	-	-	-	-	-	-	-	-	3	45	216	18	282
20 yrs	-	-	-	-	-	-	-	1	-	-	3	10	87	6	107
21 yrs & over	-	-	-	-	-	-	-	-	-	-	1	1	27	3	32
<b>Total</b>	<b>7,016</b>	<b>7,138</b>	<b>7,257</b>	<b>7,449</b>	<b>7,475</b>	<b>7,750</b>	<b>7,556</b>	<b>7,460</b>	<b>7,262</b>	<b>7,549</b>	<b>7,877</b>	<b>8,008</b>	<b>8,020</b>	<b>78</b>	<b>97,895</b>

**Table 8. Enrolment by School District and Language of Instruction,  
September 30, 2018**

<b>School District</b>	<b>English</b>	<b>French</b>	<b>French Immersion</b>	<b>Total</b>
<b>Anglophone Districts</b>				
Anglophone East School District	8,286	-	7,638	15,924
Anglophone North School District	4,986	-	2,280	7,266
Anglophone South School District	15,181	-	7,722	22,903
Anglophone West School District	14,988	-	7,675	22,663
<b>Francophone Districts</b>				
District scolaire francophone Nord-Est	-	9,126	-	9,126
District scolaire francophone Nord-Ouest	-	5,218	-	5,218
District scolaire francophone Sud	-	14,795	-	14,795
<b>Anglophone</b>	<b>43,441</b>	<b>-</b>	<b>25,315</b>	<b>68,756</b>
<b>Francophone</b>	<b>-</b>	<b>29,139</b>	<b>-</b>	<b>29,139</b>
<b>Province</b>	<b>43,441</b>	<b>29,139</b>	<b>25,315</b>	<b>97,895</b>

**Table 9. Enrolment in French Immersion by School District by Grade, September 30, 2018**

School District	Total	Grade											
		1	2	3	4	5	6	7	8	9	10	11	12
<b>Anglophone Districts</b>													
Anglophone East School District	7,638	673	611	709	696	614	784	665	637	630	563	572	484
Anglophone North School District	2,280	224	200	219	204	161	236	215	176	180	173	156	136
Anglophone South School District	7,722	527	416	576	578	571	885	900	748	650	695	580	596
Anglophone West School District	7,675	701	633	768	670	676	783	686	710	617	542	456	433
<b>Total</b>	<b>25,315</b>	<b>2,125</b>	<b>1,860</b>	<b>2,272</b>	<b>2,148</b>	<b>2,022</b>	<b>2,688</b>	<b>2,466</b>	<b>2,271</b>	<b>2,077</b>	<b>1,973</b>	<b>1,764</b>	<b>1,649</b>



# Classes

Table 7. Enrollment numbers under Federal of Mexico, Page of 14 years, as of September 2002

Year	1990	1991	1992	1993	1994	1995	1996	1997	1998	1999	2000	2001	2002
Enrollment	1,230	1,240	1,250	1,260	1,270	1,280	1,290	1,300	1,310	1,320	1,330	1,340	1,350

Table 8. Enrollment by School District, Age and Grade, September 2002

School District	Age	Grade	Enrollment
...	...	...	...

3,290	3,387	3,417	3,484	2,793
51.6	51.9	51.9	51.3	51.3
3,182	3,231	2,656	48.7	48.7
48.2	48.1	48.7	1,497	1,466
1,210	50.0	51.2	1,379	1,468
47.9	50.0	48.8	4,914	4,950
4,003	51.9	51.3	51.9	51.3
4,561	4,699	3,800	48.7	48.1
48.7	48.1	48.7	48.7	48.7





**Table 10. Number of Classes by School District and Grade: Kindergarten to Grade 8, September 30, 2018**

School District	Total	Grade									Combined Classes
		K	1	2	3	4	5	6	7	8	
<b>Anglophone Districts</b>											
Anglophone East School District	537	56	60	64	51	51	52	46	37	40	80
Anglophone North School District	243	22	24	23	18	15	22	22	19	23	55
Anglophone South School District	780	86	93	91	78	62	73	74	64	63	96
Anglophone West School District	788	90	87	93	78	63	67	73	63	70	104
<b>Francophone Districts</b>											
District scolaire francophone Nord-Est	338	40	44	42	35	34	37	32	32	31	11
District scolaire francophone Nord-Ouest	193	21	24	23	22	20	18	18	17	20	10
District scolaire francophone Sud	527	72	70	70	52	50	51	50	52	44	16
<b>Anglophone</b>	<b>2,348</b>	<b>254</b>	<b>264</b>	<b>271</b>	<b>225</b>	<b>191</b>	<b>214</b>	<b>215</b>	<b>183</b>	<b>196</b>	<b>335</b>
<b>Francophone</b>	<b>1,058</b>	<b>133</b>	<b>138</b>	<b>135</b>	<b>109</b>	<b>104</b>	<b>106</b>	<b>100</b>	<b>101</b>	<b>95</b>	<b>37</b>
<b>Province</b>	<b>3,406</b>	<b>387</b>	<b>402</b>	<b>406</b>	<b>334</b>	<b>295</b>	<b>320</b>	<b>315</b>	<b>284</b>	<b>291</b>	<b>372</b>

**Table 10a. Number of French Immersion Classes by School District and Grade:  
Kindergarten to Grade 8, September 30, 2018**

School District	Total	Grade									Combined Classes
		K	1	2	3	4	5	6	7	8	
<b>Anglophone Districts</b>											
Anglophone East School District	269	-	39	37	32	28	24	29	21	24	35
Anglophone North School District	98	-	16	14	12	11	9	11	10	10	5
Anglophone South School District	263	-	32	26	29	22	23	41	39	32	19
Anglophone West School District	292	-	40	40	37	26	24	39	30	36	20
<b>Total</b>	<b>922</b>	<b>-</b>	<b>127</b>	<b>117</b>	<b>110</b>	<b>87</b>	<b>80</b>	<b>120</b>	<b>100</b>	<b>102</b>	<b>79</b>

**Table 10b. Number of English only Classes by School District and Grade:  
Kindergarten to Grade 8, September 30, 2018**

School District	Total	Grade								Combined Classes	
		K	1	2	3	4	5	6	7		8
<b>Anglophone Districts</b>											
Anglophone East School District	280	56	21	27	19	23	28	17	16	20	53
Anglophone North School District	153	22	8	9	6	4	13	11	13	17	50
Anglophone South School District	538	86	61	65	49	40	50	38	33	39	77
Anglophone West School District	527	90	47	53	41	37	43	41	40	51	84
<b>Total</b>	<b>1,498</b>	<b>254</b>	<b>137</b>	<b>154</b>	<b>115</b>	<b>104</b>	<b>134</b>	<b>107</b>	<b>102</b>	<b>127</b>	<b>264</b>

Table 11. Number of Combined Classes by School District and Grade Combination, September 30, 2018

School District	Total	Combined Class Grade Groupings															
		K-1	K-1-2	K-1-2-3	K-1-4-5	K-3-4	1-2	2-3	2-3-4	3-4	3-4-5	4-5	4-5-6	5-6	6-7	6-7-8	7-8
<b>Anglophone Districts</b>																	
Anglophone East School District	80	10	-	-	-	-	7	1	1	12	-	9	-	2	12	3	23
Anglophone North School District	55	6	1	1	1	-	9	4	-	11	1	6	-	1	7	1	6
Anglophone South School District	96	12	-	-	-	1	13	5	-	17	-	21	-	-	10	2	15
Anglophone West School District	104	11	4	-	-	-	14	5	-	17	-	26	-	-	14	-	13
<b>Francophone Districts</b>																	
District scolaire francophone Nord-Est	11	-	1	-	-	-	-	-	-	4	-	-	-	2	-	-	4
District scolaire francophone Nord-Ouest	10	1	-	-	-	-	1	-	-	3	-	-	-	3	-	-	2
District scolaire francophone Sud	16	1	-	-	-	-	1	1	-	6	-	2	1	2	-	-	2
<b>Anglophone</b>	<b>335</b>	<b>39</b>	<b>5</b>	<b>1</b>	<b>1</b>	<b>1</b>	<b>43</b>	<b>15</b>	<b>1</b>	<b>57</b>	<b>1</b>	<b>62</b>	<b>-</b>	<b>3</b>	<b>43</b>	<b>6</b>	<b>57</b>
<b>Francophone</b>	<b>37</b>	<b>2</b>	<b>1</b>	<b>-</b>	<b>-</b>	<b>-</b>	<b>2</b>	<b>1</b>	<b>-</b>	<b>13</b>	<b>-</b>	<b>2</b>	<b>1</b>	<b>7</b>	<b>-</b>	<b>-</b>	<b>8</b>
<b>Province</b>	<b>372</b>	<b>41</b>	<b>6</b>	<b>1</b>	<b>1</b>	<b>1</b>	<b>45</b>	<b>16</b>	<b>1</b>	<b>70</b>	<b>1</b>	<b>64</b>	<b>1</b>	<b>10</b>	<b>43</b>	<b>6</b>	<b>65</b>

**Table 11a. Number of French Immersion Combined Classes by School District and Grade Combination, September 30, 2018**

School District	Total	Combined Class Grade Groupings					
		3-4	4-5	5-6	6-7	6-7-8	7-8
<b>Anglophone Districts</b>							
Anglophone East School District	35	3	6	1	7	2	16
Anglophone North School District	5	-	-	-	3	-	2
Anglophone South School District	19	1	7	-	4	-	7
Anglophone West School District	20	-	12	-	2	-	6
<b>Total</b>	<b>79</b>	<b>4</b>	<b>25</b>	<b>1</b>	<b>16</b>	<b>2</b>	<b>31</b>

Table 11b. Number of English only Combined Classes by School District and Grade Combination, September 30, 2018

School District	Total	Combined Class Grade Groupings														
		K-1	K-1-2	K-1-2-3	K-1-4-5	K-3-4	1-2	2-3	2-3-4	3-4	3-4-5	4-5	5-6	6-7	6-7-8	7-8
<b>Anglophone Districts</b>																
Anglophone East School District	53	10	-	-	-	-	7	1	1	9	-	3	1	5	1	15
Anglophone North School District	50	6	1	1	1	-	9	4	-	11	1	6	1	4	1	4
Anglophone South School District	77	12	-	-	-	1	13	5	-	16	-	14	-	6	2	8
Anglophone West School District	84	11	4	-	-	-	14	5	-	17	-	14	-	12	-	7
<b>Total</b>	<b>264</b>	<b>39</b>	<b>5</b>	<b>1</b>	<b>1</b>	<b>1</b>	<b>43</b>	<b>15</b>	<b>1</b>	<b>53</b>	<b>1</b>	<b>37</b>	<b>2</b>	<b>27</b>	<b>4</b>	<b>34</b>

**Table 12. Average Class Size by School District and Grade Level, September 30, 2018**

School District	Average Class Size	
	K	1-8
<b>Anglophone Districts</b>		
Anglophone East School District	18.4	21.0
Anglophone North School District	17.7	19.3
Anglophone South School District	17.4	21.3
Anglophone West School District	17.4	21.1
<b>Francophone Districts</b>		
District scolaire francophone Nord-Est	15.2	19.7
District scolaire francophone Nord-Ouest	16.0	20.0
District scolaire francophone Sud	17.5	22.0
<b>Anglophone</b>	<b>17.6</b>	<b>21.0</b>
<b>Francophone</b>	<b>16.6</b>	<b>20.9</b>
<b>Province</b>	<b>17.3</b>	<b>20.9</b>





# ***Educators, Professional and Non-Educational Support Staff***

Table 7. Effect numbers under Family Effect, Page of 14 rows, as of 30 September 2002

Effect	1	2	3	4	5	6	7	8	9	10	11	12	13	14	15	16	17	18	19	20
Effect 1	100	100	100	100	100	100	100	100	100	100	100	100	100	100	100	100	100	100	100	100
Effect 2	100	100	100	100	100	100	100	100	100	100	100	100	100	100	100	100	100	100	100	100
Effect 3	100	100	100	100	100	100	100	100	100	100	100	100	100	100	100	100	100	100	100	100
Effect 4	100	100	100	100	100	100	100	100	100	100	100	100	100	100	100	100	100	100	100	100
Effect 5	100	100	100	100	100	100	100	100	100	100	100	100	100	100	100	100	100	100	100	100
Effect 6	100	100	100	100	100	100	100	100	100	100	100	100	100	100	100	100	100	100	100	100
Effect 7	100	100	100	100	100	100	100	100	100	100	100	100	100	100	100	100	100	100	100	100
Effect 8	100	100	100	100	100	100	100	100	100	100	100	100	100	100	100	100	100	100	100	100
Effect 9	100	100	100	100	100	100	100	100	100	100	100	100	100	100	100	100	100	100	100	100
Effect 10	100	100	100	100	100	100	100	100	100	100	100	100	100	100	100	100	100	100	100	100
Effect 11	100	100	100	100	100	100	100	100	100	100	100	100	100	100	100	100	100	100	100	100
Effect 12	100	100	100	100	100	100	100	100	100	100	100	100	100	100	100	100	100	100	100	100
Effect 13	100	100	100	100	100	100	100	100	100	100	100	100	100	100	100	100	100	100	100	100
Effect 14	100	100	100	100	100	100	100	100	100	100	100	100	100	100	100	100	100	100	100	100
Effect 15	100	100	100	100	100	100	100	100	100	100	100	100	100	100	100	100	100	100	100	100
Effect 16	100	100	100	100	100	100	100	100	100	100	100	100	100	100	100	100	100	100	100	100
Effect 17	100	100	100	100	100	100	100	100	100	100	100	100	100	100	100	100	100	100	100	100
Effect 18	100	100	100	100	100	100	100	100	100	100	100	100	100	100	100	100	100	100	100	100
Effect 19	100	100	100	100	100	100	100	100	100	100	100	100	100	100	100	100	100	100	100	100
Effect 20	100	100	100	100	100	100	100	100	100	100	100	100	100	100	100	100	100	100	100	100

Table 8. Enrollment by School District, Age and Grade, September 30, 2002

School District	Age	Grade	Enrollment
1	1	1	100
1	1	2	100
1	1	3	100
1	1	4	100
1	1	5	100
1	1	6	100
1	1	7	100
1	1	8	100
1	1	9	100
1	1	10	100
1	1	11	100
1	1	12	100
1	2	1	100
1	2	2	100
1	2	3	100
1	2	4	100
1	2	5	100
1	2	6	100
1	2	7	100
1	2	8	100
1	2	9	100
1	2	10	100
1	2	11	100
1	2	12	100
1	3	1	100
1	3	2	100
1	3	3	100
1	3	4	100
1	3	5	100
1	3	6	100
1	3	7	100
1	3	8	100
1	3	9	100
1	3	10	100
1	3	11	100
1	3	12	100
1	4	1	100
1	4	2	100
1	4	3	100
1	4	4	100
1	4	5	100
1	4	6	100
1	4	7	100
1	4	8	100
1	4	9	100
1	4	10	100
1	4	11	100
1	4	12	100
1	5	1	100
1	5	2	100
1	5	3	100
1	5	4	100
1	5	5	100
1	5	6	100
1	5	7	100
1	5	8	100
1	5	9	100
1	5	10	100
1	5	11	100
1	5	12	100
1	6	1	100
1	6	2	100
1	6	3	100
1	6	4	100
1	6	5	100
1	6	6	100
1	6	7	100
1	6	8	100
1	6	9	100
1	6	10	100
1	6	11	100
1	6	12	100
1	7	1	100
1	7	2	100
1	7	3	100
1	7	4	100
1	7	5	100
1	7	6	100
1	7	7	100
1	7	8	100
1	7	9	100
1	7	10	100
1	7	11	100
1	7	12	100
1	8	1	100
1	8	2	100
1	8	3	100
1	8	4	100
1	8	5	100
1	8	6	100
1	8	7	100
1	8	8	100
1	8	9	100
1	8	10	100
1	8	11	100
1	8	12	100
1	9	1	100
1	9	2	100
1	9	3	100
1	9	4	100
1	9	5	100
1	9	6	100
1	9	7	100
1	9	8	100
1	9	9	100
1	9	10	100
1	9	11	100
1	9	12	100
1	10	1	100
1	10	2	100
1	10	3	100
1	10	4	100
1	10	5	100
1	10	6	100
1	10	7	100
1	10	8	100
1	10	9	100
1	10	10	100
1	10	11	100
1	10	12	100
1	11	1	100
1	11	2	100
1	11	3	100
1	11	4	100
1	11	5	100
1	11	6	100
1	11	7	100
1	11	8	100
1	11	9	100
1	11	10	100
1	11	11	100
1	11	12	100
1	12	1	100
1	12	2	100
1	12	3	100
1	12	4	100
1	12	5	100
1	12	6	100
1	12	7	100
1	12	8	100
1	12	9	100
1	12	10	100
1	12	11	100
1	12	12	100

13	14	15	16	17	18
3,290	3,387	3,417	3,484	2,793	94
51.6	51.8	51.9	51.9	51.3	65
3,182	3,231	2,656	48.7	48.7	5
48.2	48.1	48.7	1,497	1,466	1,210
52.1	50.0	51.2	1,379	1,468	1,153
47.9	50.0	48.8	4,914	4,950	4,003
51.9	51.3	51.2	4,561	4,699	3,803
48.7	48.1	48.7	48.7	48.7	48



**Table 13. Full-Time Equivalent Educators by School District and Position, September 30, 2018**

	<b>Total</b>	Anglophone East School District	Anglophone North School District	Anglophone South School District	Anglophone West School District	<b>Total Anglophone</b>	District scolaire francophone Nord-Est	District scolaire francophone Nord-Ouest	District scolaire francophone Sud	<b>Total Francophone</b>
Educational Support Teachers	<b>619.1</b>	88.9	47.1	132.0	124.3	<b>392.3</b>	66.7	37.1	123.1	<b>226.8</b>
Guidance Counsellors	<b>203.0</b>	40.3	23.8	63.8	52.2	<b>180.1</b>	7.1	5.0	10.8	<b>22.8</b>
Other Classroom Teachers	<b>105.2</b>	8.3	16.0	38.0	20.3	<b>82.5</b>	16.7	6.0	-	<b>22.7</b>
Other special needs (e.g. Visual Impaired)	<b>24.5</b>	-	-	-	-	<b>-</b>	10.5	3.0	11.0	<b>24.5</b>
Regular Teachers	<b>5,809.8</b>	913.9	457.2	1,335.2	1,334.2	<b>4,040.5</b>	569.1	333.9	866.3	<b>1,769.3</b>
School Administration	<b>407.7</b>	67.3	29.6	94.0	93.4	<b>284.3</b>	40.5	23.9	59.0	<b>123.4</b>
<b>Total Classroom Teachers •</b>	<b>7,169.4</b>	<b>1,118.7</b>	<b>573.8</b>	<b>1,663.0</b>	<b>1,624.4</b>	<b>4,979.8</b>	<b>710.6</b>	<b>408.8</b>	<b>1,070.2</b>	<b>2,189.6</b>
Other Educational Staff	<b>441.2</b>	74.1	86.0	75.5	109.8	<b>345.4</b>	53.4	14.8	27.7	<b>95.8</b>
Teacher Librarian	<b>2.1</b>	2.1	-	-	-	<b>2.1</b>	-	-	-	<b>-</b>
<b>Total teachers (classroom teachers and other teachers)</b>	<b>7,612.7</b>	<b>1,194.9</b>	<b>659.8</b>	<b>1,738.5</b>	<b>1,734.2</b>	<b>5,327.3</b>	<b>764.0</b>	<b>423.6</b>	<b>1,097.8</b>	<b>2,285.4</b>
Director of Curriculum and Instruction	<b>4.0</b>	1.0	1.0	1.0	1.0	<b>4.0</b>	-	-	-	<b>-</b>
Director of Education Support Services	<b>7.0</b>	1.0	1.0	1.0	1.0	<b>4.0</b>	1.0	1.0	1.0	<b>3.0</b>
Director of Schools	<b>15.0</b>	2.0	2.0	3.0	3.0	<b>10.0</b>	2.0	1.0	2.0	<b>5.0</b>
Subject Coordinators	<b>80.5</b>	11.0	9.0	18.0	22.0	<b>60.0</b>	5.0	3.5	12.0	<b>20.5</b>
Superintendent	<b>7.0</b>	1.0	1.0	1.0	1.0	<b>4.0</b>	1.0	1.0	1.0	<b>3.0</b>
Supervisors of Data and Accountability	<b>4.0</b>	1.0	1.0	1.0	1.0	<b>4.0</b>	-	-	-	<b>-</b>
<b>Total Educators (classroom teachers, other teachers and educators)</b>	<b>7,730.2</b>	<b>1,211.9</b>	<b>674.8</b>	<b>1,763.5</b>	<b>1,763.2</b>	<b>5,413.3</b>	<b>773.0</b>	<b>430.1</b>	<b>1,113.8</b>	<b>2,316.9</b>

	Anglophone	Francophone	Total
<b>Total Classroom Teachers •</b>	4,979.8	2,189.6	7,169.4
<b>Total Teachers</b>	5,327.3	2,285.4	7,612.7
<b>Total Educators</b>	<b>5,413.3</b>	<b>2,316.9</b>	<b>7,730.2</b>

• Classroom teachers are defined as regular classroom teachers, French Immersion teachers, second language teachers, trades specialists, music and art specialists, physical education specialists, educational support teachers, principals and vice principals, guidance counsellors, and other classroom teachers.

Table 14. Full-Time Equivalent Support Staff by Linguistic Sector and Position, September 30, 2018

	Anglophone Districts				Francophone Districts			Anglophone	Francophone	Province
	ASD-E	ASD-N	ASD-S	ASD-W	DSF-NE	DSF-NO	DSF-S			
<b>Administrative and Educational Support (1 FTE = 36.25 hours/week)</b>										
District Administrative Support	18.5	20.0	29.1	28.5	23.3	10.0	24.0	96.1	57.3	153.4
Educational Assistant <sup>1</sup>	437.5	277.0	727.0	576.0	247.0	136.0	445.0	2,017.5	828.0	2,845.5
School Administrative Assistant	55.1	30.1	86.9	87.8	39.4	24.4	46.2	259.9	109.9	369.9
School Intervention Worker <sup>1</sup>	25.7	15.0	38.0	30.0	35.0	2.0	39.0	108.7	76.0	184.7
School Library Assistant	19.6	11.3	16.7	18.7	19.4	11.6	29.5	66.2	60.4	126.6
School-Based Clerk	-	-	-	1.0	-	-	-	1.0	-	1.0
Student Attendant	15.0	3.0	18.0	6.9	1.6	0.8	-	42.9	2.5	45.4
<b>Subtotal</b>	<b>571.4</b>	<b>356.4</b>	<b>915.7</b>	<b>748.9</b>	<b>365.7</b>	<b>184.8</b>	<b>583.6</b>	<b>2,592.3</b>	<b>1,134.1</b>	<b>3,726.4</b>
<b>Finance and Administrative Services (1 FTE = 36.25 hours/week)</b>										
Assistant Budget Manager	1.0	1.0	2.0	1.0	3.0	1.0	2.0	5.0	6.0	11.0
Assistant Facilities Manager	2.0	1.0	3.0	3.0	1.0	0.3	1.0	9.0	2.3	11.3
Assistant Transportation Manager	1.0	1.0	3.0	3.0	2.0	0.5	2.0	8.0	4.5	12.5
Budget and Accounting Manager	1.0	1.0	1.0	1.0	1.0	1.0	1.0	4.0	3.0	7.0
Community Engagement Coordinator	1.0	1.0	1.0	1.0	1.0	1.0	1.0	4.0	3.0	7.0
Director of Finance and Administrative Services	1.0	1.0	1.0	1.0	1.0	1.0	1.0	4.0	3.0	7.0
Director of Human Resources	1.0	1.0	1.0	1.0	1.0	1.0	1.0	4.0	3.0	7.0
District Alignment Champion / Improvement Facilitator	1.0	1.0	1.0	1.0	8.0	5.0	10.0	4.0	23.0	27.0
Executive Assistant to Superintendent	1.0	1.0	1.0	1.0	1.0	1.0	1.0	4.0	3.0	7.0
Facilities Manager	1.0	1.0	1.0	1.0	1.0	1.0	2.0	4.0	4.0	8.0
Human Resources Officer	4.0	3.0	5.0	5.0	4.0	2.0	4.0	17.0	10.0	27.0
I.T Services <sup>2</sup>	12.0	13.0	21.0	20.0	19.0	6.3	15.0	70.0	40.3	110.3
Payroll Supervisor	-	-	-	3.0	-	-	2.0	3.0	2.0	5.0
Transportation Manager	1.0	1.0	1.0	1.0	1.0	1.0	1.0	4.0	3.0	7.0
<b>Subtotal</b>	<b>28.0</b>	<b>27.0</b>	<b>42.0</b>	<b>43.0</b>	<b>44.0</b>	<b>22.0</b>	<b>44.0</b>	<b>144.0</b>	<b>110.0</b>	<b>254.0</b>
<b>General Labour, Trades &amp; Services (1 FTE = 40 hours/week)</b>										
Building Maintenance Foreperson	1.0	-	-	4.0	-	-	1.0	5.0	1.0	6.0
Bus Driver	89.0	119.0	229.0	260.0	109.0	63.0	168.0	697.0	340.0	1,037.0
Custodial Foreperson	1.0	-	2.0	1.0	-	-	-	4.0	-	4.0
Custodian	129.8	108.3	234.4	148.2	134.1	72.7	137.6	620.7	344.3	965.0
Maintenance Repairworker	17.0	15.0	44.0	28.5	18.0	7.0	19.0	104.5	44.0	148.5
Operation Worker	-	-	1.0	-	1.0	-	-	1.0	1.0	2.0
Power Engineer	3.0	2.0	2.0	-	2.0	-	-	7.0	2.0	9.0
School Plant Superintendent	-	2.0	7.0	-	-	2.0	-	9.0	2.0	11.0
Storekeeper	-	-	1.0	-	-	-	-	1.0	-	1.0
Truck Driver	-	-	2.0	-	-	-	-	2.0	-	2.0
<b>Subtotal</b>	<b>240.8</b>	<b>246.3</b>	<b>522.4</b>	<b>441.7</b>	<b>264.1</b>	<b>144.7</b>	<b>325.6</b>	<b>1,451.2</b>	<b>734.3</b>	<b>2,185.5</b>
<b>Professional Support Group (1 FTE = 36.25 hours/week)</b>										
Behaviour Intervention Mentor	3.0	2.0	2.0	2.0	6.0	11.6	-	9.0	17.6	26.6
School Psychologist	7.2	-	-	6.8	3.0	3.0	12.0	14.0	18.0	32.0
School Psychometrist	1.0	0.4	2.0	-	4.0	3.4	1.0	3.4	8.4	11.8
School Social Worker	7.0	7.0	9.0	7.0	10.0	4.0	17.0	30.0	31.0	61.1
Speech Therapist / Audiologist	8.8	9.2	13.4	14.7	9.8	6.2	16.3	46.1	32.3	78.4
<b>Subtotal</b>	<b>27.0</b>	<b>18.6</b>	<b>26.4</b>	<b>30.5</b>	<b>32.8</b>	<b>28.2</b>	<b>46.3</b>	<b>102.6</b>	<b>107.3</b>	<b>209.9</b>
<b>Other Educational Support (1 FTE = 36.25 hours/week)</b>										
Community School Coordinator	4.0	3.0	12.3	6.0	24.7	19.0	24.0	25.3	67.7	93.0
Other	4.5	3.5	7.0	29.2	22.0	2.0	-	44.2	24.0	68.2
<b>Subtotal</b>	<b>8.5</b>	<b>6.5</b>	<b>19.3</b>	<b>35.2</b>	<b>46.7</b>	<b>21.0</b>	<b>24.0</b>	<b>69.5</b>	<b>91.7</b>	<b>161.2</b>
<b>Total - Support Staff</b>	<b>875.6</b>	<b>654.7</b>	<b>1,525.9</b>	<b>1,299.3</b>	<b>753.2</b>	<b>400.7</b>	<b>1,023.5</b>	<b>4,359.5</b>	<b>2,177.5</b>	<b>6,537.0</b>

<sup>1</sup> 1 FTE = 30 hours/week<sup>2</sup> IT Shared Services senior staff has been added to the sector total

# Graduates

**Table 7. Small numbers under Florida's Median, High or Low, as of September 2002**

Year	Small numbers	Median	High	Low
2000	187	209	250	215
2001	186	207	228	215
2002	185	207	228	215

**Table 8. Enrollment by School District, Age and Grade, September 30, 2002**

School District	Age	Grade	Enrollment
Alachua	5-17	PK-12	1,497
Alachua	18-24	13-18	1,466
Alachua	25-34	19-24	50.0
Alachua	35-44	25-34	51.3
Alachua	45-54	35-44	1,153
Alachua	55-64	45-54	48.8
Alachua	65-74	55-64	49.0
Alachua	75-84	65-74	49.3
Alachua	85-94	75-84	49.7
Alachua	95-104	85-94	47.6
Alachua	105-114	95-104	1,178
Alachua	115-124	105-114	50.0
Alachua	125-134	115-124	4.4
Alachua	135-144	125-134	4.3
Alachua	145-154	135-144	4.3
Alachua	155-164	145-154	4.3
Alachua	165-174	155-164	4.3
Alachua	175-184	165-174	4.3
Alachua	185-194	175-184	4.3
Alachua	195-204	185-194	4.3
Alachua	205-214	195-204	4.3
Alachua	215-224	205-214	4.3
Alachua	225-234	215-224	4.3
Alachua	235-244	225-234	4.3
Alachua	245-254	235-244	4.3
Alachua	255-264	245-254	4.3
Alachua	265-274	255-264	4.3
Alachua	275-284	265-274	4.3
Alachua	285-294	275-284	4.3
Alachua	295-304	285-294	4.3
Alachua	305-314	295-304	4.3
Alachua	315-324	305-314	4.3
Alachua	325-334	315-324	4.3
Alachua	335-344	325-334	4.3
Alachua	345-354	335-344	4.3
Alachua	355-364	345-354	4.3
Alachua	365-374	355-364	4.3
Alachua	375-384	365-374	4.3
Alachua	385-394	375-384	4.3
Alachua	395-404	385-394	4.3
Alachua	405-414	395-404	4.3
Alachua	415-424	405-414	4.3
Alachua	425-434	415-424	4.3
Alachua	435-444	425-434	4.3
Alachua	445-454	435-444	4.3
Alachua	455-464	445-454	4.3
Alachua	465-474	455-464	4.3
Alachua	475-484	465-474	4.3
Alachua	485-494	475-484	4.3
Alachua	495-504	485-494	4.3
Alachua	505-514	495-504	4.3
Alachua	515-524	505-514	4.3
Alachua	525-534	515-524	4.3
Alachua	535-544	525-534	4.3
Alachua	545-554	535-544	4.3
Alachua	555-564	545-554	4.3
Alachua	565-574	555-564	4.3
Alachua	575-584	565-574	4.3
Alachua	585-594	575-584	4.3
Alachua	595-604	585-594	4.3
Alachua	605-614	595-604	4.3
Alachua	615-624	605-614	4.3
Alachua	625-634	615-624	4.3
Alachua	635-644	625-634	4.3
Alachua	645-654	635-644	4.3
Alachua	655-664	645-654	4.3
Alachua	665-674	655-664	4.3
Alachua	675-684	665-674	4.3
Alachua	685-694	675-684	4.3
Alachua	695-704	685-694	4.3
Alachua	705-714	695-704	4.3
Alachua	715-724	705-714	4.3
Alachua	725-734	715-724	4.3
Alachua	735-744	725-734	4.3
Alachua	745-754	735-744	4.3
Alachua	755-764	745-754	4.3
Alachua	765-774	755-764	4.3
Alachua	775-784	765-774	4.3
Alachua	785-794	775-784	4.3
Alachua	795-804	785-794	4.3
Alachua	805-814	795-804	4.3
Alachua	815-824	805-814	4.3
Alachua	825-834	815-824	4.3
Alachua	835-844	825-834	4.3
Alachua	845-854	835-844	4.3
Alachua	855-864	845-854	4.3
Alachua	865-874	855-864	4.3
Alachua	875-884	865-874	4.3
Alachua	885-894	875-884	4.3
Alachua	895-904	885-894	4.3
Alachua	905-914	895-904	4.3
Alachua	915-924	905-914	4.3
Alachua	925-934	915-924	4.3
Alachua	935-944	925-934	4.3
Alachua	945-954	935-944	4.3
Alachua	955-964	945-954	4.3
Alachua	965-974	955-964	4.3
Alachua	975-984	965-974	4.3
Alachua	985-994	975-984	4.3
Alachua	995-1004	985-994	4.3

**Table 9. Enrollment by School District, Age and Grade, September 30, 2002**

School District	Age	Grade	Enrollment
Alachua	5-17	PK-12	3,290
Alachua	18-24	13-18	3,387
Alachua	25-34	19-24	51.8
Alachua	35-44	25-34	51.9
Alachua	45-54	35-44	3,417
Alachua	55-64	45-54	3,231
Alachua	65-74	55-64	2,656
Alachua	75-84	65-74	48.7
Alachua	85-94	75-84	48.1
Alachua	95-104	85-94	1,210
Alachua	105-114	95-104	51.2
Alachua	115-124	105-114	48.8
Alachua	125-134	115-124	47.9
Alachua	135-144	125-134	50.0
Alachua	145-154	135-144	1,468
Alachua	155-164	145-154	49.1
Alachua	165-174	155-164	4,914
Alachua	175-184	165-174	51.3
Alachua	185-194	175-184	4,950
Alachua	195-204	185-194	51.3
Alachua	205-214	195-204	4,699
Alachua	215-224	205-214	48.7
Alachua	225-234	215-224	48.1
Alachua	235-244	225-234	48.7
Alachua	245-254	235-244	48.7
Alachua	255-264	245-254	48.7
Alachua	265-274	255-264	48.7
Alachua	275-284	265-274	48.7
Alachua	285-294	275-284	48.7
Alachua	295-304	285-294	48.7
Alachua	305-314	295-304	48.7
Alachua	315-324	305-314	48.7
Alachua	325-334	315-324	48.7
Alachua	335-344	325-334	48.7
Alachua	345-354	335-344	48.7
Alachua	355-364	345-354	48.7
Alachua	365-374	355-364	48.7
Alachua	375-384	365-374	48.7
Alachua	385-394	375-384	48.7
Alachua	395-404	385-394	48.7
Alachua	405-414	395-404	48.7
Alachua	415-424	405-414	48.7
Alachua	425-434	415-424	48.7
Alachua	435-444	425-434	48.7
Alachua	445-454	435-444	48.7
Alachua	455-464	445-454	48.7
Alachua	465-474	455-464	48.7
Alachua	475-484	465-474	48.7
Alachua	485-494	475-484	48.7
Alachua	495-504	485-494	48.7
Alachua	505-514	495-504	48.7
Alachua	515-524	505-514	48.7
Alachua	525-534	515-524	48.7
Alachua	535-544	525-534	48.7
Alachua	545-554	535-544	48.7
Alachua	555-564	545-554	48.7
Alachua	565-574	555-564	48.7
Alachua	575-584	565-574	48.7
Alachua	585-594	575-584	48.7
Alachua	595-604	585-594	48.7
Alachua	605-614	595-604	48.7
Alachua	615-624	605-614	48.7
Alachua	625-634	615-624	48.7
Alachua	635-644	625-634	48.7
Alachua	645-654	635-644	48.7
Alachua	655-664	645-654	48.7
Alachua	665-674	655-664	48.7
Alachua	675-684	665-674	48.7
Alachua	685-694	675-684	48.7
Alachua	695-704	685-694	48.7
Alachua	705-714	695-704	48.7
Alachua	715-724	705-714	48.7
Alachua	725-734	715-724	48.7
Alachua	735-744	725-734	48.7
Alachua	745-754	735-744	48.7
Alachua	755-764	745-754	48.7
Alachua	765-774	755-764	48.7
Alachua	775-784	765-774	48.7
Alachua	785-794	775-784	48.7
Alachua	795-804	785-794	48.7
Alachua	805-814	795-804	48.7
Alachua	815-824	805-814	48.7
Alachua	825-834	815-824	48.7
Alachua	835-844	825-834	48.7
Alachua	845-854	835-844	48.7
Alachua	855-864	845-854	48.7
Alachua	865-874	855-864	48.7
Alachua	875-884	865-874	48.7
Alachua	885-894	875-884	48.7
Alachua	895-904	885-894	48.7
Alachua	905-914	895-904	48.7
Alachua	915-924	905-914	48.7
Alachua	925-934	915-924	48.7
Alachua	935-944	925-934	48.7
Alachua	945-954	935-944	48.7
Alachua	955-964	945-954	48.7
Alachua	965-974	955-964	48.7
Alachua	975-984	965-974	48.7
Alachua	985-994	975-984	48.7
Alachua	995-1004	985-994	48.7



**Table 15. Number of High School Graduates, School Year 2017-18\*****Anglophone High Schools**

<b>School District</b>	<b>School Number and Name</b>	<b>Total</b>	<b>Males</b>	<b>Females</b>
Anglophone East School District	1569 Bernice MacNaughton High School	171	88	83
	1702 Caledonia Regional High School	39	27	12
	1517 Harrison Trimble High School	185	98	87
	1610 J.M.A. Armstrong/Salisbury Middle School	62	33	29
	1539 Moncton High School	236	123	113
	1604 Petitcodiac Regional School	45	18	27
	1570 Riverview High School	249	135	114
	1411 Tantramar Regional High School	89	48	41
Anglophone North School District	4201 Bathurst High School	109	55	54
	0843 Blackville School	47	27	20
	4055 Bonar Law Memorial School	68	29	39
	3615 Dalhousie Regional High School	48	20	28
	1020 James M. Hill Memorial High School	115	59	56
	0811 Miramichi Valley High School	130	66	64
	0825 North & South Esk Regional High School	23	11	12
	3823 Sugarloaf Senior High School	62	31	31
Anglophone South School District	1945 Belleisle Regional High School	37	22	15
	2301 Campobello Island Consolidated School	7	5	2
	2111 Fundy Middle and High School	74	36	38
	2201 Grand Manan Community School	23	10	13
	1947 Hampton High School	136	66	70
	2060 Harbour View High School	154	81	73
	1941 Kennebecasis Valley High School	247	126	121
	1928 Rothesay High School	102	58	44
	2043 Saint John High School	211	103	108
	2047 Simonds High School	155	68	87
	2310 Sir James Dunn Academy	15	7	8
	2051 St. Malachy's Memorial High School	185	95	90
	2338 St. Stephen High School	91	46	45
	1818 Sussex Regional High School	148	84	64
Anglophone West School District	2412 Cambridge-Narrows Community School	9	5	4
	2803 Canterbury High School	18	12	6
	3018 Carleton North High School	121	57	64
	0910 Central New Brunswick Academy	29	17	12
	2413 Chipman Forest Avenue School	33	19	14
	2635 Fredericton High School	444	224	220
	2909 Hartland Community School	38	21	17
	2705 Harvey High School	36	18	18
	5001 John Caldwell School	36	17	19
	2640 Leo Hayes High School	395	203	192
	2704 McAdam High School	12	7	5
	2407 Minto Memorial High School	25	12	13
	2801 Nackawic Senior High School	52	32	20
	2513 Oromocto High School	236	111	125
	5401 Saint Mary's Academy	11	6	5

**Table 15. Number of High School Graduates, School Year 2017-18\***  
(continued)

**Anglophone High Schools**

<b>School District</b>	<b>School Number and Name</b>	<b>Total</b>	<b>Males</b>	<b>Females</b>
Anglophone West School District	3106 Southern Victoria High School	75	35	40
	0906 Stanley Consolidated School	22	10	12
	3111 Tobique Valley High School	29	17	12
	2908 Woodstock High School	123	56	67
	<b>Anglophone Schools</b>	<b>5,007</b>	<b>2,554</b>	<b>2,453</b>
	<b>Francophone Schools</b>	<b>2,004</b>	<b>978</b>	<b>1,026</b>
	<b>Province</b>	<b>7,011</b>	<b>3,532</b>	<b>3,479</b>

\* Includes students who graduated after first semester (February 2018), in June 2018 and subsequent to the 2018 summer session.



**Table 15. Number of High School Graduates, School Year 2017-18\***  
(continued)

**Francophone High Schools**

<b>School District</b>	<b>School Number and Name</b>	<b>Total</b>	<b>Males</b>	<b>Females</b>
District scolaire francophone Nord-Est	3516 Aux quatre vents	55	26	29
	0761 Centre scolaire communautaire La fontaine	36	18	18
	0601 École Marie-Esther	99	59	40
	4156 École secondaire Népisiguit	203	108	95
	0539 Polyvalente Louis-Mailloux	106	54	52
	3722 Polyvalente Roland-Pépin	64	32	32
	0760 Polyvalente W.-Arthur-Losier	192	101	91
District scolaire francophone Nord-Ouest	3325 Cité des Jeunes A.-M.-Sormany	243	109	134
	3215 École Grande-Rivière	18	5	13
	0109 École Marie-Gaétane	27	13	14
	0118 Polyvalente A.-J.-Savoie	29	15	14
	3217 Polyvalente Thomas-Albert	91	51	40
District scolaire francophone Sud	5201 Centre scolaire Samuel-de-Champlain	42	17	25
	5301 École Carrefour Beausoleil	10	7	3
	1226 École Clément-Cormier	89	42	47
	1360 École L'Odyssée	179	76	103
	1355 École Mathieu-Martin	226	107	119
	3954 École Mgr-Marcel-François-Richard	54	25	29
	3905 École Régionale de Baie-Sainte-Anne	8	4	4
	5137 École Sainte-Anne	90	37	53
	3924 École secondaire Assomption	21	10	11
	1331 Polyvalente Louis-J.-Robichaud	122	62	60
	<b>Anglophone Schools</b>	<b>5,007</b>	<b>2,554</b>	<b>2,453</b>
	<b>Francophone Schools</b>	<b>2,004</b>	<b>978</b>	<b>1,026</b>
	<b>Province</b>	<b>7,011</b>	<b>3,532</b>	<b>3,479</b>

\* Includes students who graduated after first semester (February 2018), in June 2018 and subsequent to the 2018 summer session.







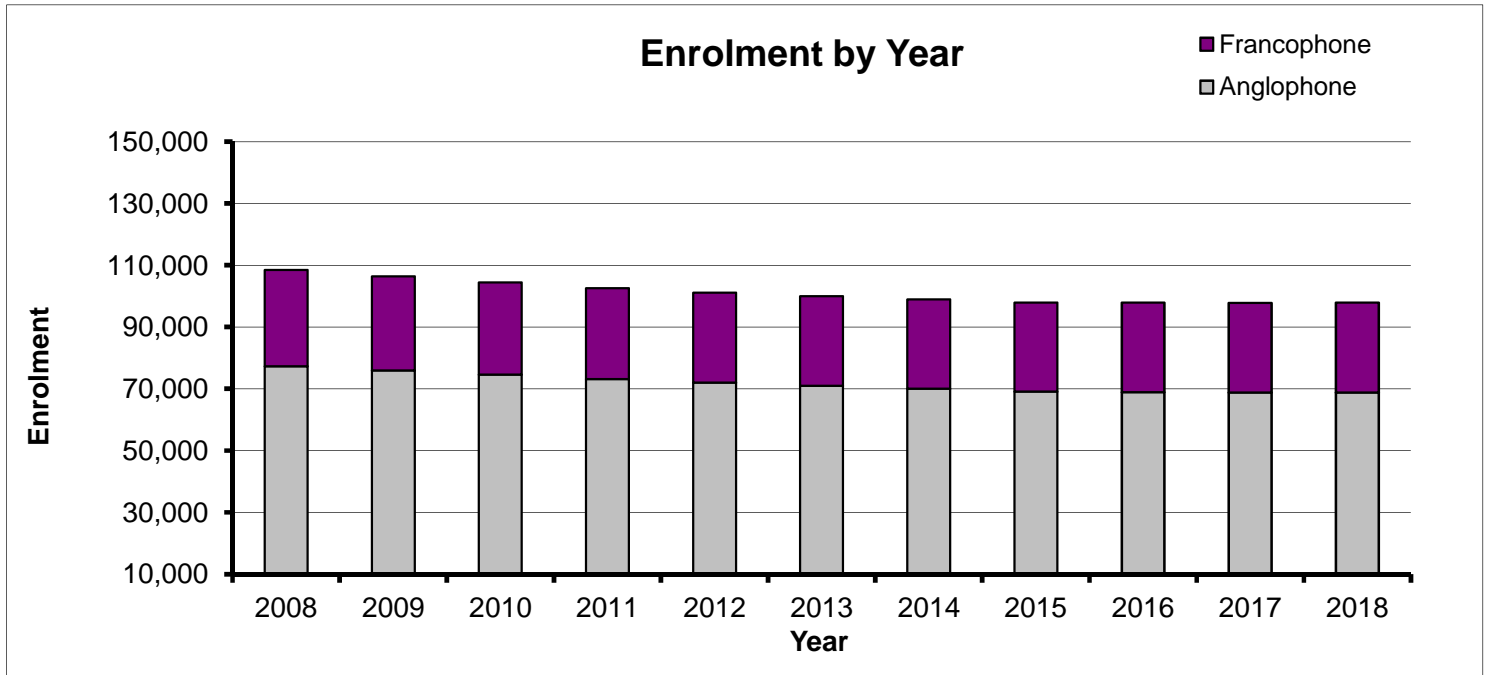
**Table 16. Number of Schools by District and Year, September 30, 2006 to September 30, 2018**

<b>School District</b>	<b>Sept. 2006</b>	<b>Sept. 2007</b>	<b>Sept. 2008</b>	<b>Sept. 2009</b>	<b>Sept. 2010</b>	<b>Sept. 2011</b>	<b>Sept. 2012</b>	<b>Sept. 2013</b>	<b>Sept. 2014</b>	<b>Sept. 2015</b>	<b>Sept. 2016</b>	<b>Sept. 2017</b>	<b>Sept. 2018</b>
<b>Anglophone Districts</b>													
Anglophone East School District	38	38	38	37	38	38	38	37	37	37	37	37	37
Anglophone North School District	35	35	35	35	34	34	34	34	34	33	32	30	30
Anglophone South School District	74	74	74	74	74	74	74	74	74	72	72	70	70
Anglophone West School District	82	81	81	79	78	77	76	75	75	70	69	69	69
<b>Francophone Districts</b>													
District scolaire francophone Nord-Est	43	43	43	42	42	40	38	38	38	38	37	35	34
District scolaire francophone Nord-Ouest	21	20	20	20	20	19	19	19	19	19	19	19	19
District scolaire francophone Sud	35	35	35	35	35	35	35	36	37	38	36	36	37
<b>Anglophone</b>	<b>229</b>	<b>228</b>	<b>228</b>	<b>225</b>	<b>224</b>	<b>223</b>	<b>222</b>	<b>220</b>	<b>220</b>	<b>212</b>	<b>210</b>	<b>206</b>	<b>206</b>
<b>Francophone</b>	<b>99</b>	<b>98</b>	<b>98</b>	<b>97</b>	<b>97</b>	<b>94</b>	<b>92</b>	<b>93</b>	<b>94</b>	<b>95</b>	<b>92</b>	<b>90</b>	<b>90</b>
<b>Province</b>	<b>328</b>	<b>326</b>	<b>326</b>	<b>322</b>	<b>321</b>	<b>317</b>	<b>314</b>	<b>313</b>	<b>314</b>	<b>307</b>	<b>302</b>	<b>296</b>	<b>296</b>

**Table 17. Enrolment by School District and Year, September 30, 2008 to September 30, 2018**

School District <sup>1</sup>	Sept. 2008	Sept. 2009	Sept. 2010	Sept. 2011	Sept. 2012	Sept. 2013	Sept. 2014	Sept. 2015	Sept. 2016	Sept. 2017	Sept. 2018
<b>Anglophone Districts</b>											
Anglophone East School District	15,976	15,822	15,680	15,538	15,574	15,568	15,496	15,477	15,624	15,661	15,924
Anglophone North School District	9,646	9,346	8,977	8,569	8,323	8,067	7,827	7,644	7,428	7,317	7,266
Anglophone South School District	26,511	25,964	25,401	24,903	24,256	23,757	23,376	23,052	22,969	23,070	22,903
Anglophone West School District	25,155	24,842	24,521	24,114	23,802	23,543	23,273	22,876	22,901	22,749	22,663
<b>Francophone Districts</b>											
District scolaire francophone Nord-Est	11,919	11,459	11,051	10,651	10,334	10,076	9,944	9,734	9,520	9,343	9,126
District scolaire francophone Nord-Ouest	6,196	5,947	5,803	5,678	5,576	5,521	5,457	5,415	5,335	5,303	5,218
District scolaire francophone Sud	13,004	13,014	12,988	13,126	13,214	13,389	13,533	13,714	14,065	14,312	14,795
<b>Anglophone</b>	<b>77,288</b>	<b>75,974</b>	<b>74,579</b>	<b>73,124</b>	<b>71,955</b>	<b>70,935</b>	<b>69,972</b>	<b>69,049</b>	<b>68,922</b>	<b>68,797</b>	<b>68,756</b>
<b>Francophone</b>	<b>31,119</b>	<b>30,420</b>	<b>29,842</b>	<b>29,455</b>	<b>29,124</b>	<b>28,986</b>	<b>28,934</b>	<b>28,863</b>	<b>28,920</b>	<b>28,958</b>	<b>29,139</b>
<b>Province</b>	<b>108,407</b>	<b>106,394</b>	<b>104,421</b>	<b>102,579</b>	<b>101,079</b>	<b>99,921</b>	<b>98,906</b>	<b>97,912</b>	<b>97,842</b>	<b>97,755</b>	<b>97,895</b>

<sup>1</sup> For comparison purposes, historical data have been combined in accordance with the reorganized school



**Table 17a. Enrolment in French Immersion by School District and Year, September 30, 2008 to September 30, 2018**

School District <sup>1</sup>	Sept. 2008	Sept. 2009	Sept. 2010	Sept. 2011	Sept. 2012	Sept. 2013	Sept. 2014	Sept. 2015	Sept. 2016	Sept. 2017	Sept. 2018
<b>Anglophone Districts</b>											
Anglophone East School District	5,298	4,835	4,842	4,896	5,094	5,243	5,436	5,769	5,825	6,737	7,638
Anglophone North School District	1,946	1,731	1,771	1,784	1,819	1,788	1,793	1,794	1,727	2,009	2,280
Anglophone South School District	6,064	5,759	5,829	5,754	5,796	5,909	6,062	6,249	6,423	7,156	7,722
Anglophone West School District	5,350	4,907	5,012	5,246	5,402	5,558	5,773	5,898	6,044	6,847	7,675
<b>Total</b>	<b>18,658</b>	<b>17,232</b>	<b>17,454</b>	<b>17,680</b>	<b>18,111</b>	<b>18,498</b>	<b>19,064</b>	<b>19,710</b>	<b>20,019</b>	<b>22,749</b>	<b>25,315</b>

<sup>1</sup> For comparison purposes, historical data have been combined in accordance with the reorganized

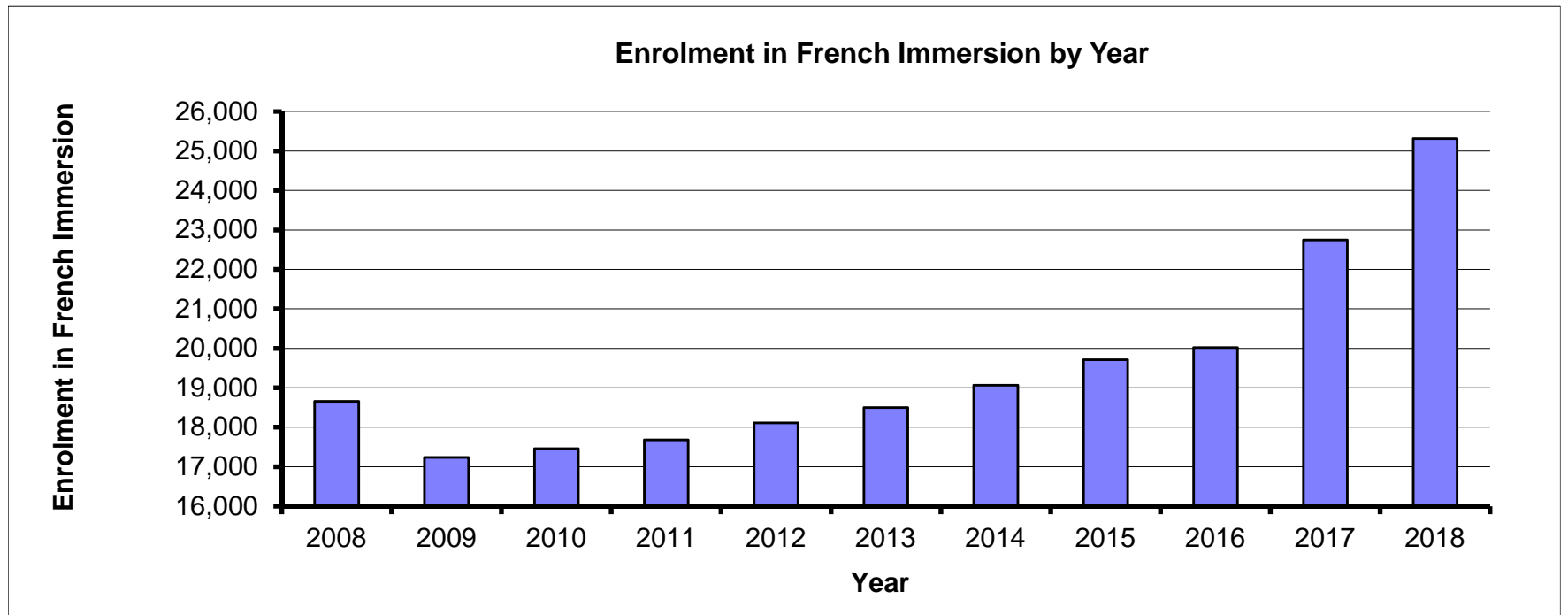


Table 18. Enrolment by Grade and Year, September 30, 2000 to September 30, 2018

Grade	Sept. 2000	Sept. 2001	Sept. 2002	Sept. 2003	Sept. 2004	Sept. 2005	Sept. 2006	Sept. 2007	Sept. 2008	Sept. 2009	Sept. 2010	Sept. 2011	Sept. 2012	Sept. 2013	Sept. 2014	Sept. 2015	Sept. 2016	Sept. 2017	Sept. 2018
Kindergarten	8,375	7,930	7,823	7,836	7,669	7,451	7,188	7,138	7,208	6,997	7,073	7,187	7,352	7,449	7,284	7,122	7,069	7,007	7,016
01	8,897	8,680	8,236	8,119	8,030	7,807	7,565	7,307	7,243	7,326	7,116	7,096	7,272	7,347	7,512	7,301	7,295	7,163	7,138
02	8,916	8,758	8,567	8,087	8,027	7,877	7,621	7,512	7,253	7,214	7,262	7,058	6,985	7,216	7,306	7,522	7,345	7,363	7,257
03	9,312	8,884	8,729	8,536	7,996	7,961	7,811	7,576	7,533	7,269	7,253	7,279	7,040	6,970	7,242	7,279	7,621	7,433	7,449
04	9,368	9,274	8,896	8,729	8,551	7,982	7,918	7,882	7,635	7,543	7,293	7,274	7,289	7,071	6,986	7,217	7,356	7,683	7,475
05	9,623	9,386	9,255	8,936	8,753	8,511	8,017	7,994	7,934	7,705	7,607	7,318	7,275	7,250	7,065	6,987	7,295	7,443	7,750
06	9,594	9,650	9,472	9,352	9,011	8,836	8,554	8,153	8,089	7,997	7,814	7,657	7,345	7,328	7,317	7,126	7,107	7,382	7,556
07	9,614	9,644	9,687	9,524	9,413	9,052	8,871	8,639	8,269	8,104	8,043	7,857	7,694	7,399	7,345	7,296	7,157	7,184	7,460
08	9,697	9,628	9,598	9,712	9,549	9,364	9,077	8,946	8,624	8,278	8,153	8,036	7,852	7,670	7,400	7,336	7,380	7,224	7,262
09	10,487	10,418	10,361	10,312	10,555	10,326	10,136	9,774	9,558	9,263	8,824	8,576	8,518	8,265	7,990	7,712	7,641	7,648	7,549
10	10,638	10,175	10,112	10,095	9,898	10,064	9,782	9,787	9,546	9,423	9,100	8,729	8,483	8,434	8,179	7,990	7,816	7,811	7,877
11	10,229	10,423	9,911	10,071	10,136	9,954	10,082	10,012	9,951	9,711	9,525	9,319	8,967	8,733	8,702	8,442	8,197	8,083	8,008
12	9,837	9,647	9,633	9,259	9,328	9,420	9,213	9,387	9,395	9,391	9,159	9,000	8,832	8,614	8,463	8,456	8,467	8,215	8,020
Previous Graduates	300	281	305	281	229	215	178	181	169	173	199	193	175	175	115	126	96	116	78
Non-Graded K-6	-	-	-	-	-	-	-	-	-	-	-	-	-	-	-	-	-	-	-
Non-Graded 7-9	13	10	6	-	-	-	-	-	-	-	-	-	-	-	-	-	-	-	-
Non-Graded 10-12	42	4	9	20	-	-	-	-	-	-	-	-	-	-	-	-	-	-	-
<b>Total K-6</b>	<b>64,085</b>	<b>62,562</b>	<b>60,978</b>	<b>59,595</b>	<b>58,037</b>	<b>56,425</b>	<b>54,674</b>	<b>53,562</b>	<b>52,895</b>	<b>52,051</b>	<b>51,418</b>	<b>50,869</b>	<b>50,558</b>	<b>50,631</b>	<b>50,712</b>	<b>50,554</b>	<b>51,088</b>	<b>51,474</b>	<b>51,641</b>
<b>Total 7-9</b>	<b>29,811</b>	<b>29,700</b>	<b>29,652</b>	<b>29,548</b>	<b>29,517</b>	<b>28,742</b>	<b>28,084</b>	<b>27,359</b>	<b>26,451</b>	<b>25,645</b>	<b>25,020</b>	<b>24,469</b>	<b>24,064</b>	<b>23,334</b>	<b>22,735</b>	<b>22,344</b>	<b>22,178</b>	<b>22,056</b>	<b>22,271</b>
<b>Total 10-12 (incl. PG)</b>	<b>31,046</b>	<b>30,530</b>	<b>29,970</b>	<b>29,726</b>	<b>29,591</b>	<b>29,653</b>	<b>29,255</b>	<b>29,367</b>	<b>29,061</b>	<b>28,698</b>	<b>27,983</b>	<b>27,241</b>	<b>26,457</b>	<b>25,956</b>	<b>25,459</b>	<b>25,014</b>	<b>24,576</b>	<b>24,225</b>	<b>23,983</b>
<b>Total Enrolment</b>	<b>124,942</b>	<b>122,792</b>	<b>120,600</b>	<b>118,869</b>	<b>117,145</b>	<b>114,820</b>	<b>112,013</b>	<b>110,288</b>	<b>108,407</b>	<b>106,394</b>	<b>104,421</b>	<b>102,579</b>	<b>101,079</b>	<b>99,921</b>	<b>98,906</b>	<b>97,912</b>	<b>97,842</b>	<b>97,755</b>	<b>97,895</b>



**Table 18. Enrolment by Grade and Year, September 30, 2000 to September 30, 2018 (continued)**

**Anglophone School Districts**

<b>Grade</b>	<b>Sept. 2000</b>	<b>Sept. 2001</b>	<b>Sept. 2002</b>	<b>Sept. 2003</b>	<b>Sept. 2004</b>	<b>Sept. 2005</b>	<b>Sept. 2006</b>	<b>Sept. 2007</b>	<b>Sept. 2008</b>	<b>Sept. 2009</b>	<b>Sept. 2010</b>	<b>Sept. 2011</b>	<b>Sept. 2012</b>	<b>Sept. 2013</b>	<b>Sept. 2014</b>	<b>Sept. 2015</b>	<b>Sept. 2016</b>	<b>Sept. 2017</b>	<b>Sept. 2018</b>
Kindergarten	5,879	5,729	5,520	5,567	5,389	5,257	5,036	4,966	4,984	4,892	4,918	4,938	5,111	5,048	5,027	4,868	4,820	4,771	4,795
01	6,243	6,045	5,933	5,698	5,630	5,440	5,291	5,066	4,976	5,029	4,935	4,897	4,958	5,066	5,063	4,999	4,996	4,895	4,858
02	6,323	6,207	6,019	5,879	5,685	5,546	5,351	5,292	5,084	5,001	5,017	4,935	4,858	4,913	5,055	5,088	5,042	5,064	4,991
03	6,538	6,313	6,189	5,982	5,818	5,652	5,516	5,321	5,293	5,097	5,038	5,043	4,940	4,869	4,947	5,048	5,183	5,119	5,137
04	6,441	6,505	6,301	6,198	5,994	5,818	5,643	5,585	5,387	5,291	5,127	5,072	5,056	4,975	4,866	4,933	5,109	5,247	5,149
05	6,726	6,463	6,491	6,334	6,223	5,970	5,849	5,717	5,630	5,442	5,353	5,147	5,087	5,022	4,969	4,860	5,008	5,187	5,295
06	6,624	6,765	6,548	6,565	6,413	6,304	6,010	5,980	5,802	5,697	5,552	5,409	5,185	5,136	5,102	5,046	4,987	5,093	5,286
07	6,577	6,673	6,805	6,605	6,607	6,445	6,341	6,117	6,071	5,825	5,745	5,611	5,460	5,230	5,150	5,083	5,060	5,055	5,162
08	6,647	6,601	6,678	6,835	6,644	6,599	6,496	6,431	6,129	6,072	5,854	5,727	5,607	5,459	5,248	5,140	5,157	5,138	5,124
09	7,470	7,406	7,326	7,342	7,537	7,275	7,242	7,091	6,951	6,640	6,577	6,284	6,246	6,042	5,817	5,576	5,470	5,459	5,474
10	7,333	7,107	7,084	7,080	7,048	7,186	6,903	6,984	6,978	6,869	6,536	6,492	6,173	6,163	5,963	5,845	5,696	5,633	5,684
11	7,012	7,096	6,827	7,038	7,103	7,095	7,225	7,091	7,136	7,132	6,998	6,803	6,719	6,414	6,434	6,198	6,071	5,981	5,864
12	6,506	6,586	6,622	6,466	6,554	6,609	6,614	6,776	6,737	6,864	6,761	6,594	6,404	6,449	6,233	6,258	6,237	6,064	5,873
Previous Graduates	224	182	232	210	174	164	143	146	130	123	168	172	151	149	98	107	86	91	64
Non-Graded K-6	-	-	-	-	-	-	-	-	-	-	-	-	-	-	-	-	-	-	-
Non-Graded 7-9	12	10	-	-	-	-	-	-	-	-	-	-	-	-	-	-	-	-	-
Non-Graded 10-12	-	1	-	-	-	-	-	-	-	-	-	-	-	-	-	-	-	-	-
<b>Total K-6</b>	<b>44,774</b>	<b>44,027</b>	<b>43,001</b>	<b>42,223</b>	<b>41,152</b>	<b>39,987</b>	<b>38,696</b>	<b>37,927</b>	<b>37,156</b>	<b>36,449</b>	<b>35,940</b>	<b>35,441</b>	<b>35,195</b>	<b>35,029</b>	<b>35,029</b>	<b>34,842</b>	<b>35,145</b>	<b>35,376</b>	<b>35,511</b>
<b>Total 7-9</b>	<b>20,706</b>	<b>20,690</b>	<b>20,809</b>	<b>20,782</b>	<b>20,788</b>	<b>20,319</b>	<b>20,079</b>	<b>19,639</b>	<b>19,151</b>	<b>18,537</b>	<b>18,176</b>	<b>17,622</b>	<b>17,313</b>	<b>16,731</b>	<b>16,215</b>	<b>15,799</b>	<b>15,687</b>	<b>15,652</b>	<b>15,760</b>
<b>Total 10-12 (incl. PG)</b>	<b>21,075</b>	<b>20,972</b>	<b>20,765</b>	<b>20,794</b>	<b>20,879</b>	<b>21,054</b>	<b>20,885</b>	<b>20,997</b>	<b>20,981</b>	<b>20,988</b>	<b>20,463</b>	<b>20,061</b>	<b>19,447</b>	<b>19,175</b>	<b>18,728</b>	<b>18,408</b>	<b>18,090</b>	<b>17,769</b>	<b>17,485</b>
<b>Total Enrolment</b>	<b>86,555</b>	<b>85,689</b>	<b>84,575</b>	<b>83,799</b>	<b>82,819</b>	<b>81,360</b>	<b>79,660</b>	<b>78,563</b>	<b>77,288</b>	<b>75,974</b>	<b>74,579</b>	<b>73,124</b>	<b>71,955</b>	<b>70,935</b>	<b>69,972</b>	<b>69,049</b>	<b>68,922</b>	<b>68,797</b>	<b>68,756</b>

**Table 18. Enrolment by Grade and Year, September 30, 2000 to September 30, 2018 (continued)**  
**Francophone School Districts**

Grade	Sept. 2000	Sept. 2001	Sept. 2002	Sept. 2003	Sept. 2004	Sept. 2005	Sept. 2006	Sept. 2007	Sept. 2008	Sept. 2009	Sept. 2010	Sept. 2011	Sept. 2012	Sept. 2013	Sept. 2014	Sept. 2015	Sept. 2016	Sept. 2017	Sept. 2018
Kindergarten	2,496	2,201	2,303	2,269	2,280	2,194	2,152	2,172	2,224	2,105	2,155	2,249	2,241	2,401	2,257	2,254	2,249	2,236	2,221
01	2,654	2,635	2,303	2,421	2,400	2,367	2,274	2,241	2,267	2,297	2,181	2,199	2,314	2,281	2,449	2,302	2,299	2,268	2,280
02	2,593	2,551	2,548	2,208	2,342	2,331	2,270	2,220	2,169	2,213	2,245	2,123	2,127	2,303	2,251	2,434	2,303	2,299	2,266
03	2,774	2,571	2,540	2,554	2,178	2,309	2,295	2,255	2,240	2,172	2,215	2,236	2,100	2,101	2,295	2,231	2,438	2,314	2,312
04	2,927	2,769	2,595	2,531	2,557	2,164	2,275	2,297	2,248	2,252	2,166	2,202	2,233	2,096	2,120	2,284	2,247	2,436	2,326
05	2,897	2,923	2,764	2,602	2,530	2,541	2,168	2,277	2,304	2,263	2,254	2,171	2,188	2,228	2,096	2,127	2,287	2,256	2,455
06	2,970	2,885	2,924	2,787	2,598	2,532	2,544	2,173	2,287	2,300	2,262	2,248	2,160	2,192	2,215	2,080	2,120	2,289	2,270
07	3,037	2,971	2,882	2,919	2,806	2,607	2,530	2,522	2,198	2,279	2,298	2,246	2,234	2,169	2,195	2,213	2,097	2,129	2,298
08	3,050	3,027	2,920	2,877	2,905	2,765	2,581	2,515	2,495	2,206	2,299	2,309	2,245	2,211	2,152	2,196	2,223	2,086	2,138
09	3,017	3,012	3,035	2,970	3,018	3,051	2,894	2,683	2,607	2,623	2,247	2,292	2,272	2,223	2,173	2,136	2,171	2,189	2,075
10	3,305	3,068	3,028	3,015	2,850	2,878	2,879	2,803	2,568	2,554	2,564	2,237	2,310	2,271	2,216	2,145	2,120	2,178	2,193
11	3,217	3,327	3,084	3,033	3,033	2,859	2,857	2,921	2,815	2,579	2,527	2,516	2,248	2,319	2,268	2,244	2,126	2,102	2,144
12	3,331	3,061	3,011	2,793	2,774	2,811	2,599	2,611	2,658	2,527	2,398	2,406	2,428	2,165	2,230	2,198	2,230	2,151	2,147
Previous Graduates	76	99	73	71	55	51	35	35	39	50	31	21	24	26	17	19	10	25	14
Non-Graded K-6	-	-	-	-	-	-	-	-	-	-	-	-	-	-	-	-	-	-	-
Non-Graded 7-9	1	-	6	-	-	-	-	-	-	-	-	-	-	-	-	-	-	-	-
Non-Graded 10-12	42	3	9	20	-	-	-	-	-	-	-	-	-	-	-	-	-	-	-
<b>Total K-6</b>	<b>19,311</b>	<b>18,535</b>	<b>17,977</b>	<b>17,372</b>	<b>16,885</b>	<b>16,438</b>	<b>15,978</b>	<b>15,635</b>	<b>15,739</b>	<b>15,602</b>	<b>15,478</b>	<b>15,428</b>	<b>15,363</b>	<b>15,602</b>	<b>15,683</b>	<b>15,712</b>	<b>15,943</b>	<b>16,098</b>	<b>16,130</b>
<b>Total 7-9</b>	<b>9,105</b>	<b>9,010</b>	<b>8,843</b>	<b>8,766</b>	<b>8,729</b>	<b>8,423</b>	<b>8,005</b>	<b>7,720</b>	<b>7,300</b>	<b>7,108</b>	<b>6,844</b>	<b>6,847</b>	<b>6,751</b>	<b>6,603</b>	<b>6,520</b>	<b>6,545</b>	<b>6,491</b>	<b>6,404</b>	<b>6,511</b>
<b>Total 10-12 (incl. PG)</b>	<b>9,971</b>	<b>9,558</b>	<b>9,205</b>	<b>8,932</b>	<b>8,712</b>	<b>8,599</b>	<b>8,370</b>	<b>8,370</b>	<b>8,080</b>	<b>7,710</b>	<b>7,520</b>	<b>7,180</b>	<b>7,010</b>	<b>6,781</b>	<b>6,731</b>	<b>6,606</b>	<b>6,486</b>	<b>6,456</b>	<b>6,498</b>
<b>Total Enrolment</b>	<b>38,387</b>	<b>37,103</b>	<b>36,025</b>	<b>35,070</b>	<b>34,326</b>	<b>33,460</b>	<b>32,353</b>	<b>31,725</b>	<b>31,119</b>	<b>30,420</b>	<b>29,842</b>	<b>29,455</b>	<b>29,124</b>	<b>28,986</b>	<b>28,934</b>	<b>28,863</b>	<b>28,920</b>	<b>28,958</b>	<b>29,139</b>

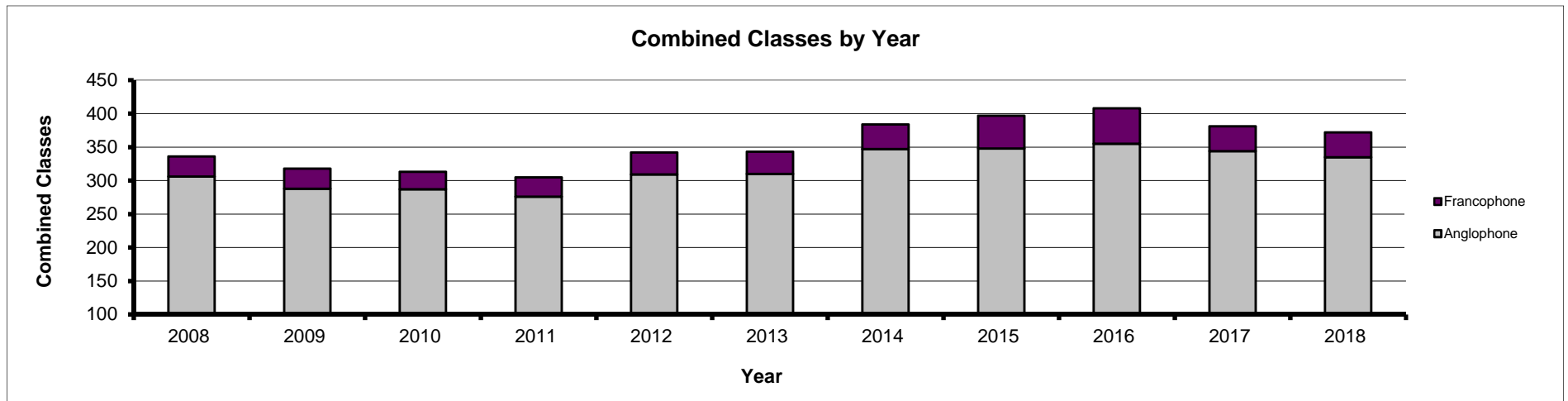
**Table 18a. Enrolment in French Immersion by Grade and Year, September 30, 2004 to September 30, 2018**

<b>Grade</b>	<b>Sept. 2004</b>	<b>Sept. 2005</b>	<b>Sept. 2006</b>	<b>Sept. 2007</b>	<b>Sept. 2008</b>	<b>Sept. 2009</b>	<b>Sept. 2010</b>	<b>Sept. 2011</b>	<b>Sept. 2012</b>	<b>Sept. 2013</b>	<b>Sept. 2014</b>	<b>Sept. 2015</b>	<b>Sept. 2016</b>	<b>Sept. 2017</b>	<b>Sept. 2018</b>
Kindergarten	-	-	-	-	-	-	-	-	-	-	-	-	-	-	-
01	1,655	1,624	1,646	1,595	-	-	-	-	-	-	-	-	-	1,943	2,125
02	1,589	1,505	1,450	1,491	1,428	-	-	-	-	-	-	-	-	-	1,860
03	1,528	1,479	1,390	1,334	1,354	1,336	1,562	1,738	1,804	1,938	1,972	2,120	2,227	2,281	2,272
04	1,502	1,457	1,391	1,332	1,274	1,287	1,296	1,464	1,617	1,683	1,836	1,867	1,985	2,109	2,148
05	1,449	1,437	1,401	1,344	1,292	1,256	1,274	1,267	1,407	1,550	1,617	1,765	1,804	1,918	2,022
06	2,554	2,469	2,389	2,377	2,271	2,438	2,325	2,272	2,314	2,304	2,404	2,371	2,424	2,583	2,688
07	2,398	2,399	2,306	2,245	2,229	2,137	2,272	2,202	2,167	2,202	2,197	2,286	2,270	2,367	2,466
08	2,255	2,291	2,297	2,209	2,127	2,143	2,074	2,174	2,125	2,093	2,148	2,131	2,226	2,193	2,271
09	2,214	2,102	2,114	2,125	2,041	1,944	1,984	1,937	2,020	2,005	1,982	2,040	2,030	2,114	2,077
10	1,961	1,984	1,937	1,884	1,918	1,811	1,769	1,763	1,764	1,832	1,835	1,850	1,918	1,896	1,973
11	1,486	1,556	1,640	1,529	1,481	1,634	1,626	1,602	1,576	1,553	1,724	1,679	1,642	1,792	1,764
12	1,277	1,223	1,324	1,254	1,243	1,246	1,272	1,261	1,317	1,338	1,349	1,601	1,493	1,553	1,649
<b>Total K-5</b>	<b>7,723</b>	<b>7,502</b>	<b>7,278</b>	<b>7,096</b>	<b>5,348</b>	<b>3,879</b>	<b>4,132</b>	<b>4,469</b>	<b>4,828</b>	<b>5,171</b>	<b>5,425</b>	<b>5,752</b>	<b>6,016</b>	<b>8,251</b>	<b>10,427</b>
<b>Total 6-8</b>	<b>7,207</b>	<b>7,159</b>	<b>6,992</b>	<b>6,831</b>	<b>6,627</b>	<b>6,718</b>	<b>6,671</b>	<b>6,648</b>	<b>6,606</b>	<b>6,599</b>	<b>6,749</b>	<b>6,788</b>	<b>6,920</b>	<b>7,143</b>	<b>7,425</b>
<b>Total 9-12</b>	<b>6,938</b>	<b>6,865</b>	<b>7,015</b>	<b>6,792</b>	<b>6,683</b>	<b>6,635</b>	<b>6,651</b>	<b>6,563</b>	<b>6,677</b>	<b>6,728</b>	<b>6,890</b>	<b>7,170</b>	<b>7,083</b>	<b>7,355</b>	<b>7,463</b>
<b>Total Enrolment</b>	<b>21,868</b>	<b>21,526</b>	<b>21,285</b>	<b>20,719</b>	<b>18,658</b>	<b>17,232</b>	<b>17,454</b>	<b>17,680</b>	<b>18,111</b>	<b>18,498</b>	<b>19,064</b>	<b>19,710</b>	<b>20,019</b>	<b>22,749</b>	<b>25,315</b>

Table 19. Combined Classes by School District and Year, September 30, 2008 to September 30, 2018

School District <sup>1</sup>	Sept. 2008	Sept. 2009	Sept. 2010	Sept. 2011	Sept. 2012	Sept. 2013	Sept. 2014	Sept. 2015	Sept. 2016	Sept. 2017	Sept. 2018
<b>Anglophone Districts</b>											
Anglophone East School District	47	55	54	45	71	65	73	71	75	85	80
Anglophone North School District	46	44	37	34	32	32	35	43	51	54	55
Anglophone South School District	101	93	97	103	104	107	122	110	115	103	96
Anglophone West School District	112	96	99	94	102	106	117	124	114	102	104
<b>Francophone Districts</b>											
District scolaire francophone Nord-Est	20	20	16	14	16	16	17	19	18	12	11
District scolaire francophone Nord-Ouest	2	3	3	3	3	4	5	6	10	7	10
District scolaire francophone Sud	8	7	7	12	14	13	15	24	25	18	16
<b>Anglophone</b>	<b>306</b>	<b>288</b>	<b>287</b>	<b>276</b>	<b>309</b>	<b>310</b>	<b>347</b>	<b>348</b>	<b>355</b>	<b>344</b>	<b>335</b>
<b>Francophone</b>	<b>30</b>	<b>30</b>	<b>26</b>	<b>29</b>	<b>33</b>	<b>33</b>	<b>37</b>	<b>49</b>	<b>53</b>	<b>37</b>	<b>37</b>
<b>Province</b>	<b>336</b>	<b>318</b>	<b>313</b>	<b>305</b>	<b>342</b>	<b>343</b>	<b>384</b>	<b>397</b>	<b>408</b>	<b>381</b>	<b>372</b>

<sup>1</sup> For comparison purposes, historical data have been combined in accordance with the reorganized school districts.



**Table 20. Educators and Pupil/Educator Ratio by School District and Year, September 30, 2011 to September 30, 2018**

School District																
	2011 <sup>1</sup>	2012	2013	2014	2015	2016	2017	2018	2011	2012	2013	2014	2015	2016	2017	2018
<b>Anglophone Districts</b>																
Anglophone East School District	1,124.4	1,136.4	1,140.1	1,151.6	1,115.7	1,147.5	1,178.2	1,211.9	13.8	13.7	13.7	13.5	13.9	13.6	13.3	13.1
Anglophone North School District	713.7	696.3	669.3	662.6	626.8	626.1	652.7	674.8	12.0	12.0	12.1	11.8	12.2	11.9	11.2	10.8
Anglophone South School District	1,799.8	1,810.0	1,748.6	1,716.9	1,652.4	1,670.8	1,685.5	1,763.5	13.8	13.4	13.6	13.6	14.0	13.7	13.7	13.0
Anglophone West School District	1,789.0	1,776.1	1,762.4	1,745.6	1,675.5	1,698.4	1,727.3	1,763.2	13.5	13.4	13.4	13.3	13.7	13.5	13.2	12.9
<b>Francophone Districts</b>																
District scolaire francophone Nord-Est	841.9	828.5	808.4	799.1	775.0	777.3	784.1	773.0	12.7	12.5	12.5	12.4	12.6	12.2	11.9	11.8
District scolaire francophone Nord-Ouest	448.4	446.7	443.8	443.4	418.4	424.5	420.6	430.1	12.7	12.5	12.4	12.3	12.9	12.6	12.6	12.1
District scolaire francophone Sud	989.3	990.4	1,032.0	1,037.3	1,009.4	1,037.9	1,071.3	1,113.8	13.3	13.3	13.0	13.0	13.6	13.6	13.4	13.3
<b>Anglophone</b>	<b>5,426.9</b>	<b>5,418.8</b>	<b>5,320.3</b>	<b>5,276.7</b>	<b>5,070.2</b>	<b>5,142.8</b>	<b>5,243.7</b>	<b>5,413.3</b>	<b>13.5</b>	<b>13.3</b>	<b>13.3</b>	<b>13.3</b>	<b>13.6</b>	<b>13.4</b>	<b>13.1</b>	<b>12.7</b>
<b>Francophone</b>	<b>2,279.5</b>	<b>2,265.6</b>	<b>2,284.1</b>	<b>2,279.7</b>	<b>2,202.8</b>	<b>2,239.7</b>	<b>2,275.9</b>	<b>2,316.9</b>	<b>12.9</b>	<b>12.9</b>	<b>12.7</b>	<b>12.7</b>	<b>13.1</b>	<b>12.9</b>	<b>12.7</b>	<b>12.6</b>
<b>Province</b>	<b>7,706.4</b>	<b>7,684.4</b>	<b>7,604.5</b>	<b>7,556.4</b>	<b>7,273.0</b>	<b>7,382.5</b>	<b>7,519.6</b>	<b>7,730.2</b>	<b>13.3</b>	<b>13.2</b>	<b>13.1</b>	<b>13.1</b>	<b>13.5</b>	<b>13.3</b>	<b>13.0</b>	<b>12.7</b>

<sup>1</sup> Some positions previously included as Educators are now included as Professional and Non-Educational Support Staff.









**Table 21. Enrolment and School Level Educators, September 30, 2018**

School District	School Number and Name	Grade Levels	Pupil Enrolment	School Level Educators
<b>Anglophone East School District</b>				
1572	Arnold H. McLeod School	K, 01 - 05	348	24.1
1503	Beaverbrook School	K, 01 - 08	186	15.2
1569	Bernice MacNaughton High School	09 - 12	824	53.9
1504	Bessborough School	K, 01 - 08	560	39.5
1505	Birchmount School	K, 01 - 08	502	35.5
1702	Caledonia Regional High School	06 - 12	264	23.0
1567	Claude D. Taylor School	K, 01 - 05	300	21.4
1401	Dorchester Consolidated School	K, 01 - 08	71	7.5
1573	Edith Cavell School	K, 01 - 08	287	31.7
1576	Evergreen Park School	K, 01 - 08	751	47.4
1514	Forest Glen School	K, 01 - 04	323	22.8
1550	Frank L. Bowser School	K, 01 - 05	309	22.3
1517	Harrison Trimble High School	09 - 12	1,012	63.9
1602	Havelock School	K, 01 - 05	123	8.4
1519	Hillcrest School	K, 01 - 08	130	12.7
1703	Hillsborough Elementary School	K, 01 - 05	151	12.8
1610	J.M.A. Armstrong/Salisbury Middle School	05 - 12	575	43.4
1571	Lewisville Middle School	06 - 08	386	25.1
1574	Lou MacNarin School	K, 01 - 05	420	31.3
1528	Magnetic Hill School	K, 01 - 08	406	29.0
1402	Marshview Middle School	05 - 08	271	19.1
1539	Moncton High School	09 - 12	1,233	75.0
1541	Mountain View School	K, 01 - 05	84	8.0
1577	Northrop Frye School	K, 01 - 08	821	50.3
1604	Petitcodiac Regional School	K, 01 - 12	624	48.0
1416	Port Elgin Regional School	K, 01 - 08	167	13.8
1547	Queen Elizabeth School	K, 01 - 08	408	30.1
1704	Riverside Consolidated School	K, 01 - 05	44	6.0
1578	Riverview East School	K, 01 - 08	650	45.4
1570	Riverview High School	09 - 12	1,083	66.9
1549	Riverview Middle School	06 - 08	527	33.4
1417	Salem Elementary School	K, 01 - 04	382	27.0
1607	Salisbury Elementary School	K, 01 - 04	362	25.3
1553	Shediac Cape School	K, 01 - 08	310	25.8
1559	Sunny Brae Middle School	05 - 08	294	20.9
1411	Tantramar Regional High School	09 - 12	428	32.6
1551	West Riverview School	K, 01 - 05	308	22.6
<b>Total - Anglophone East School District</b>			<b>15,924</b>	<b>1,120.8</b>

District based educators

74.1

**Table 21. Enrolment and School Level Educators, September 30, 2018 (continued)**

School District	School Number and Name	Grade Levels	Pupil Enrolment	School Level Educators
<b>Anglophone North School District</b>				
4201	Bathurst High School	09 - 12	557	40.5
0843	Blackville School	K, 01 - 12	376	30.1
4055	Bonar Law Memorial School	09 - 12	349	30.7
3806	Campbellton Middle School	05 - 08	183	14.0
3615	Dalhousie Regional High School	06 - 12	272	24.0
1025	Dr. Losier Middle School	06 - 08	264	17.5
4056	Eleanor W. Graham Middle School	06 - 08	160	14.2
0858	Gretna Green School	K, 01 - 08	314	25.7
4010	Harcourt School	K, 01 - 05	25	3.5
3601	Jacquet River School	K, 01 - 08	92	9.5
1020	James M. Hill Memorial High School	09 - 12	551	44.0
4259	Janeville Elementary School	K, 01 - 05	28	3.7
1026	King Street Elementary School	K, 01 - 05	402	33.6
3613	L.E. Reinsborough School	K, 01 - 05	166	13.5
3803	Lord Beaverbrook School	K, 01 - 04	166	15.0
0860	Max Aitken Academy	K, 01 - 08	555	40.1
0839	Millerton Elementary & Junior High School	K, 01 - 08	82	8.3
1013	Miramichi Rural School	K, 01 - 08	77	7.2
0811	Miramichi Valley High School	09 - 12	640	55.6
1014	Napan Elementary School	K, 01 - 05	57	6.2
1017	Nelson Rural School	K, 01 - 08	262	20.6
0859	North & South Esk Elementary School	K, 01 - 06	149	14.9
0825	North & South Esk Regional High School	07 - 12	187	20.1
4260	Parkwood Heights Elementary School	K, 01 - 05	167	15.4
4017	Rexton Elementary School	K, 01 - 05	251	22.1
3823	Sugarloaf Senior High School	09 - 12	374	28.5
4207	Superior Middle School	06 - 08	289	19.5
0802	Tabusintac Community School	K, 01 - 08	45	5.0
4261	Terry Fox Elementary School	K, 01 - 05	217	19.3
3818	Tide Head School	K, 01, 04 - 05	9	1.5
<b>Total - Anglophone North School District</b>			<b>7,266</b>	<b>603.8</b>

District based educators

56.0

**Table 21. Enrolment and School Level Educators, September 30, 2018 (continued)**

<b>School</b>	<b>Grade</b>	<b>Pupil</b>	<b>School Level</b>
<b>District School Number and Name</b>	<b>Levels</b>	<b>Enrolment</b>	<b>Educators</b>
<b>Anglophone South School District</b>			
1801 Apohaqui Elementary School	K, 01 - 05	91	7.0
2101 Back Bay Elementary School	K, 01 - 05	51	4.6
2003 Barnhill Memorial School	06 - 08	392	23.9
2066 Bayside Middle School	06 - 08	577	35.6
2004 Bayview School	K, 01 - 05	226	15.3
2005 Beaconsfield Middle School	06 - 08	175	11.5
1938 Belleisle Elementary School	K, 01 - 05	145	10.9
1945 Belleisle Regional High School	06 - 12	228	19.7
2103 Blacks Harbour School	K, 01 - 05	145	12.4
2301 Campobello Island Consolidated School	K, 02 - 12	124	13.0
2007 Centennial School	K, 01 - 05	240	21.2
2008 Champlain Heights School	K, 01 - 05	361	28.0
1948 Chris Saunders Memorial Elementary School	K, 01 - 05	256	17.6
2104 Deer Island Community School	K, 01 - 08	57	5.6
1940 Dr. A. T. Leatherbarrow Primary School	K, 01 - 02	227	16.5
1930 Fairvale Elementary School	K, 01 - 05	363	26.5
2013 Forest Hills School	K, 01 - 08	673	49.5
2111 Fundy Middle and High School	06 - 12	581	40.5
2074 Fundy Shores School	K, 01 - 05	75	6.8
2014 Glen Falls School	K, 01 - 05	155	13.7
2068 Grand Bay Primary School	K, 01 - 02	117	9.5
2201 Grand Manan Community School	K, 01 - 12	328	27.4
1944 Hammond River Valley Elementary School	K, 01 - 05	178	12.0
1939 Hampton Elementary School	02 - 05	272	17.7
1947 Hampton High School	09 - 12	543	38.4
1921 Hampton Middle School	06 - 08	334	21.9
2060 Harbour View High School	09 - 12	887	57.6
1929 Harry Miller Middle School	06 - 08	401	25.7
2020 Hazen-White-St. Francis School	K, 01 - 08	223	23.2
2016 Inglewood School	03 - 05	79	5.7
2070 Island View School	K, 01 - 05	313	20.1
1931 Kennebecasis Park Elementary School	K, 01 - 05	143	10.6
1941 Kennebecasis Valley High School	09 - 12	1,036	65.0
1943 Lakefield Elementary School	K, 01 - 05	387	26.6
2028 Lakewood Heights School	K, 01 - 05	266	18.1
2302 Lawrence Station Elementary School	01 - 05	27	3.5
2030 Loch Lomond School	K, 01 - 05	301	22.1
2059 M. Gerald Teed Memorial School	K, 01 - 02	182	15.0
1925 Macdonald Consolidated School	K, 01 - 08	200	16.2
2065 Millidgeville North School	03 - 08	465	30.6
2339 Milltown Elementary School	K, 01 - 05	185	14.0
2023 Morna Heights School	K, 01 - 05	69	7.1
1811 Norton Elementary School	K, 01 - 05	123	9.2
2039 Prince Charles School	K, 01 - 08	153	14.9

**Table 21. Enrolment and School Level Educators, September 30, 2018 (continued)**

<b>School</b>	<b>Grade</b>	<b>Pupil</b>	<b>School Level</b>
<b>District School Number and Name</b>	<b>Levels</b>	<b>Enrolment</b>	<b>Educators</b>
<b>Anglophone South School District</b>			
2041 Princess Elizabeth School	K, 01 - 08	512	39.5
1932 Quispamsis Elementary School	K, 01 - 05	377	28.7
1946 Quispamsis Middle School	06 - 08	534	32.2
2072 River Valley Middle School	06 - 08	315	21.7
1927 Rothesay Elementary School	K, 01 - 05	408	28.2
1928 Rothesay High School	09 - 12	532	35.5
1942 Rothesay Park School	06 - 08	223	15.6
2043 Saint John High School	09 - 12	897	56.8
2057 Saint Rose School	K, 01 - 05	205	15.7
2075 Seaside Park Elementary School	K, 01 - 05	487	38.4
2047 Simonds High School	09 - 12	771	55.0
2310 Sir James Dunn Academy	06 - 12	187	14.4
2110 St. George Elementary School	K, 01 - 05	263	23.3
2067 St. John the Baptist/King Edward School	K, 01 - 08	217	24.5
2051 St. Malachy's Memorial High School	09 - 12	908	59.7
2052 St. Martins School	K, 01 - 05	58	5.9
2336 St. Stephen Elementary School	K, 01 - 05	465	33.0
2338 St. Stephen High School	09 - 12	474	33.6
2337 St. Stephen Middle School	06 - 08	340	21.7
1819 Sussex Corner Elementary School	K, 01 - 05	304	21.3
1817 Sussex Elementary School	K, 01 - 05	463	32.8
1820 Sussex Middle School	06 - 08	430	26.7
1818 Sussex Regional High School	09 - 12	698	48.1
2311 Vincent Massey Elementary School	K, 01 - 05	140	11.6
2062 Westfield School	K, 01 - 05	336	23.3
2206 White Head Elementary School	K, 03 - 04	5	1.0
<b>Total - Anglophone South School District</b>		<b>22,903</b>	<b>1,640.0</b>

District based educators

98.5

**Table 21. Enrolment and School Level Educators, September 30, 2018 (continued)**

<b>School</b>	<b>Grade</b>	<b>Pupil</b>	<b>School Level</b>
<b>District School Number and Name</b>	<b>Levels</b>	<b>Enrolment</b>	<b>Educators</b>
<b>Anglophone West School District</b>			
3107 Andover Elementary School	K, 01 - 05	277	20.5
2506 Assiniboine Avenue Elementary School	K, 01 - 02	275	20.9
2602 Barkers Point Elementary School	K, 01 - 05	341	24.9
3001 Bath Community School	K, 01 - 08	142	12.5
2641 Bliss Carman Middle School	06 - 08	615	36.5
3004 Bristol Elementary School	K, 01 - 05	86	7.0
2501 Burton Elementary School	K, 01 - 02	44	4.0
2412 Cambridge-Narrows Community School	K, 01 - 12	166	15.6
2803 Canterbury High School	K, 01 - 12	150	14.7
3018 Carleton North High School	09 - 12	434	30.3
0910 Central New Brunswick Academy	06 - 12	222	18.7
3005 Centreville Community School	K, 01 - 08	178	14.5
2404 Chipman Elementary School	K, 01 - 05	109	8.4
2413 Chipman Forest Avenue School	06 - 12	155	13.3
2604 Connaught Street School	K, 01 - 05	314	23.4
2605 Devon Middle School	06 - 08	497	34.8
0901 Doaktown Elementary School	K, 01 - 05	65	7.1
3122 Donald Fraser Memorial School	K, 01 - 05	121	9.7
3009 Florenceville Elementary School	K, 01 - 05	239	19.1
3008 Florenceville Middle School	06 - 08	204	14.5
2608 Forest Hill Elementary School	K, 01	126	9.3
2635 Fredericton High School	09 - 12	1,904	116.9
2522 Gagetown School	K, 01 - 08	83	8.0
2609 Garden Creek School	K, 01 - 05	327	22.7
2503 Geary Elementary Community School	K, 01 - 05	153	11.4
2619 George Street Middle School	06 - 08	758	48.5
2508 Gesner Street Elementary School	K, 01 - 02	263	19.6
2642 Gibson-Neill Memorial Elementary School	K, 01 - 05	652	44.0
2511 Harold Peterson Middle School	06 - 08	376	24.2
2909 Hartland Community School	K, 01 - 12	525	38.1
2701 Harvey Elementary School	K, 01 - 05	197	14.4
2705 Harvey High School	06 - 12	209	19.1
2509 Hubbard Avenue Elementary School	03 - 05	316	21.3
5001 John Caldwell School	K, 01 - 12	419	36.0
2611 Keswick Ridge School	K, 01 - 08	181	14.6
2807 Keswick Valley Memorial School	K, 01 - 08	218	15.6
2614 Kingsclear Consolidated School	K, 01 - 05	58	5.6
2640 Leo Hayes High School	09 - 12	1,586	101.5
2504 Lincoln Elementary Community School	K, 01 - 05	168	12.7
2634 Liverpool Street Elementary School	02 - 05	323	21.7
2622 McAdam Avenue School	K, 01 - 05	66	7.0
2703 McAdam Elementary School	K, 01 - 05	67	6.4
2704 McAdam High School	06 - 12	74	9.2
2910 Meduxnekeag Consolidated School	K, 01 - 08	623	44.5

**Table 21. Enrolment and School Level Educators, September 30, 2018 (continued)**

<b>School</b>	<b>Grade</b>	<b>Pupil</b>	<b>School Level</b>
<b>District School Number and Name</b>	<b>Levels</b>	<b>Enrolment</b>	<b>Educators</b>
<b>Anglophone West School District</b>			
2411 Minto Elementary Middle School	K, 01 - 08	353	24.5
2407 Minto Memorial High School	09 - 12	141	13.0
2633 Montgomery Street Elementary School	K, 01 - 05	220	15.5
2802 Nackawic Elementary School	K, 01 - 05	213	15.6
2811 Nackawic Middle School	06 - 08	135	9.1
2801 Nackawic Senior High School	09 - 12	282	21.0
2620 Nashwaak Valley School	K, 01 - 05	112	9.4
2621 Nashwaaksis Memorial School	K, 01 - 05	351	26.3
2636 Nashwaaksis Middle School	06 - 08	594	35.3
2639 New Maryland Elementary School	K, 01 - 05	480	34.3
2513 Oromocto High School	09 - 12	1,032	72.0
2623 Park Street Elementary School	K, 01 - 05	424	27.9
3105 Perth-Andover Middle School	06 - 08	194	14.0
2624 Priestman Street Elementary School	K, 01 - 05	573	36.8
2512 Ridgeview Middle School	06 - 08	315	20.7
2638 Royal Road Elementary School	K, 01 - 05	343	25.8
5401 Saint Mary's Academy	K, 01 - 12	176	17.0
3106 Southern Victoria High School	09 - 12	250	19.0
0906 Stanley Consolidated School	K, 01 - 12	230	20.3
2510 Summerhill Street Elementary School	03 - 05	265	16.4
2505 Sunbury West School	K, 01 - 08	246	19.4
3111 Tobique Valley High School	06 - 12	159	14.3
2911 Townsview School	K, 01 - 08	584	42.7
0905 Upper Miramichi Elementary School	K, 01 - 05	95	8.0
2908 Woodstock High School	09 - 12	590	40.5
<b>Total - Anglophone West School District</b>		<b>22,663</b>	<b>1,621.4</b>

District based educators

112.8

**Table 21. Enrolment and School Level Educators, September 30, 2018 (continued)**

School	Grade	Pupil	School Level
District School Number and Name	Levels	Enrolment	Educators
<b>District scolaire francophone Nord-Est</b>			
4109 Académie Assomption	K, 01 - 05	58	7.9
3511 Académie Notre-Dame	K, 01 - 08	167	13.4
3516 Aux quatre vents	09 - 12	213	19.5
4157 Carrefour Étudiant	K, 01 - 08	254	21.3
0761 Centre scolaire communautaire La fontaine	K, 01 - 12	409	36.5
4161 Cité de l'Amitié	K, 01 - 05	365	28.3
0714 École La Passerelle	K, 01 - 08	187	15.5
0702 École La Relève-de-Saint-Isidore	K, 01 - 08	135	12.6
0719 École La Ruche	K, 01 - 05	322	24.3
0725 École La Source	K, 01 - 08	357	28.2
0762 École La Villa des Amis	K, 01 - 08	181	13.8
0609 École La-Rivière	K, 01 - 08	91	8.6
0720 École Le Tremplin	06 - 08	160	11.1
0503 École Léandre-LeGresley	K, 01 - 08	121	11.2
0627 École L'Envolée	K, 01 - 08	387	28.8
0513 École L'Escale-des-Jeunes	K, 01 - 08	85	11.5
0625 École L'Étincelle	K, 01 - 08	135	14.1
0540 École Marguerite-Bourgeois	K, 01 - 08	350	27.0
0601 École Marie-Esther	09 - 12	402	30.0
0504 École Ola-Léger	K, 01 - 08	81	8.5
0752 École René-Chouinard	K, 01 - 08	107	13.4
4156 École secondaire Népisiguit	09 - 12	785	55.4
0604 École Soeur-Saint-Alexandre	K, 01 - 08	274	22.5
0541 École Terre des Jeunes	K, 01 - 08	254	21.2
4143 François-Xavier-Daigle	K, 01 - 08	128	12.5
4125 La Croisée	K, 01 - 08	222	19.7
3517 La Mosaïque du Nord	K, 01 - 08	275	22.7
4158 Le Domaine Étudiant	04 - 08	240	15.2
3724 Le Galion des Appalaches	K, 01 - 08	594	41.2
4114 Le Tournesol	K, 01 - 03	188	16.8
4159 Place-des-Jeunes	06 - 08	200	13.5
0539 Polyvalente Louis-Mailloux	09 - 12	427	30.5
3722 Polyvalente Roland-Pépin	09 - 12	292	22.6
0760 Polyvalente W.-Arthur-Losier	09 - 12	680	48.2
<b>Total - District scolaire francophone Nord-Est</b>		<b>9,126</b>	<b>727.5</b>

District based educators

36.5

**Table 21. Enrolment and School Level Educators, September 30, 2018 (continued)**

School	Grade	Pupil	School Level
District School Number and Name	Levels	Enrolment	Educators
<b>District scolaire francophone Nord-Ouest</b>			
3329 Carrefour de la Jeunesse	K, 01 - 08	390	28.4
3327 Centre d'apprentissage du Haut-Madawaska	K, 01 - 08	191	14.3
3325 Cité des Jeunes A.-M.-Sormany	09 - 12	949	62.4
3326 École communautaire Ernest-Lang	K, 01 - 08	67	7.8
3316 École communautaire Saint-Joseph	K, 01 - 08	83	9.6
0117 École Écho-Jeunesse	K, 01 - 07	159	14.2
3215 École Grande-Rivière	K, 01 - 12	280	25.3
0109 École Marie-Gaétane	08 - 12	111	13.6
3205 École Mgr-Lang	K, 01 - 06	217	17.9
0101 École Mgr-Martin	K, 01 - 06	255	19.8
3320 École Mgr-Matthieu-Mazerolle	K, 01 - 08	107	10.9
3309 École Notre-Dame	K, 01 - 08	463	31.3
3317 École Régionale Saint-Basile	K, 01 - 08	298	22.4
3321 École Régionale Sainte-Anne	K, 01 - 08	116	11.4
3314 École Saint-Jacques	K, 01 - 08	323	25.4
3218 Élémentaire Sacré-Coeur	K, 01 - 06	304	22.5
0118 Polyvalente A.-J.-Savoie	07 - 12	213	19.5
3217 Polyvalente Thomas-Albert	07 - 12	548	38.0
3211 Régionale-de-Saint-André	K, 01 - 06	144	13.5
<b>Total - District scolaire francophone Nord-Ouest</b>		<b>5,218</b>	<b>408.2</b>

District based educators 15.4



**Table 21. Enrolment and School Level Educators, September 30, 2018 (continued)**

School	Grade	Pupil	School Level
District School Number and Name	Levels	Enrolment	Educators
<b>District scolaire francophone Sud</b>			
5201 Centre scolaire Samuel-de-Champlain	K, 01 - 12	702	55.3
1340 École Abbey-Landry	K, 01 - 08	386	28.7
1348 École Amirault	K, 01 - 02	251	18.2
1357 École Anna-Malenfant	K, 01 - 05	598	38.3
1364 École Antonine-Maillet	06 - 07	358	21.6
5107 École Arc-en-ciel	K, 01 - 08	315	25.2
1206 École Blanche-Bourgeois	K, 01 - 08	177	12.9
1215 École Calixte-F.-Savoie	K, 01 - 08	73	6.6
1227 École Camille-Vautour	K, 01 - 08	196	15.3
5301 École Carrefour Beausoleil	K, 01 - 12	276	24.4
1361 École Carrefour de l'Acadie	06 - 08	463	28.2
1334 École Champlain	K, 01 - 08	913	59.1
1226 École Clément-Cormier	09 - 12	436	33.5
5138 École des Bâtisseurs	K, 01 - 05	448	31.3
5202 École des Pionniers	K, 01 - 05	182	16.0
1356 École Donat-Robichaud	K, 01 - 08	263	21.4
1202 École Dr-Marguerite-Michaud	K, 01 - 08	247	19.3
1358 École Grande-Digue	K, 01 - 08	234	20.1
1363 École Le Marais	03 - 05	255	18.0
1359 École Le Mascaret	06 - 08	289	20.4
1362 École Le Sommet	K, 01 - 08	839	56.5
5139 École Les Éclaireurs	K, 01 - 08	422	32.9
1360 École L'Odysée	09 - 12	823	58.5
1355 École Mathieu-Martin	09 - 12	1,126	75.2
1315 École Mgr-François-Bourgeois	K, 01 - 08	501	33.0
3954 École Mgr-Marcel-François-Richard	K, 01 - 12	419	35.6
1228 École Mont Carmel	K, 01 - 08	164	12.8
1213 École Notre-Dame	K, 01 - 08	123	12.1
1317 École Père-Edgar-T.-LeBlanc	K, 01 - 08	329	24.4
3905 École Régionale de Baie-Sainte-Anne	K, 01 - 12	118	17.2
5137 École Sainte-Anne	06 - 12	705	48.6
1349 École Sainte-Bernadette	K, 01 - 05	259	20.6
1335 École Sainte-Thérèse	K, 01 - 05	534	34.6
1350 École Saint-Henri	K, 01 - 05	351	25.5
3955 École Soleil Levant	K, 01 - 08	213	20.4
3924 Étoile de l'Acadie	K, 01 - 12	245	25.0
1331 Polyvalente Louis-J.-Robichaud	09 - 12	562	40.2
<b>Total - District scolaire francophone Sud</b>		<b>14,795</b>	<b>1,086.8</b>

District based educators

11.0

Table 22. Enrolment by School by Grade, September 30, 2018

District	School Number and Name	Total	Grade												Prev.	
			K	01	02	03	04	05	06	07	08	09	10	11	12	Grads
<b>Anglophone East School District</b>																
	1572 Arnold H. McLeod School	348	48	60	57	50	56	77	-	-	-	-	-	-	-	-
	1503 Beaverbrook School	186	28	18	20	18	17	22	26	19	18	-	-	-	-	-
	1569 Bernice MacNaughton High School	824	-	-	-	-	-	-	-	-	-	210	193	218	203	-
	1504 Bessborough School	560	54	71	55	82	61	67	49	61	60	-	-	-	-	-
	1505 Birchmount School	502	41	43	63	63	62	53	52	58	67	-	-	-	-	-
	1702 Caledonia Regional High School	264	-	-	-	-	-	-	34	40	21	44	35	37	53	-
	1567 Claude D. Taylor School	300	43	47	49	55	54	52	-	-	-	-	-	-	-	-
	1401 Dorchester Consolidated School	71	7	10	5	9	6	6	9	9	10	-	-	-	-	-
	1573 Edith Cavell School	287	39	39	32	35	28	33	30	25	26	-	-	-	-	-
	1576 Evergreen Park School	751	83	68	70	88	82	93	78	90	99	-	-	-	-	-
	1514 Forest Glen School	323	63	63	59	67	71	-	-	-	-	-	-	-	-	-
	1550 Frank L. Bowser School	309	47	54	46	43	62	57	-	-	-	-	-	-	-	-
	1517 Harrison Trimble High School	1,012	-	-	-	-	-	-	-	-	-	246	256	273	235	2
	1602 Havelock School	123	20	16	21	21	21	24	-	-	-	-	-	-	-	-
	1519 Hillcrest School	130	9	13	12	11	13	17	24	16	15	-	-	-	-	-
	1703 Hillsborough Elementary School	151	25	19	27	23	31	26	-	-	-	-	-	-	-	-
	1610 J.M.A. Armstrong/Salisbury Middle School	575	-	-	-	-	-	68	73	53	74	88	70	77	72	-
	1571 Lewisville Middle School	386	-	-	-	-	-	-	126	132	128	-	-	-	-	-
	1574 Lou MacNarin School	420	63	78	77	69	66	67	-	-	-	-	-	-	-	-
	1528 Magnetic Hill School	406	42	42	42	42	55	47	51	46	39	-	-	-	-	-
	1402 Marshview Middle School	271	-	-	-	-	-	72	76	67	56	-	-	-	-	-
	1539 Moncton High School	1,233	-	-	-	-	-	-	-	-	-	295	300	325	310	3
	1541 Mountain View School	84	26	7	12	14	14	11	-	-	-	-	-	-	-	-
	1577 Northrop Frye School	821	84	75	85	98	105	85	107	89	93	-	-	-	-	-
	1604 Petitcodiac Regional School	624	29	50	47	50	40	50	64	49	51	57	46	40	51	-
	1416 Port Elgin Regional School	167	8	14	19	15	28	28	17	23	15	-	-	-	-	-
	1547 Queen Elizabeth School	408	50	58	42	35	54	49	48	40	32	-	-	-	-	-
	1704 Riverside Consolidated School	44	5	7	7	10	5	10	-	-	-	-	-	-	-	-
	1578 Riverview East School	650	67	71	68	74	86	82	79	68	55	-	-	-	-	-
	1570 Riverview High School	1,083	-	-	-	-	-	-	-	-	-	249	283	272	276	3
	1549 Riverview Middle School	527	-	-	-	-	-	-	171	173	183	-	-	-	-	-
	1417 Salem Elementary School	382	83	77	73	81	68	-	-	-	-	-	-	-	-	-
	1607 Salisbury Elementary School	362	65	58	89	70	80	-	-	-	-	-	-	-	-	-
	1553 Shediac Cape School	310	30	32	35	33	41	36	33	34	36	-	-	-	-	-
	1559 Sunny Brae Middle School	294	-	-	-	-	-	66	73	82	73	-	-	-	-	-
	1411 Tantramar Regional High School	428	-	-	-	-	-	-	-	-	-	102	96	105	122	3
	1551 West Riverview School	308	42	53	45	53	60	55	-	-	-	-	-	-	-	-
<b>Total - Anglophone East School District</b>		<b>15,924</b>	<b>1,101</b>	<b>1,143</b>	<b>1,157</b>	<b>1,209</b>	<b>1,266</b>	<b>1,253</b>	<b>1,220</b>	<b>1,174</b>	<b>1,151</b>	<b>1,291</b>	<b>1,279</b>	<b>1,347</b>	<b>1,322</b>	<b>11</b>

**Table 22. Enrolment by School by Grade, September 30, 2018 (continued)**

District	School Number and Name	Total	Grade												Prev. Grads		
			K	01	02	03	04	05	06	07	08	09	10	11		12	
<b>Anglophone North School District</b>																	
4201	Bathurst High School	557	-	-	-	-	-	-	-	-	-	-	96	140	142	176	3
0843	Blackville School	376	18	21	21	26	29	23	28	38	27	31	29	38	47	-	-
4055	Bonar Law Memorial School	349	-	-	-	-	-	-	-	-	-	89	93	100	65	2	-
3806	Campbellton Middle School	183	-	-	-	-	-	46	38	54	45	-	-	-	-	-	-
3615	Dalhousie Regional High School	272	-	-	-	-	-	-	26	28	22	37	58	57	43	1	-
1025	Dr. Losier Middle School	264	-	-	-	-	-	-	91	78	95	-	-	-	-	-	-
4056	Eleanor W. Graham Middle School	160	-	-	-	-	-	-	57	57	46	-	-	-	-	-	-
0858	Gretna Green School	314	26	33	43	35	29	45	38	39	26	-	-	-	-	-	-
4010	Harcourt School	25	2	5	1	3	6	8	-	-	-	-	-	-	-	-	-
3601	Jacquet River School	92	10	7	10	9	7	9	12	11	17	-	-	-	-	-	-
1020	James M. Hill Memorial High School	551	-	-	-	-	-	-	-	-	-	103	152	143	146	7	-
4259	Janeville Elementary School	28	4	6	2	5	3	8	-	-	-	-	-	-	-	-	-
1026	King Street Elementary School	402	71	70	71	58	64	68	-	-	-	-	-	-	-	-	-
3613	L.E. Reinsborough School	166	27	26	24	25	27	37	-	-	-	-	-	-	-	-	-
3803	Lord Beaverbrook School	166	39	30	30	31	36	-	-	-	-	-	-	-	-	-	-
0860	Max Aitken Academy	555	60	72	67	70	57	54	53	53	69	-	-	-	-	-	-
0839	Millerton Elementary & Junior High School	82	13	11	6	10	7	6	12	10	7	-	-	-	-	-	-
1013	Miramichi Rural School	77	9	7	10	10	7	10	6	13	5	-	-	-	-	-	-
0811	Miramichi Valley High School	640	-	-	-	-	-	-	-	-	-	150	139	159	188	4	-
1014	Napan Elementary School	57	9	7	15	7	6	13	-	-	-	-	-	-	-	-	-
1017	Nelson Rural School	262	24	25	35	38	14	27	39	23	37	-	-	-	-	-	-
0859	North & South Esk Elementary School	149	18	18	20	21	19	19	34	-	-	-	-	-	-	-	-
0825	North & South Esk Regional High School	187	-	-	-	-	-	-	-	28	30	33	31	35	29	1	-
4260	Parkwood Heights Elementary School	167	36	25	23	28	36	19	-	-	-	-	-	-	-	-	-
4017	Rexton Elementary School	251	39	41	37	35	47	52	-	-	-	-	-	-	-	-	-
3823	Sugarloaf Senior High School	374	-	-	-	-	-	-	-	-	-	96	82	91	104	1	-
4207	Superior Middle School	289	-	-	-	-	-	-	91	95	103	-	-	-	-	-	-
0802	Tabusintac Community School	45	5	2	6	10	4	2	7	4	5	-	-	-	-	-	-
4261	Terry Fox Elementary School	217	38	37	32	40	37	33	-	-	-	-	-	-	-	-	-
3818	Tide Head School	9	3	2	-	-	3	1	-	-	-	-	-	-	-	-	-
<b>Total - Anglophone North School District</b>		<b>7,266</b>	<b>451</b>	<b>445</b>	<b>453</b>	<b>461</b>	<b>438</b>	<b>480</b>	<b>532</b>	<b>531</b>	<b>534</b>	<b>635</b>	<b>724</b>	<b>765</b>	<b>798</b>	<b>19</b>	



**Table 22. Enrolment by School by Grade, September 30, 2018 (continued)**

District	School Number and Name	Total	Grade												Prev. Grads	
			K	01	02	03	04	05	06	07	08	09	10	11		12
<b>Anglophone South School District</b>																
2023	Morna Heights School	69	12	13	12	13	7	12	-	-	-	-	-	-	-	-
1811	Norton Elementary School	123	27	29	16	17	14	20	-	-	-	-	-	-	-	-
2039	Prince Charles School	153	19	20	19	20	24	8	13	17	13	-	-	-	-	-
2041	Princess Elizabeth School	512	47	38	52	54	43	39	88	82	69	-	-	-	-	-
1932	Quispamsis Elementary School	377	60	54	59	65	75	64	-	-	-	-	-	-	-	-
1946	Quispamsis Middle School	534	-	-	-	-	-	-	167	188	179	-	-	-	-	-
2072	River Valley Middle School	315	-	-	-	-	-	-	100	104	111	-	-	-	-	-
1927	Rothesay Elementary School	408	67	65	62	68	59	87	-	-	-	-	-	-	-	-
1928	Rothesay High School	532	-	-	-	-	-	-	-	-	-	120	137	142	132	1
1942	Rothesay Park School	223	-	-	-	-	-	-	69	72	82	-	-	-	-	-
2043	Saint John High School	897	-	-	-	-	-	-	-	-	-	204	232	241	220	-
2057	Saint Rose School	205	37	34	34	31	36	33	-	-	-	-	-	-	-	-
2075	Seaside Park Elementary School	487	88	83	89	74	73	80	-	-	-	-	-	-	-	-
2047	Simonds High School	771	-	-	-	-	-	-	-	-	-	188	181	212	190	-
2310	Sir James Dunn Academy	187	-	-	-	-	-	-	20	27	31	23	33	26	26	1
2110	St. George Elementary School	263	36	46	33	58	40	50	-	-	-	-	-	-	-	-
2067	St. John the Baptist/King Edward School	217	23	31	24	38	23	14	25	18	21	-	-	-	-	-
2051	St. Malachy's Memorial High School	908	-	-	-	-	-	-	-	-	-	211	225	237	235	-
2052	St. Martins School	58	10	9	13	6	9	11	-	-	-	-	-	-	-	-
2336	St. Stephen Elementary School	465	60	83	84	71	85	82	-	-	-	-	-	-	-	-
2338	St. Stephen High School	474	-	-	-	-	-	-	-	-	-	112	121	119	122	-
2337	St. Stephen Middle School	340	-	-	-	-	-	-	119	119	102	-	-	-	-	-
1819	Sussex Corner Elementary School	304	39	59	42	51	63	50	-	-	-	-	-	-	-	-
1817	Sussex Elementary School	463	66	81	75	87	81	73	-	-	-	-	-	-	-	-
1820	Sussex Middle School	430	-	-	-	-	-	-	152	140	138	-	-	-	-	-
1818	Sussex Regional High School	698	-	-	-	-	-	-	-	-	-	161	152	178	206	1
2311	Vincent Massey Elementary School	140	23	19	36	22	15	25	-	-	-	-	-	-	-	-
2062	Westfield School	336	41	47	55	50	66	77	-	-	-	-	-	-	-	-
2206	White Head Elementary School	5	1	-	-	1	3	-	-	-	-	-	-	-	-	-
<b>Total - Anglophone South School District</b>		<b>22,903</b>	<b>1,581</b>	<b>1,661</b>	<b>1,699</b>	<b>1,717</b>	<b>1,732</b>	<b>1,817</b>	<b>1,795</b>	<b>1,739</b>	<b>1,665</b>	<b>1,778</b>	<b>1,845</b>	<b>1,952</b>	<b>1,909</b>	<b>13</b>



**Table 22. Enrolment by School by Grade, September 30, 2018 (continued)**

District	School Number and Name	Total	Grade												Prev. Grads	
			K	01	02	03	04	05	06	07	08	09	10	11		12
<b>Anglophone West School District</b>																
2703	McAdam Elementary School	67	11	11	9	16	9	11	-	-	-	-	-	-	-	-
2704	McAdam High School	74	-	-	-	-	-	-	11	9	7	10	7	14	15	1
2910	Meduxnekeag Consolidated School	623	66	63	75	60	72	74	79	73	61	-	-	-	-	-
2411	Minto Elementary Middle School	353	35	35	35	41	56	41	34	31	45	-	-	-	-	-
2407	Minto Memorial High School	141	-	-	-	-	-	-	-	-	-	41	26	30	44	-
2633	Montgomery Street Elementary School	220	46	36	37	41	41	19	-	-	-	-	-	-	-	-
2802	Nackawic Elementary School	213	26	44	35	28	37	43	-	-	-	-	-	-	-	-
2811	Nackawic Middle School	135	-	-	-	-	-	-	46	47	42	-	-	-	-	-
2801	Nackawic Senior High School	282	-	-	-	-	-	-	-	-	-	69	70	70	73	-
2620	Nashwaak Valley School	112	18	17	15	27	15	20	-	-	-	-	-	-	-	-
2621	Nashwaaksis Memorial School	351	59	76	52	66	52	46	-	-	-	-	-	-	-	-
2636	Nashwaaksis Middle School	594	-	-	-	-	-	-	210	187	197	-	-	-	-	-
2639	New Maryland Elementary School	480	75	73	73	100	84	75	-	-	-	-	-	-	-	-
2513	Oromocto High School	1,032	-	-	-	-	-	-	-	-	-	221	269	280	253	9
2623	Park Street Elementary School	424	62	63	78	71	77	73	-	-	-	-	-	-	-	-
3105	Perth-Andover Middle School	194	-	-	-	-	-	-	61	68	65	-	-	-	-	-
2624	Priestman Street Elementary School	573	92	88	89	110	87	107	-	-	-	-	-	-	-	-
2512	Ridgeview Middle School	315	-	-	-	-	-	-	96	123	96	-	-	-	-	-
2638	Royal Road Elementary School	343	55	48	60	61	67	52	-	-	-	-	-	-	-	-
5401	Saint Mary's Academy	176	12	11	12	14	15	21	11	16	12	12	9	14	17	-
3106	Southern Victoria High School	250	-	-	-	-	-	-	-	-	-	65	76	59	50	-
0906	Stanley Consolidated School	230	12	21	18	22	16	9	14	15	21	19	23	21	19	-
2510	Summerhill Street Elementary School	265	-	-	-	92	84	89	-	-	-	-	-	-	-	-
2505	Sunbury West School	246	32	33	31	22	29	26	21	22	30	-	-	-	-	-
3111	Tobique Valley High School	159	-	-	-	-	-	-	11	23	25	31	25	18	26	-
2911	Townsvie School	584	69	55	71	57	56	64	88	61	63	-	-	-	-	-
0905	Upper Miramichi Elementary School	95	11	16	17	18	14	19	-	-	-	-	-	-	-	-
2908	Woodstock High School	590	-	-	-	-	-	-	-	-	-	146	142	157	141	4
<b>Total - Anglophone West School District</b>		<b>22,663</b>	<b>1,662</b>	<b>1,609</b>	<b>1,682</b>	<b>1,750</b>	<b>1,713</b>	<b>1,745</b>	<b>1,739</b>	<b>1,718</b>	<b>1,774</b>	<b>1,770</b>	<b>1,836</b>	<b>1,800</b>	<b>1,844</b>	<b>21</b>

Table 22. Enrolment by School by Grade, September 30, 2018 (continued)

District	School Number and Name	Total	Grade												Prev. Grads	
			K	01	02	03	04	05	06	07	08	09	10	11		12
<b>District scolaire francophone Nord-Est</b>																
4109	Académie Assomption	58	6	6	7	10	17	12	-	-	-	-	-	-	-	-
3511	Académie Notre-Dame	167	17	13	15	17	22	25	16	22	20	-	-	-	-	-
3516	Aux quatre vents	213	-	-	-	-	-	-	-	-	-	53	61	51	48	-
4157	Carrefour Étudiant	254	16	30	25	28	31	35	25	25	39	-	-	-	-	-
0761	Centre scolaire communautaire La fontaine	409	28	23	30	26	22	40	27	38	24	39	41	31	39	1
4161	Cité de l'Amitié	365	52	65	53	56	72	67	-	-	-	-	-	-	-	-
0714	École La Passerelle	187	28	25	19	22	21	28	11	17	16	-	-	-	-	-
0702	École La Relève-de-Saint-Isidore	135	9	12	14	19	13	19	15	14	20	-	-	-	-	-
0719	École La Ruche	322	62	46	50	53	58	53	-	-	-	-	-	-	-	-
0725	École La Source	357	37	43	45	44	32	32	37	45	42	-	-	-	-	-
0762	École La Villa des Amis	181	15	19	19	19	22	15	24	29	19	-	-	-	-	-
0609	École La-Rivière	91	12	15	12	10	4	8	12	6	12	-	-	-	-	-
0720	École Le Tremplin	160	-	-	-	-	-	-	49	64	47	-	-	-	-	-
0503	École Léandre-LeGresley	121	15	9	13	15	14	17	15	11	12	-	-	-	-	-
0627	École L'Envolée	387	44	34	48	48	44	52	37	41	39	-	-	-	-	-
0513	École L'Escalé-des-Jeunes	85	8	10	8	10	7	13	14	8	7	-	-	-	-	-
0625	École L'Étincelle	135	11	15	20	12	15	12	18	24	8	-	-	-	-	-
0540	École Marguerite-Bourgeois	350	33	46	33	42	41	46	40	36	33	-	-	-	-	-
0601	École Marie-Esther	402	-	-	-	-	-	-	-	-	-	96	78	118	108	2
0504	École Ola-Léger	81	7	10	10	7	12	11	7	9	8	-	-	-	-	-
0752	École René-Chouinard	107	7	13	11	10	9	13	19	14	11	-	-	-	-	-
4156	École secondaire Népissiguit	785	-	-	-	-	-	-	-	-	-	175	202	198	210	-
0604	École Soeur-Saint-Alexandre	274	24	38	35	25	31	29	33	25	34	-	-	-	-	-
0541	École Terre des Jeunes	254	32	24	34	28	28	31	24	34	19	-	-	-	-	-
4143	François-Xavier-Daigle	128	9	8	9	15	21	13	20	20	13	-	-	-	-	-
4125	La Croisée	222	19	22	24	28	30	35	27	23	14	-	-	-	-	-
3517	La Mosaïque du Nord	275	20	29	38	34	26	31	32	35	30	-	-	-	-	-
4158	Le Domaine Étudiant	240	-	-	-	-	56	45	51	36	52	-	-	-	-	-
3724	Le Galion des Appalaches	594	59	63	60	69	67	78	59	70	69	-	-	-	-	-
4114	Le Tournesol	188	43	45	45	55	-	-	-	-	-	-	-	-	-	-
4159	Place-des-Jeunes	200	-	-	-	-	-	-	75	59	66	-	-	-	-	-
0539	Polyvalente Louis-Mailloux	427	-	-	-	-	-	-	-	-	-	100	99	97	130	1
3722	Polyvalente Roland-Pépin	292	-	-	-	-	-	-	-	-	-	72	78	75	66	1
0760	Polyvalente W.-Arthur-Losier	680	-	-	-	-	-	-	-	-	-	158	183	173	163	3
<b>Total - District scolaire francophone Nord-Est</b>		<b>9,126</b>	<b>613</b>	<b>663</b>	<b>677</b>	<b>702</b>	<b>715</b>	<b>760</b>	<b>687</b>	<b>705</b>	<b>654</b>	<b>693</b>	<b>742</b>	<b>743</b>	<b>764</b>	<b>8</b>



**Table 22. Enrolment by School by Grade, September 30, 2018 (continued)**

District	School Number and Name	Total	Grade												Prev. Grads	
			K	01	02	03	04	05	06	07	08	09	10	11		12
<b>District scolaire francophone Nord-Ouest</b>																
	3329 Carrefour de la Jeunesse	390	32	45	33	57	33	54	51	45	40	-	-	-	-	-
	3327 Centre d'apprentissage du Haut-Madawaska	191	12	18	20	27	20	24	25	19	26	-	-	-	-	-
	3325 Cité des Jeunes A.-M.-Sormany	949	-	-	-	-	-	-	-	-	-	252	245	207	244	1
	3326 École communautaire Ernest-Lang	67	5	6	4	5	11	11	6	11	8	-	-	-	-	-
	3316 École communautaire Saint-Joseph	83	6	8	10	5	11	7	10	18	8	-	-	-	-	-
	0117 École Écho-Jeunesse	159	26	22	17	21	20	15	19	19	-	-	-	-	-	-
	3215 École Grande-Rivière	280	17	14	17	19	30	27	25	24	30	18	21	25	13	-
	0109 École Marie-Gaétane	111	-	-	-	-	-	-	-	-	16	20	22	27	26	-
	3205 École Mgr-Lang	217	25	30	35	35	25	35	32	-	-	-	-	-	-	-
	0101 École Mgr-Martin	255	34	41	35	35	38	37	35	-	-	-	-	-	-	-
	3320 École Mgr-Matthieu-Mazerolle	107	13	15	11	9	12	11	9	15	12	-	-	-	-	-
	3309 École Notre-Dame	463	32	37	50	56	46	69	54	49	70	-	-	-	-	-
	3317 École Régionale Saint-Basile	298	39	32	31	43	33	36	32	28	24	-	-	-	-	-
	3321 École Régionale Sainte-Anne	116	13	18	13	12	11	16	9	12	12	-	-	-	-	-
	3314 École Saint-Jacques	323	35	33	35	45	30	35	35	38	37	-	-	-	-	-
	3218 Élémentaire Sacré-Coeur	304	38	56	46	50	32	47	35	-	-	-	-	-	-	-
	0118 Polyvalente A.-J.-Savoie	213	-	-	-	-	-	-	-	34	35	36	40	31	37	-
	3217 Polyvalente Thomas-Albert	548	-	-	-	-	-	-	-	81	110	68	85	105	98	1
	3211 Régionale-de-Saint-André	144	15	25	18	11	32	19	24	-	-	-	-	-	-	-
<b>Total - District scolaire francophone Nord-Ouest</b>		<b>5,218</b>	<b>342</b>	<b>400</b>	<b>375</b>	<b>430</b>	<b>384</b>	<b>443</b>	<b>401</b>	<b>393</b>	<b>428</b>	<b>394</b>	<b>413</b>	<b>395</b>	<b>418</b>	<b>2</b>

Table 22. Enrolment by School by Grade, September 30, 2018 (continued)

District	School Number and Name	Total	Grade												Prev. Grads	
			K	01	02	03	04	05	06	07	08	09	10	11		12
<b>District scolaire francophone Sud</b>																
	5201 Centre scolaire Samuel-de-Champlain	702	48	34	56	48	45	57	79	82	73	46	55	43	36	-
	1340 École Abbey-Landry	386	45	44	43	47	43	53	45	34	32	-	-	-	-	-
	1348 École Amirault	251	69	102	80	-	-	-	-	-	-	-	-	-	-	-
	1357 École Anna-Malenfant	598	103	107	88	100	88	112	-	-	-	-	-	-	-	-
	1364 École Antonine-Maillet	358	-	-	-	-	-	-	177	181	-	-	-	-	-	-
	5107 École Arc-en-ciel	315	46	47	39	30	45	38	24	20	26	-	-	-	-	-
	1206 École Blanche-Bourgeois	177	20	21	19	24	20	27	16	18	12	-	-	-	-	-
	1215 École Calixte-F.-Savoie	73	13	5	9	6	9	10	5	6	10	-	-	-	-	-
	1227 École Camille-Vautour	196	25	21	17	16	29	24	15	26	23	-	-	-	-	-
	5301 École Carrefour Beausoleil	276	19	20	30	22	25	28	18	26	18	25	14	15	16	-
	1361 École Carrefour de l'Acadie	463	-	-	-	-	-	-	114	94	255	-	-	-	-	-
	1334 École Champlain	913	134	99	116	94	100	100	101	89	80	-	-	-	-	-
	1226 École Clément-Cormier	436	-	-	-	-	-	-	-	-	-	99	128	104	105	-
	5138 École des Bâtitseurs	448	72	80	72	71	72	81	-	-	-	-	-	-	-	-
	5202 École des Pionniers	182	31	34	32	32	24	29	-	-	-	-	-	-	-	-
	1356 École Donat-Robichaud	263	35	22	27	28	33	27	33	33	25	-	-	-	-	-
	1202 École Dr-Marguerite-Michaud	247	26	25	27	26	23	26	34	38	22	-	-	-	-	-
	1358 École Grande-Digue	234	22	23	28	22	29	30	28	33	19	-	-	-	-	-
	1363 École Le Marais	255	-	-	-	82	85	88	-	-	-	-	-	-	-	-
	1359 École Le Mascaret	289	-	-	-	-	-	-	100	94	95	-	-	-	-	-
	1362 École Le Sommet	839	113	113	107	89	101	96	83	76	61	-	-	-	-	-
	5139 École Les Éclaireurs	422	56	59	52	50	42	58	35	33	37	-	-	-	-	-
	1360 École L'Odysée	823	-	-	-	-	-	-	-	-	-	206	244	200	172	1
	1355 École Mathieu-Martin	1,126	-	-	-	-	-	-	-	-	-	271	288	299	268	-
	1315 École Mgr-François-Bourgeois	501	61	44	51	59	76	56	50	54	50	-	-	-	-	-
	3954 École Mgr-Marcel-François-Richard	419	19	16	22	14	26	13	18	26	26	55	51	62	71	-
	1228 École Mont Carmel	164	21	12	15	20	18	22	19	18	19	-	-	-	-	-
	1213 École Notre-Dame	123	14	10	16	11	15	13	17	15	12	-	-	-	-	-
	1317 École Père-Edgar-T.-LeBlanc	329	38	52	40	34	34	31	42	31	27	-	-	-	-	-
	3905 École Régionale de Baie-Sainte-Anne	118	5	9	6	6	13	1	7	19	11	14	6	10	11	-
	5137 École Sainte-Anne	705	-	-	-	-	-	-	78	90	82	114	102	120	118	1
	1349 École Sainte-Bernadette	259	50	49	45	43	34	38	-	-	-	-	-	-	-	-
	1335 École Sainte-Thérèse	534	63	79	80	108	103	101	-	-	-	-	-	-	-	-
	1350 École Saint-Henri	351	66	57	57	58	60	53	-	-	-	-	-	-	-	-
	3955 École Soleil Levant	213	21	23	29	17	21	17	25	37	23	-	-	-	-	-
	3924 Étoile de l'Acadie	245	31	10	11	23	14	23	19	27	18	13	23	17	14	2
	1331 Polyvalente Louis-J.-Robichaud	562	-	-	-	-	-	-	-	-	-	145	127	136	154	-
<b>Total - District scolaire francophone Sud</b>		<b>14,795</b>	<b>1,266</b>	<b>1,217</b>	<b>1,214</b>	<b>1,180</b>	<b>1,227</b>	<b>1,252</b>	<b>1,182</b>	<b>1,200</b>	<b>1,056</b>	<b>988</b>	<b>1,038</b>	<b>1,006</b>	<b>965</b>	<b>4</b>

**Table 23. Enrolment in French Immersion by School by Grade, September 30, 2018**

Dist.	No. School Number and Name	Total	Grade											
			01	02	03	04	05	06	07	08	09	10	11	12
<b>Anglophone East School District</b>														
	1572 Arnold H. McLeod School	186	38	41	32	29	46	-	-	-	-	-	-	-
	1569 Bernice MacNaughton High School	386	-	-	-	-	-	-	-	-	108	95	102	81
	1504 Bessborough School	352	52	39	66	45	43	32	36	39	-	-	-	-
	1505 Birchmount School	271	26	44	41	31	28	39	35	27	-	-	-	-
	1702 Caledonia Regional High School	107	-	-	-	-	-	19	16	9	27	14	11	11
	1567 Claude D. Taylor School	171	34	28	37	39	33	-	-	-	-	-	-	-
	1573 Edith Cavell School	90	21	13	12	12	12	13	2	5	-	-	-	-
	1576 Evergreen Park School	456	42	39	74	54	53	61	67	66	-	-	-	-
	1514 Forest Glen School	125	38	22	32	33	-	-	-	-	-	-	-	-
	1550 Frank L. Bowser School	192	45	25	39	45	38	-	-	-	-	-	-	-
	1517 Harrison Trimble High School	382	-	-	-	-	-	-	-	-	118	104	106	54
	1519 Hillcrest School	27	-	-	-	-	-	12	8	7	-	-	-	-
	1610 J.M.A. Armstrong/Salisbury Middle School	334	-	-	-	-	39	45	38	52	47	39	36	38
	1571 Lewisville Middle School	232	-	-	-	-	-	79	80	73	-	-	-	-
	1574 Lou MacNarin School	192	45	40	43	28	36	-	-	-	-	-	-	-
	1528 Magnetic Hill School	268	32	36	33	41	32	40	24	30	-	-	-	-
	1402 Marshview Middle School	158	-	-	-	-	47	41	37	33	-	-	-	-
	1539 Moncton High School	469	-	-	-	-	-	-	-	-	120	112	118	119
	1577 Northrop Frye School	474	49	54	72	77	56	80	43	43	-	-	-	-
	1604 Petitcodiac Regional School	256	24	21	-	-	-	47	34	29	30	22	21	28
	1416 Port Elgin Regional School	28	-	-	-	-	-	7	11	10	-	-	-	-
	1547 Queen Elizabeth School	175	34	14	19	35	24	20	18	11	-	-	-	-
	1578 Riverview East School	427	52	51	58	55	56	61	47	47	-	-	-	-
	1570 Riverview High School	548	-	-	-	-	-	-	-	-	133	137	138	140
	1549 Riverview Middle School	340	-	-	-	-	-	122	108	110	-	-	-	-
	1417 Salem Elementary School	220	60	52	53	55	-	-	-	-	-	-	-	-
	1607 Salisbury Elementary School	180	33	52	43	52	-	-	-	-	-	-	-	-
	1553 Shediac Cape School	147	20	22	22	22	16	16	17	12	-	-	-	-
	1559 Sunny Brae Middle School	152	-	-	-	-	24	50	44	34	-	-	-	-
	1411 Tantramar Regional High School	140	-	-	-	-	-	-	-	-	47	40	40	13
	1551 West Riverview School	153	28	18	33	43	31	-	-	-	-	-	-	-
<b>Total - Anglophone East School District</b>		<b>7,638</b>	<b>673</b>	<b>611</b>	<b>709</b>	<b>696</b>	<b>614</b>	<b>784</b>	<b>665</b>	<b>637</b>	<b>630</b>	<b>563</b>	<b>572</b>	<b>484</b>

**Table 23. Enrolment in French Immersion by School by Grade, September 30, 2018 (continued)**

Dist.	No. School Number and Name	Total	Grade												
			01	02	03	04	05	06	07	08	09	10	11	12	
<b>Anglophone North School District</b>															
	4201 Bathurst High School	120	-	-	-	-	-	-	-	-	-	26	46	31	17
	0843 Blackville School	66	7	12	15	15	-	-	17	-	-	-	-	-	-
	4055 Bonar Law Memorial School	89	-	-	-	-	-	-	-	-	31	27	18	13	
	3806 Campbellton Middle School	67	-	-	-	-	21	14	15	17	-	-	-	-	
	3615 Dalhousie Regional High School	78	-	-	-	-	-	13	16	6	13	9	14	7	
	1025 Dr. Losier Middle School	127	-	-	-	-	-	39	40	48	-	-	-	-	
	4056 Eleanor W. Graham Middle School	83	-	-	-	-	-	31	33	19	-	-	-	-	
	0858 Gretna Green School	165	23	15	22	22	31	19	23	10	-	-	-	-	
	1020 James M. Hill Memorial High School	94	-	-	-	-	-	-	-	-	27	21	23	23	
	1026 King Street Elementary School	149	40	28	29	33	19	-	-	-	-	-	-	-	
	3613 L.E. Reinsborough School	85	18	17	15	18	17	-	-	-	-	-	-	-	
	3803 Lord Beaverbrook School	69	17	16	16	20	-	-	-	-	-	-	-	-	
	0860 Max Aitken Academy	281	45	37	43	32	22	39	33	30	-	-	-	-	
	0811 Miramichi Valley High School	208	-	-	-	-	-	-	-	-	52	53	49	54	
	1017 Nelson Rural School	36	-	9	12	-	-	15	-	-	-	-	-	-	
	0859 North & South Esk Elementary School	38	7	10	-	-	-	21	-	-	-	-	-	-	
	4260 Parkwood Heights Elementary School	69	12	15	16	19	7	-	-	-	-	-	-	-	
	4017 Rexton Elementary School	119	31	20	20	20	28	-	-	-	-	-	-	-	
	3823 Sugarloaf Senior High School	91	-	-	-	-	-	-	-	-	31	17	21	22	
	4207 Superior Middle School	129	-	-	-	-	-	45	38	46	-	-	-	-	
	4261 Terry Fox Elementary School	117	24	21	31	25	16	-	-	-	-	-	-	-	
<b>Total - Anglophone North School District</b>		<b>2,280</b>	<b>224</b>	<b>200</b>	<b>219</b>	<b>204</b>	<b>161</b>	<b>236</b>	<b>215</b>	<b>176</b>	<b>180</b>	<b>173</b>	<b>156</b>	<b>136</b>	

**Table 23. Enrolment in French Immersion by School by Grade, September 30, 2018 (continued)**

Dist.	No.	School Number and Name	Total	Grade											
				01	02	03	04	05	06	07	08	09	10	11	12
<b>Anglophone South School District</b>															
	2003	Barnhill Memorial School	284	-	-	-	-	-	87	110	87	-	-	-	
	2066	Bayside Middle School	187	-	-	-	-	-	55	65	67	-	-	-	
	2005	Beaconsfield Middle School	58	-	-	-	-	-	20	20	18	-	-	-	
	1945	Belleisle Regional High School	96	-	-	-	-	-	12	13	13	10	18	14	16
	2008	Champlain Heights School	13	-	-	13	-	-	-	-	-	-	-	-	
	1948	Chris Saunders Memorial Elementary School	123	21	20	30	22	30	-	-	-	-	-	-	
	1940	Dr. A. T. Leatherbarrow Primary School	58	58	-	-	-	-	-	-	-	-	-	-	
	1930	Fairvale Elementary School	161	31	32	31	28	39	-	-	-	-	-	-	
	2013	Forest Hills School	314	16	30	32	38	36	55	53	54	-	-	-	
	2111	Fundy Middle and High School	165	-	-	-	-	-	44	36	15	22	21	14	13
	2068	Grand Bay Primary School	33	21	12	-	-	-	-	-	-	-	-	-	
	1939	Hampton Elementary School	183	-	28	46	59	50	-	-	-	-	-	-	
	1947	Hampton High School	215	-	-	-	-	-	-	-	-	42	54	60	59
	1921	Hampton Middle School	184	-	-	-	-	-	72	60	52	-	-	-	
	2060	Harbour View High School	280	-	-	-	-	-	-	-	-	71	81	64	64
	1929	Harry Miller Middle School	244	-	-	-	-	-	86	91	67	-	-	-	
	2016	Inglewood School	19	-	-	19	-	-	-	-	-	-	-	-	
	2070	Island View School	44	21	-	23	-	-	-	-	-	-	-	-	
	1941	Kennebecasis Valley High School	489	-	-	-	-	-	-	-	-	132	134	124	99
	1943	Lakefield Elementary School	189	34	24	39	41	51	-	-	-	-	-	-	
	2030	Loch Lomond School	127	20	22	22	34	29	-	-	-	-	-	-	
	2059	M. Gerald Teed Memorial School	58	24	34	-	-	-	-	-	-	-	-	-	
	1925	Macdonald Consolidated School	20	-	-	-	-	-	10	10	-	-	-	-	
	2065	Millidgeville North School	267	-	-	40	66	52	47	36	26	-	-	-	
	2041	Princess Elizabeth School	118	12	14	-	-	-	34	37	21	-	-	-	
	1932	Quispamsis Elementary School	162	23	22	47	34	36	-	-	-	-	-	-	
	1946	Quispamsis Middle School	295	-	-	-	-	-	96	114	85	-	-	-	
	2072	River Valley Middle School	211	-	-	-	-	-	68	70	73	-	-	-	
	1927	Rothesay Elementary School	158	37	21	31	30	39	-	-	-	-	-	-	
	1928	Rothesay High School	241	-	-	-	-	-	-	-	-	60	69	63	49
	1942	Rothesay Park School	136	-	-	-	-	-	49	42	45	-	-	-	
	2043	Saint John High School	315	-	-	-	-	-	-	-	-	80	95	66	74
	2075	Seaside Park Elementary School	134	30	31	23	33	17	-	-	-	-	-	-	
	2047	Simonds High School	138	-	-	-	-	-	-	-	-	41	37	29	31
	2110	St. George Elementary School	131	26	17	37	21	30	-	-	-	-	-	-	
	2051	St. Malachy's Memorial High School	288	-	-	-	-	-	-	-	-	75	79	59	75
	2336	St. Stephen Elementary School	226	53	42	37	57	37	-	-	-	-	-	-	
	2338	St. Stephen High School	143	-	-	-	-	-	-	-	-	39	38	30	36
	2337	St. Stephen Middle School	154	-	-	-	-	-	52	57	45	-	-	-	

**Table 23. Enrolment in French Immersion by School by Grade, September 30, 2018 (continued)**

Dist.	No.	School Number and Name	Total	Grade											
				01	02	03	04	05	06	07	08	09	10	11	12
<b>Anglophone South School District</b>															
	1819	Sussex Corner Elementary School	138	31	18	26	34	29	-	-	-	-	-	-	
	1817	Sussex Elementary School	202	43	29	50	33	47	-	-	-	-	-	-	
	1820	Sussex Middle School	264	-	-	-	-	-	98	86	80	-	-	-	
	1818	Sussex Regional High School	284	-	-	-	-	-	-	-	-	78	69	57	
	2062	Westfield School	173	26	20	30	48	49	-	-	-	-	-	-	
<b>Total - Anglophone South School District</b>			<b>7,722</b>	<b>527</b>	<b>416</b>	<b>576</b>	<b>578</b>	<b>571</b>	<b>885</b>	<b>900</b>	<b>748</b>	<b>650</b>	<b>695</b>	<b>580</b>	

**Table 23. Enrolment in French Immersion by School by Grade, September 30, 2018 (continued)**

Dist.	No. School Number and Name	Total	Grade											
			01	02	03	04	05	06	07	08	09	10	11	12
<b>Anglophone West School District</b>														
	3107 Andover Elementary School	82	15	13	21	21	12	-	-	-	-	-	-	-
	2506 Assiniboine Avenue Elementary School	72	38	34	-	-	-	-	-	-	-	-	-	-
	2602 Barkers Point Elementary School	156	21	25	41	32	37	-	-	-	-	-	-	-
	2641 Bliss Carman Middle School	345	-	-	-	-	-	132	89	124	-	-	-	-
	3018 Carleton North High School	81	-	-	-	-	-	-	-	-	34	18	17	12
	2604 Connaught Street School	168	37	33	35	29	34	-	-	-	-	-	-	-
	2605 Devon Middle School	255	-	-	-	-	-	87	75	93	-	-	-	-
	3009 Florenceville Elementary School	142	22	22	30	33	35	-	-	-	-	-	-	-
	3008 Florenceville Middle School	126	-	-	-	-	-	47	41	38	-	-	-	-
	2608 Forest Hill Elementary School	42	42	-	-	-	-	-	-	-	-	-	-	-
	2635 Fredericton High School	636	-	-	-	-	-	-	-	-	226	182	116	112
	2609 Garden Creek School	203	38	38	49	37	41	-	-	-	-	-	-	-
	2619 George Street Middle School	403	-	-	-	-	-	136	139	128	-	-	-	-
	2508 Gesner Street Elementary School	71	38	33	-	-	-	-	-	-	-	-	-	-
	2642 Gibson-Neill Memorial Elementary School	245	59	40	51	47	48	-	-	-	-	-	-	-
	2511 Harold Peterson Middle School	183	-	-	-	-	-	62	63	58	-	-	-	-
	2701 Harvey Elementary School	94	10	21	19	23	21	-	-	-	-	-	-	-
	2705 Harvey High School	96	-	-	-	-	-	23	14	13	15	15	12	4
	2509 Hubbard Avenue Elementary School	127	-	-	40	42	45	-	-	-	-	-	-	-
	5001 John Caldwell School	157	12	12	19	10	16	16	9	10	8	12	15	18
	2611 Keswick Ridge School	23	16	7	-	-	-	-	-	-	-	-	-	-
	2640 Leo Hayes High School	652	-	-	-	-	-	-	-	-	174	163	154	161
	2634 Liverpool Street Elementary School	191	-	53	52	37	49	-	-	-	-	-	-	-
	2910 Meduxnekeag Consolidated School	261	29	30	34	32	39	35	36	26	-	-	-	-
	2411 Minto Elementary Middle School	46	15	11	-	20	-	-	-	-	-	-	-	-
	2633 Montgomery Street Elementary School	73	21	15	20	17	-	-	-	-	-	-	-	-
	2802 Nackawic Elementary School	92	21	16	18	17	20	-	-	-	-	-	-	-
	2811 Nackawic Middle School	56	-	-	-	-	-	18	19	19	-	-	-	-
	2801 Nackawic Senior High School	81	-	-	-	-	-	-	-	-	19	11	26	25
	2621 Nashwaaksis Memorial School	168	55	22	41	29	21	-	-	-	-	-	-	-
	2636 Nashwaaksis Middle School	367	-	-	-	-	-	131	116	120	-	-	-	-
	2639 New Maryland Elementary School	262	50	45	64	58	45	-	-	-	-	-	-	-
	2513 Oromocto High School	231	-	-	-	-	-	-	-	-	56	62	61	52
	2623 Park Street Elementary School	258	47	54	49	56	52	-	-	-	-	-	-	-
	3105 Perth-Andover Middle School	55	-	-	-	-	-	19	20	16	-	-	-	-
	2624 Priestman Street Elementary School	274	52	51	70	44	57	-	-	-	-	-	-	-
	2512 Ridgeview Middle School	78	-	-	-	-	-	31	29	18	-	-	-	-
	2638 Royal Road Elementary School	168	33	29	42	33	31	-	-	-	-	-	-	-
	3106 Southern Victoria High School	65	-	-	-	-	-	-	-	-	22	24	10	9

**Table 23. Enrolment in French Immersion by School by Grade, September 30, 2018 (continued)**

Dist.	No. School Number and Name	Total	Grade											
			01	02	03	04	05	06	07	08	09	10	11	12
<b>Anglophone West School District</b>														
	2510 Summerhill Street Elementary School	116	-	-	43	34	39	-	-	-	-	-	-	-
	2505 Sunbury West School	11	-	-	-	-	-	-	-	11	-	-	-	-
	2911 Townsview School	260	30	29	30	19	34	46	36	36	-	-	-	-
	2908 Woodstock High School	203	-	-	-	-	-	-	-	-	63	55	45	40
<b>Total - Anglophone West School District</b>		<b>7,675</b>	<b>701</b>	<b>633</b>	<b>768</b>	<b>670</b>	<b>676</b>	<b>783</b>	<b>686</b>	<b>710</b>	<b>617</b>	<b>542</b>	<b>456</b>	<b>433</b>







**Table 24. Dropouts and Enrolment by School District for Grades 7 - 12  
September 30, 2016 to September 30, 2017**

<b>School District</b>	<b>Enrolment K-12</b>	<b>Enrolment 7-12</b>	<b>Number of Dropouts</b>	<b>Percent Dropped Out</b>
<b>Anglophone Districts</b>				
Anglophone East School District	15,624	7,629	149	2.0
Anglophone North School District	7,428	4,142	78	1.9
Anglophone South School District	22,969	10,921	121	1.1
Anglophone West School District	22,901	10,988	164	1.5
<b>Francophone Districts</b>				
District scolaire francophone Nord-Est	9,520	4,628	65	1.4
District scolaire francophone Nord-Ouest	5,335	2,458	28	1.1
District scolaire francophone Sud	14,065	5,877	34	0.6
<b>Anglophone</b>	<b>68,922</b>	<b>33,680</b>	<b>512</b>	<b>1.5</b>
<b>Francophone</b>	<b>28,920</b>	<b>12,963</b>	<b>127</b>	<b>1.0</b>
<b>Province</b>	<b>97,842</b>	<b>46,643</b>	<b>639</b>	<b>1.4</b>